

DROP IN™ Floor Box Kits with Steel Bracket

NEW!
more on
reverse

Fastest, FLUSH installation • Low Profile Metal Covers, Steel Bracket



Brass cover,
brass plated steel bracket
FLB4364MB

**LOW PROFILE
STEEL BRACKET**

**FLUSH to FLOOR
INSTALLATION...
In About 5 MINUTES!**




Nickel-plated cover,
nickel plated steel bracket
FLB4364NL

Arlington's new FLB4364 series **DROP IN™ FLOOR BOX KITS** are the **fastest way to install a box, flush** in an EXISTING floor.

Designed for TIME-SAVINGS and a neat, flush installation, DROP IN Box, **now with a plated steel bracket**, installs in MINUTES with a SINGLE hole saw.

DROP IN Box accommodates most 4" covers and comes with a gasketed brass or nickel-plated brass cover. The cover seats into the matching low profile, .040" thick **plated steel bracket**, sitting flush with the floor and reducing trip hazards.



Low profile
Plated steel bracket

- **Gasketed metal covers** in brass or nickel-plated brass with *flip lids* that keep water out, protect the box
- **Matching metal carpet ring** covers cut carpet ends for a neater finish



FLB45CRNL

Matching Carpet Ring

SOLD SEPARATELY



Patent
pending

Arlington

1 Stauffer Industrial Park
Scranton, PA 18517

800/233.4717

Fax 570/562.0646

www.aifittings.com

DROP IN™ Floor Box Kits **NEW!** with Steel Bracket

Low Profile Metal Cover & Bracket • FASTEST Floor Box Installation



FLB4364MB

CATALOG NUMBER	UPC/DCI/NAED MFG. #018997	DESCRIPTION	UNIT/STD PKG
DROP IN™ BOX KITS with METAL COVER WITH TWO FLIP LIDS			
FLB4364MB	22084	Non-metallic box, Brass cover w flip lids	1
FLB4364NL	22085	Non-metallic box, Nickel-plated brass cover w flip lids	1
with Ground Clip (Canada)			
FLB4364MBGC	22096	Non-metallic box, Brass cover w flip lids	1
FLB4364NLGC	22097	Non-metallic box, Nickel-plated brass cover w flip lids	1

DROP IN BOX Kits with .040" thick PLATED STEEL BRACKET include non-metallic box, round 4" diameter metal cover with two flip lids, non-metallic gasket support plate, gasket, UL Listed 15 amp tamper-resistant duplex receptacle, mounting bracket, NM94 and NM95 cable connectors, (3) #8 x 1/2" flathead screws and (1) #6 x 1/2" screw.



FLB4364NL



FLB4364MB



FLB4364NL

Installs with a Single Hole Saw



1 Determine box location (avoid structural framing members). Use a hole saw to cut a 4-1/4" diameter opening through the floor and subfloor.



2 Insert mounting bracket, using indicator marks to align bracket for proper receptacle orientation. Tighten (3) wing screws to secure bracket to floor.



3 Pull cable. Install in box with supplied cable connector. Attach box to bracket with (3) #8 x 1/2" sheet metal screws (supplied) through the U-shaped cut outs in the box flange.



4 Wire receptacle. Install in box. Attach supplied gasket support plate to receptacle with #6 x 1/2" screw.



5 Cover Installation
Install gasket. Attach cover to box with (3) supplied #8 x 1/2" flathead machine screws.




CATALOG NUMBER	UPC/DCI/NAED MFG. #018997	DESCRIPTION	FINISH COLOR	UNIT/STD PKG
CARPET RINGS for FLB4364 Series DROP IN™ BOX				
FLB45CRMB	22088	6" diameter. Covers cut ends of carpet	Brass plated	1
FLB45CRNL	22089	6" diameter. Covers cut ends of carpet	Nickel-plated	1



FLB45CRMB



FLB45CRNL



FLB45CRMB

FLB45CRNL

Arlington



1 Stauffer Industrial Park
Scranton, PA 18517
800/233.4717
Fax 570/562.0646
www.aifittings.com

Patent pending FLB4364 1017/30M

Distributed by

DROP IN™ Floor Box Kits with Steel Bracket

NEW!
more on
reverse

Fastest, FLUSH installation • Low Profile Metal Covers, Steel Bracket



Brass cover,
brass plated steel bracket
FLB4364MB

**LOW PROFILE
STEEL BRACKET**

**FLUSH to FLOOR
INSTALLATION...
In About 5 MINUTES!**




Nickel-plated cover,
nickel plated steel bracket
FLB4364NL

Arlington's new FLB4364 series **DROP IN™ FLOOR BOX KITS** are the **fastest way to install a box, flush** in an EXISTING floor.

Designed for TIME-SAVINGS and a neat, flush installation, DROP IN Box, **now with a plated steel bracket**, installs in MINUTES with a SINGLE hole saw.

DROP IN Box accommodates most 4" covers and comes with a gasketed brass or nickel-plated brass cover. The cover seats into the matching low profile, .040" thick **plated steel bracket**, sitting flush with the floor and reducing trip hazards.



Low profile
Plated steel bracket

- **Gasketed metal covers** in brass or nickel-plated brass with *flip lids* that keep water out, protect the box
- **Matching metal carpet ring** covers cut carpet ends for a neater finish



FLB45CRNL

Matching Carpet Ring

SOLD SEPARATELY



Patent
pending

Arlington

1 Stauffer Industrial Park
Scranton, PA 18517

800/233.4717

Fax 570/562.0646

www.aifittings.com

DROP IN™ Floor Box Kits **NEW!** with Steel Bracket

Low Profile Metal Cover & Bracket • FASTEST Floor Box Installation



FLB4364MB

CATALOG NUMBER	UPC/DCI/NAED MFG. #018997	DESCRIPTION	UNIT/STD PKG
DROP IN™ BOX KITS with METAL COVER WITH TWO FLIP LIDS			
FLB4364MB	22084	Non-metallic box, Brass cover w flip lids	1
FLB4364NL	22085	Non-metallic box, Nickel-plated brass cover w flip lids	1
with Ground Clip (Canada)			
FLB4364MBGC	22096	Non-metallic box, Brass cover w flip lids	1
FLB4364NLGC	22097	Non-metallic box, Nickel-plated brass cover w flip lids	1

DROP IN BOX Kits with .040" thick PLATED STEEL BRACKET include non-metallic box, round 4" diameter metal cover with two flip lids, non-metallic gasket support plate, gasket, UL Listed 15 amp tamper-resistant duplex receptacle, mounting bracket, NM94 and NM95 cable connectors, (3) #8 x 1/2" flathead screws and (1) #6 x 1/2" screw.



FLB4364NL



FLB4364MB



FLB4364NL

Installs with a Single Hole Saw



1 Determine box location (avoid structural framing members). Use a hole saw to cut a 4-1/4" diameter opening through the floor and subfloor.



2 Insert mounting bracket, using indicator marks to align bracket for proper receptacle orientation. Tighten (3) wing screws to secure bracket to floor.



3 Pull cable. Install in box with supplied cable connector. Attach box to bracket with (3) #8 x 1/2" sheet metal screws (supplied) through the U-shaped cut outs in the box flange.



4 Wire receptacle. Install in box. Attach supplied gasket support plate to receptacle with #6 x 1/2" screw.



5 Cover Installation
Install gasket. Attach cover to box with (3) supplied #8 x 1/2" flathead machine screws.




CATALOG NUMBER	UPC/DCI/NAED MFG. #018997	DESCRIPTION	FINISH COLOR	UNIT/STD PKG
CARPET RINGS for FLB4364 Series DROP IN™ BOX				
FLB45CRMB	22088	6" diameter. Covers cut ends of carpet	Brass plated	1
FLB45CRNL	22089	6" diameter. Covers cut ends of carpet	Nickel-plated	1



FLB45CRMB



FLB45CRNL



FLB45CRMB

FLB45CRNL



Arlington
1 Stauffer Industrial Park
Scranton, PA 18517
800/233.4717
Fax 570/562.0646
www.aifittings.com

Patent pending FLB4364 1017/30M

Distributed by