

FS and FD Cast Device Boxes

CSA Certification Only.

UNILETS® for use with Threaded Rigid Conduit and IMC. All device boxes have ridge top construction.

Applications

- Accommodate wiring devices such as switches and receptacles.
- Provide excellent service in areas where boxes are subject to rough usage.
- Serve as pull boxes for conductors.
- Permit access to conductors for maintenance.
- Provide openings for making splices.
- Allow connections for branch conduit runs.
- Blank bodies for special conduit entrance arrangements.

Features

- Corrosion-resistant — ideal for indoor and outdoor installations.
- Weatherproof, raintight and dust-tight when used with cast gasketed covers.
- FS and FD boxes take standard flush wiring devices.
- FD boxes take devices exceeding 1-5/8" in depth under fastening ears.
- Malleable iron for high tensile strength and ductility — provides greater resistance to impact and shock.
- Both malleable iron and aluminum boxes have ridge top construction for positive cover/gasket/box fit.
- Accurately tapped, tapered threads for tight, rigid joints, ground continuity.
- Complete selection of covers, receptacles, plugs, gaskets and accessories.
- Covers have captive stainless steel screws to speed installation, prevent "freezing" of screws.
- Ground screw at top of box for easy access.
- Cast Hub Boxes
 - Available in single, two, three and four gang and tandem.
 - Smooth, rounded integral bushing in each hub protects conductor insulation.
- FD Blank Bodies for Brazed Hubs or Drill and Tapped Entries
 - Available in single, two, three and four gang boxes.
 - Drill and tapped entries.
 - Brazed threaded hubs for threaded conduit from 1/2" thru 1-1/2" and brazed union hubs from 1/2" thru 1-1/4.
 - Smooth, rounded integral bushing in each hub protects conductor insulation.
 - Ground screw at top of box for easy access.

Standard Materials

- Cast hub device boxes and boxes for drilling and tapping: malleable iron or copperfree (4/10 of 1% max.) aluminum
- Brazed hubs: malleable iron
- Covers: malleable iron, steel, or copperfree (4/10 of 1% max.) aluminum

Standard Finishes

- Malleable iron boxes and covers: triple-coat — (1) zinc electroplate, (2) chromate, and (3) aluminum polymer enamel
- Aluminum boxes and covers: epoxy powder coat
- Steel covers: zinc electroplate
- Screws: stainless steel

Options

- Enclosures drilled for 347 Volt devices. Add suffix **-347**.




Gasket is designed so that it "wraps around" ridge top of Appleton aluminum or malleable iron device box. Result is a positive seal against moisture.

Certifications and Compliances

- CSA Standard: C22.2 No. 18.1
- CSA Certified: 001472

Reference Data

- When ordering drilled and tapped openings or brazed hubs for blank bodies, refer to *FS and FD Cast Device Boxes Drilling and Tapping Information*  pages.

 CSA Certification Only.

FS and FD Single-Gang Cast Device Boxes

CSA Certification Only.

UNILETS® for use with Threaded Rigid Conduit and IMC. All device boxes have ridge top construction.

| | Size | | Malleable Iron | | | Aluminum | |
|---|------|---------|------------------|---------------|---------|-------------------|---------------|
| | | | Catalog Number | Wt. Lbs./Kgs. | | Catalog Number | Wt. Lbs./Kgs. |
|  | 1/2 | | FS-1 | 1.94/0.88 | | FS-1A | 0.64/0.29 |
| | 3/4 | Shallow | FS-2 | 2.25/1.02 | Shallow | FS-2A | 0.75/0.34 |
| | 1 | | FS-3 | 1.94/0.88 | | FS-3A | 0.64/0.29 |
| | 1/2 | | FD-1 | 2.70/1.22 | | FD-1A | 0.90/0.41 |
| | 3/4 | Deep | FD-2 | 2.60/1.18 | Deep | FD-2A | 0.92/0.42 |
| | 1 | | FD-3 | 2.80/1.27 | | FD-3A | 0.94/0.43 |
|  | 1/2 | Shallow | FSA-1 | 1.70/0.77 | Shallow | FSA-1A | 0.57/0.26 |
| | 3/4 | | FSA-2 | 1.60/0.73 | | FSA-2A | 0.58/0.26 |
| | 1/2 | Deep | FDA-1 | 2.10/0.95 | Deep | FDA-1A | 0.70/0.32 |
| | 3/4 | | FDA-2 | 2.00/0.91 | | FDA-2A | 0.67/0.30 |
|  | 1/2 | | FSC-1 | 2.10/0.95 | | FSC-1A | 0.70/0.32 |
| | 3/4 | Shallow | FSC-2 | 2.40/1.09 | Shallow | FSC-2A | 0.80/0.36 |
| | 1 | | FSC-3 | 2.06/0.93 | | FSC-3A | 0.70/0.32 |
| | 1/2 | | FDC-1 | 2.80/1.27 | | FDC-1A | 0.94/0.43 |
| | 3/4 | Deep | FDC-2 | 2.80/1.27 | Deep | FDC-2A | 0.94/0.43 |
| | 1 | | FDC-3 | 3.00/1.36 | | FDC-3A | 1.00/0.45 |
|  | 1/2 | Shallow | FSCC-1 | 1.70/0.77 | Shallow | FSCC-1A | 0.57/0.26 |
| | 3/4 | | FSCC-21 * | 2.20/0.99 | | FSCC-21A * | 0.74/0.34 |
|  | 1/2 | | FSCT-1 | 2.50/1.13 | | FSCT-1A | 0.84/0.38 |
| | 3/4 | Shallow | FSCT-2 | 2.50/1.13 | Shallow | FSCT-2A | 0.84/0.38 |
| | 1 | | FSCT-3 | 2.25/1.02 | | FSCT-3A | 0.75/0.34 |
| | 1/2 | | FDCT-1 | 3.00/1.36 | | FDCT-1A | 1.00/0.45 |
| | 3/4 | Deep | FDCT-2 | 2.80/1.27 | Deep | FDCT-2A | 0.94/0.43 |
| | 1 | | FDCT-3 | 3.10/1.41 | | FDCT-3A | 1.03/0.47 |
|  | 1/2 | Deep | FDD-1 | 2.20/0.99 | Deep | FDD-1A | 0.74/0.34 |
| | 3/4 | | FDD-2 | 2.30/1.04 | | FDD-2A | 0.77/0.35 |
|  | 3/4 | Shallow | FSL-2 | 2.34/1.06 | Shallow | FSL-2A | 0.78/0.35 |

* Use FD Unilets for wiring devices exceeding 1-5/8" in depth under fastening ears.

CSA Certification Only.




Fittings

FITTINGS: CAST DEVICE BOXES

FS and FD Single Gang Cast Device Boxes

CSA Certification Only.

UNILETS® for use with Threaded Rigid Conduit and IMC. All device boxes have ridge top construction.

| | Size | Malleable Iron | | Aluminum | | | |
|---|------|----------------|---------------|----------------|---------------|---------------|-----------|
| | | Catalog Number | Wt. Lbs./Kgs. | Catalog Number | Wt. Lbs./Kgs. | | |
|  | 1/2 | Shallow | FSS-1 | 1.80/0.82 | Shallow | FSS-1A | 0.60/0.27 |
| | 3/4 | | FSS-2 | 1.80/0.82 | | FSS-2A | 0.60/0.27 |
|  | 1/2 | Shallow | FST-1 | 2.46/1.12 | Shallow | FST-1A | 0.82/0.37 |
| | 3/4 | | FST-2 | 2.33/1.06 | | FST-2A | 0.78/0.35 |
| | 1 | Deep | FDT-3 | 3.20/1.45 | Deep | FDT-3A | 1.07/0.49 |
|  | 1/2 | Shallow | FSX-1 | 2.75/1.25 | Shallow | FSX-1A | 0.91/0.41 |
| | 3/4 | | FSX-2 | 2.34/1.06 | | FSX-2A | 0.78/0.35 |
| | 1/2 | Deep | FDX-1 | 3.10/1.41 | Deep | FDX-1A | 1.03/0.47 |
| | 3/4 | | FDX-2 | 3.00/1.36 | | FDX-2A | 1.06/0.48 |
| | 1 | | FDX-3 | 3.50/1.59 | | FDX-3A | 1.17/0.53 |

Dimensions in Inches/Millimeters



FS & FD Single Gang Devices

| Hub Size | A | B | C | D | | E |
|----------|----------|----------|----------|----------|----------|----------|
| | | | | FS | FD | |
| 1/2 | 0.75/0.3 | 0.63/0.3 | 1.38/0.6 | 2.00/0.9 | 2.75/1.3 | 1.38/0.6 |
| 3/4 | 0.75/0.3 | 0.75/0.3 | 1.38/0.6 | 2.00/0.9 | 2.75/1.3 | 1.38/0.6 |
| 1 | 0.88/0.4 | 0.88/0.4 | 1.25/0.8 | 2.00/0.9 | 2.75/1.3 | 1.38/0.6 |

 CSA Certification Only.

FS and FD Single Gang Cast Device Boxes

CSA Certification Only.

UNILETS® for use with Threaded Rigid Conduit and IMC.


| | Description | Catalog Number | Wt. Lbs./Kgs. Per 100 |
|---|--|--------------------|-----------------------|
| Single Gang Covers | | | |
|  | Blank Cover, Steel — Zinc Electroplate | FS-4 * | 12.00/5.44 |
|  | Round Receptacle Cover, Steel — Zinc Electroplate Hole dia. 1-7/16" | FS-5 * | 12.00/5.44 |
|  | Duplex Receptacle Cover, Steel — Zinc Electroplate | FS-6 * | 10.00/4.54 |
|  | Round Receptacle Cover, Steel — Zinc Electroplate Hole dia. 1-5/8" | FS-8 * | 12.00/5.44 |
|  | Tumbler Switch Cover, Steel — Zinc Electroplate | FS-9 * | 12.00/5.44 |
|  | Tumbler Switch Cover, Steel — Zinc Electroplate | FSK-ITS-G † | 22.00/9.98 |
| | For pilot lamp | | |
|  | Red Jewel | FSK-1J † | 25.00/11.34 |
| | Amber Jewel | FSK-1JA † | |
| | Green Jewel | FSK-1JG † | |
| | Opal Jewel | FSK-1JO † | |
| Single Gang Weatherproof Covers | | | |
|  | Blank Cover, Malleable Iron, Zinc Electroplate | FS-100G | 56.00/25.40 |

Fittings

FITTINGS: CAST DEVICE BOXES

* Available in Aluminum: Add suffix **-A** to Catalog Number.

† Also for use with multiple gang Unilets with individual cover openings.

 CSA Certification Only.

FS and FD Single Gang Cast Device Boxes

CSA Certification Only.

UNILETS® for use with Threaded Rigid Conduit and IMC.

| Description | Catalog Number | |
|--|--------------------------|----------------------|
| | Malleable Iron Ridge Top | Aluminum Ridge Top |
| Cast Covers Only — Weatherproof — Furnished with gasket and stainless steel screws | | |
|  Receptacle cover with spring cover. Hole Diameter — 1-7/16" | FSK-1VRCN | — |
|  Rocker type for square handle tumbler or toggle switches | FSK-1VCN | FSK-1V-ACN |
|  For duplex flush receptacle with spring cover | FSK-1VDR | FSK-1VDR-A |
|  For external operation of tumbler switches with square handles | FSK-1VTSCN | FSK-1VTSACN |
|  Operating type for square handle tumbler or toggle switches | FSK-1VSCN | FSK-1VS-ACN |
| Gasket — Replacement | | |
|  Neoprene — for use with cast | FS-GKR-1N | FS-GKR-1N |
| Cast Covers Only — Furnished with stainless steel screws less gasket | | |
|  For standard 2 or 3 wire duplex receptacles | FSK-1DR-CCN | — |
|  For round flush receptacles. Hole dia. 1-7/16" | FSK-1R-ZCN | — |
|  For square handle toggle switches | FSK-1TS-CCN | — |
|  For square handle toggle switches (with protecting guard) | FSA-1TSG-CCN | FSK-1TSG-CACN |

Fittings

FITTINGS: CAST DEVICE BOXES

 CSA Certification Only.

FS and FD Receptacle Covers and Plugs for Single Gang Device Boxes

CSA Certification Only. Weatherproof, Raintight and Dust-tight

Covers for Ridge Top Boxes.

| Receptacle | Plug | Pole/Wire | Catalog Number | | |
|------------|------|-----------|--|-----------------------|------|
| | | | Receptacles Malleable Iron Ridge Top | Aluminum Ridge Top | Plug |

Receptacle cover has threaded aluminum cap. Plug has neoprene boot and aluminum fastening ring. Furnished with receptacle, neoprene gasket, stainless steel screws.



Non-Locking, "U" Shaped Grounding Type – Receptacle takes "U" shaped or round grounding contact plugs

15 Amp, 125V





| | | | | | |
|--|--|--------|----------------|------------------|-----------------|
| NEMA 5-15R  | NEMA 5-15P  | 2P, 3W | FSK5-15 | FSK5-15-A | FSWP5-15 |
|--|--|--------|----------------|------------------|-----------------|

20 Amp, 125V


| | | | | | |
|--|--|--------|------------------|--------------------|-----------------|
| NEMA 5-20R  | NEMA 5-20P  | 2P, 3W | FSK5-20 † | FSK5-20-A † | FSWP5-20 |
|--|--|--------|------------------|--------------------|-----------------|

15 Amp, 250V



| | | | | | |
|--|--|--------|----------------|------------------|-----------------|
| NEMA 6-15R  | NEMA 6-15P  | 2P, 3W | FSK6-15 | FSK6-15-A | FSWP6-15 |
|--|--|--------|----------------|------------------|-----------------|

20 Amp, 250V

| | | | | | |
|--|--|--------|------------------|------------------|-----------------|
| NEMA 6-20R  | NEMA 6-20P  | 2P, 3W | FSK6-20 † | FSK6-20-A | FSWP6-20 |
|--|--|--------|------------------|------------------|-----------------|

Locking Grounding Type

15 Amp, 125V





| | | | | | |
|---|---|--------|-----------------|--|------------------|
| NEMA L5-15R  | NEMA L5-15P  | 2P, 3W | FSKL5-15 | | FSWPL5-15 |
|---|---|--------|-----------------|--|------------------|

15 Amp, 250V

| | | | | | |
|---|---|--------|-----------------|--|------------------|
| NEMA L6-15R  | NEMA L6-15P  | 2P, 3W | FSKL6-15 | | FSWPL6-15 |
|---|---|--------|-----------------|--|------------------|

15 Amp, 277V



| | | | | | |
|---|---|--------|-----------------|--|------------------|
| NEMA L7-15R  | NEMA L7-15P  | 2P, 3W | FSKL7-15 | | FSWPL7-15 |
|---|---|--------|-----------------|--|------------------|

FITTINGS: CAST DEVICE BOXES

† Also takes FSWP5-15 Plugs.




‡ Also takes FSWP6-15 Plugs.

✱ CSA Certification Only.

FS and FD Two Gang Cast Device Boxes

CSA Certification Only.

UNILETS® for use with Threaded Rigid Conduit and IMC. All device boxes have ridge top construction.

| | Size | | Gray Iron | | | Aluminum | |
|--|-----------|---------|------------------|---------------|----------------|-------------------|---------------|
| | | | Catalog Number | Wt. Lbs./Kgs. | | Catalog Number | Wt. Lbs./Kgs. |
|  | 1/2 | Shallow | FS-12 | 2.70/1.22 | Shallow | FS-12A | 0.90/0.41 |
| | 3/4 | | FS-22 | 2.60/1.18 | | FS-22A | 0.87/0.39 |
| | 1/2 | Deep | FD-12 | 2.70/1.22 | Shallow | FD-12A | 0.90/0.41 |
| | 3/4 | | FD-22 | 2.70/1.22 | | FD-22A | 0.90/0.41 |
| | 1 | | FD-32 | 2.80/1.27 | Deep | FD-32A | 0.93/0.42 |
| | | | | | | | |
|  | 1/2 | Shallow | FSC-12 | 3.00/1.36 | Shallow | FSC-12A | 1.00/0.45 |
| | 3/4 | | FSC-22 | 3.00/1.36 | | FSC-22A | 1.00/0.45 |
| | 1/2 | Deep | FDC-12 | 2.90/1.32 | Deep | FDC-12A | 0.97/0.44 |
| | 3/4 | | FDC-22 | 3.00/1.36 | | FDC-22A | 1.06/0.48 |
| | 1 | | FDC-32 | 3.10/1.41 | FDC-32A | 1.03/0.47 | |
| | | | | | | | |
|  | 1/2 - 3/4 | Shallow | FSD-212 * | 2.70/1.22 | Shallow | FSD-212A * | 0.90/0.41 |

Dimensions in Inches/Millimeters



FS & FD Two-Gang Devices

| Hub Size | A | B | C | D | | E |
|----------|-----------|-----------|-----------|-----------|-----------|-----------|
| | | | | FS | FD | |
| 1/2 | 0.75/19.1 | 0.63/16.0 | 1.38/35.1 | 2.00/50.8 | 2.75/69.9 | 2.31/58.7 |
| 3/4 | 0.75/19.1 | 0.75/19.1 | 1.38/35.1 | 2.00/50.8 | 2.75/69.9 | 2.31/58.7 |
| 1 | 0.88/22.4 | 0.88/22.4 | 1.25/31.8 | 2.00/50.8 | 2.75/69.9 | 2.31/58.7 |

* Hubs at top of illustration are 1/2".

 CSA Certification Only.

FS and FD Two Gang Cast Device Boxes

CSA Certification Only.

UNILETS® for use with Threaded Rigid Conduit and IMC.

| | Description | Catalog Number | Wt. Lbs./Kgs. Per 100 |
|---|--|------------------|--------------------------|
| Two Gang Covers | | | |
|  | Blank Cover, Steel – Zinc Electroplate | FS-42 * | 20.00/9.07 |
|  | Round Receptacle Cover, Steel – Zinc Electroplate Hole dia. 1-7/16" | FS-52 * | 18.00/8.16 |
|  | Duplex Receptacle Cover, Steel-Zinc Electroplate | FS-62 * | 15.00/6.80 |
|  | Tumbler Switch Cover, Steel –Zinc Electroplate | FS-92 * | 20.00/9.07 |
|  | Combination Duplex Receptacle and Tumbler Switch Cover, Steel - Zinc Electroplate | FS-69 * | 15.00/6.80 |
|  | Combination Duplex Receptacle and Single Receptacle, Steel - Zinc Electroplate | FS-65 * | 15.00/6.80 |
| Weatherproof Covers | | | |
|  | Blank Cover, Gray Iron | FS-200G * | 56.00/25.40 |
|  | For external operation of tumbler switches with square handles | FSK-2VTS | 250.00/113.40 |
| Gasket – Replacement | | | |
|  | Neoprene - for use with 2-gang cast covers above | FS-GKR-2N | — |

* Available in Aluminum: Add suffix **-A** to catalog number.

✦ CSA Certification Only.

FS and FD Three Gang Cast Device Boxes

CSA Certification Only.

UNILETS® for use with Threaded Rigid Conduit and IMC. All device boxes have ridge top construction.

| Size | Gray Iron | | Aluminum | |
|------|----------------|---------------|----------------|---------------|
| | Catalog Number | Wt. Lbs./Kgs. | Catalog Number | Wt. Lbs./Kgs. |

FS Three Gang Bodies



| | | | | | | |
|-----|---------|---------------|-----------|---------|----------------|-----------|
| 3/4 | Shallow | FSC-23 | 3.60/1.63 | Shallow | FSC-23A | 1.20/0.54 |
| 1 | Deep | FDC-33 | 4.00/1.81 | Deep | FDC-33A | 1.33/0.60 |

| Description | Catalog Number | Wt. Lbs./Kgs. Per 100 |
|-------------|----------------|-----------------------|
|-------------|----------------|-----------------------|

Three Gang Covers



Duplex Receptacle Cover, Steel – Zinc Electroplate **FS-63 *** 23.00/10.43



Tumbler Switch, Steel –Zinc Electroplate **FS-93 *** 25.00/11.34

Weatherproof Covers

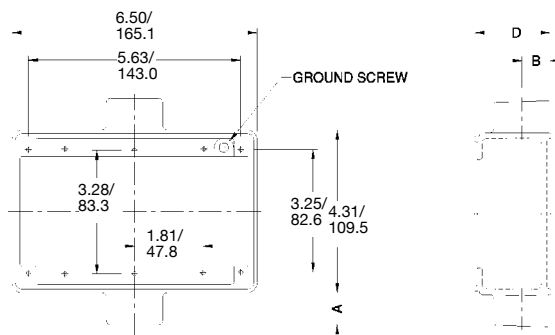


Blank Cover, Gray Iron **FS-300G *** 120.00/54.43



For external operation of tumbler or toggle switches with square handles **FSK-3VTS** 330.00/149.69

Dimensions in Inches/Millimeters



Three Gang Devices

| Hub Size | D | | | | | |
|----------|---------------|---------------|---------------|---------------|---------------|---------------|
| | A | B | C | FS | FD | E |
| 1/2 | 0.75/ 19.1 | 0.63/ 16.0 | 1.38/ 35.1 | 2.00/ 50.8 | 2.75/ 69.9 | 2.19/ 55.6 |
| 1 | 0.88/ 22.4 | 0.88/ 22.4 | 1.25/ 31.8 | 2.00/ 50.8 | 2.75/ 69.9 | 2.19/ 55.6 |

* Available in Aluminum: Add suffix -A to catalog number.

☞ CSA Certification Only.

FS and FD Cast Device Boxes

CSA Certification Only.

UNILETS® for use with Threaded Rigid Conduit and IMC. All device boxes have ridge top construction.


Features

- Thick wall on all four sides.
- Drill and tap anywhere on sidewalls.
- Ground screw at top of box for easy access.
- Two exterior mounting lugs.
- Fits standard sheet metal device covers with four mounting holes.
- Weatherproof when used with gasketed cast weatherproof device covers.

Standard Finishes





- Malleable iron: triple-coat — (1) zinc electroplate, (2) chromate, and (3) aluminum polymer enamel
- Aluminum: epoxy powder coat

Reference Data

- When ordering drilled and tapped openings or brazed hubs for blank bodies, refer to *FS and FD Cast Device Boxes Drilling and Tapping Information*  page.

Standard Materials

- Malleable iron or copperfree (4/10 of 1% max.) aluminum

| | Description | Catalog Number | |
|--|-------------|----------------|----------|
| | | Gray Iron | Aluminum |
| FDO Unilets with Lugs: FD depth 2-19/32" — Maximum hub size 1-1/2" threaded, and 1-1/4" no-thread or union. | | | |
|  | Single-Gang | FD0-1 | FD0-1A |
|  | Two-Gang | FD0-2 | FD0-2A |
|  | Three-Gang | FD0-3 | FD0-3A |
|  | Four-Gang | FD0-4 | FD0-4A |

FD Unilets with Lugs: FD depth 2.69" — Takes single gang covers

| | | | |
|---|-------------|-------|---|
|  | Single-Gang | FD-1L | — |
|  | Two-Gang | FD-2L | — |
|  | Three-Gang | FD-3L | — |
|  | Four-Gang | FD-4L | — |

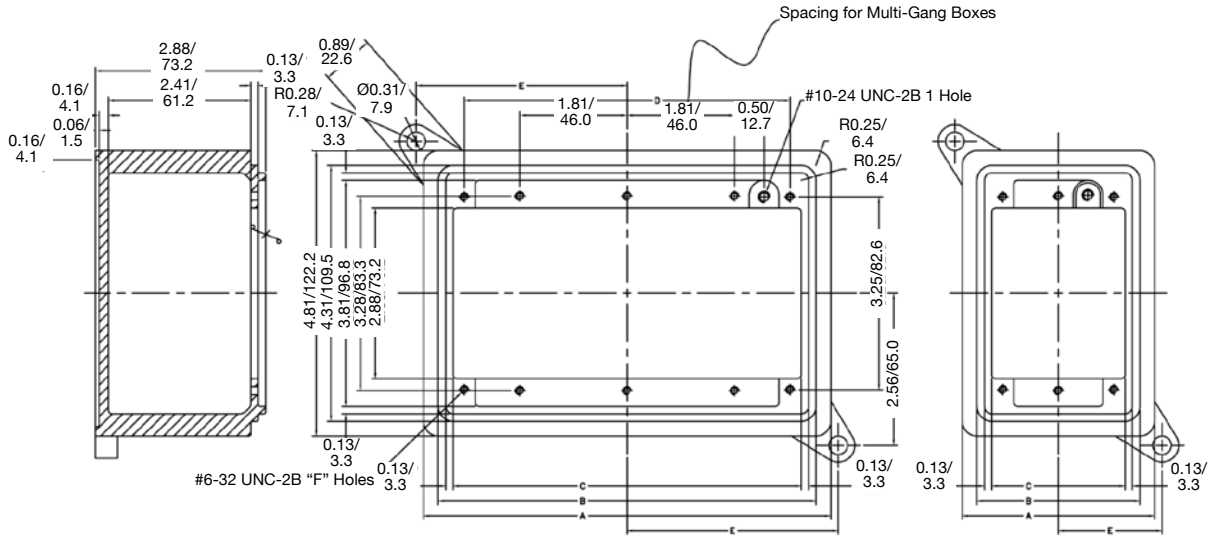
 CSA Certification Only.

FS and FD Cast Device Boxes

CSA Certification Only.

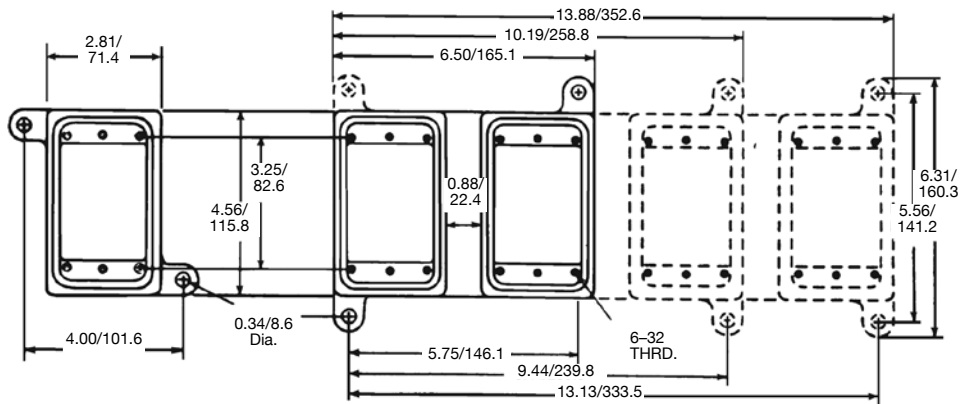
UNILETS® for use with Threaded Rigid Conduit and IMC. All device boxes have ridge top construction.

Dimensions in Inches/Millimeters



FDO Unilets

| No. of Gangs | A | B | C | D | E | F |
|--------------|------------|------------|------------|------------|------------|-------------|
| 1 | 3.25/82.6 | 2.75/69.9 | 2.31/58.67 | 1.88/47.8 | 1.75/44.5 | 6.00/152.4 |
| 2 | 5.13/130.3 | 4.63/117.6 | 4.19/106.4 | 3.75/95.3 | 2.69/68.3 | 8.00/203.2 |
| 3 | 7.00/177.8 | 6.50/165.1 | 6.06/154.0 | 5.63/143.0 | 3.63/92.2 | 10.00/254.0 |
| 4 | 8.88/225.6 | 8.38/212.9 | 7.94/201.7 | 7.50/190.5 | 4.56/115.8 | 12.00/304.8 |



FD Unilets with Lugs

 CSA Certification Only.

FS and FD Cast Device Boxes Drilling and Tapping Information

CSA Certification Only. Malleable Iron, Aluminum

UNILETS® for use with Threaded Rigid Conduit and IMC. All device boxes have ridge top construction.

Hub Information

Listed below are the various types of brazed hubs which may be used with the FD Unilets and the FDO box. Threaded, no-thread and union hubs may be brazed at any desired location.

It is possible to place more than five hubs on the top and bottom of three and four-gang Unilets.

Look at the chart below for the maximum hub diameter and the minimum hub spacing distance. This chart, together with the Unilet dimensions will enable you to figure the maximum number of hubs which may be used.

The hubs will be symmetrically placed about the axis of the Unilets unless exact dimensions are specified on the order.

| | Size | Threaded for Rigid Conduit | No Thread for Rigid Conduit | No Thread for Electrical Metallic Tubing | Union |
|--|-------|----------------------------|-----------------------------|--|---------|
| Maximum Hub Size | FS | 1 | 3/4 | 3/4 | 3/4 |
| | FD | 1-1/2 | 1-1/4 | 1-1/4 | 1-1/4 |
| Maximum Hub Diameter | 1/2 | 1-1/8 | 1-1/2 | 1-1/8 | 1-1/2 |
| | 3/4 | 1-3/8 | 1-25/32 | 1-3/8 | 1-25/32 |
| | 1 | 1-9/16 | 2-1/32 | 1-9/16 | 2-1/32 |
| | 1-1/4 | 1-15/16 | 2-25/32 | 1-15/16 | 2-25/32 |
| | 1-1/2 | 2-3/16 | — | — | — |
| Maximum Distance Between Conduit Centers | 1/2 | 1-1/4 | 1-9/16 | 1-1/4 | 1-9/16 |
| | 3/4 | 1-1/2 | 1-27/32 | 1-1/2 | 1-27/32 |
| | 1 | 1-3/4 | 2-3/32 | 1-3/4 | 2-3/32 |
| | 1-1/4 | 2-1/8 | 2-29/32 | 2-1/8 | 2-29/32 |
| | 1-1/2 | 2-3/8 | — | — | — |

Fittings

FITTINGS: CAST DEVICE BOXES

 CSA Certification Only.

FS and FD Cast Device Boxes Drilling and Tapping Information

CSA Certification Only. Malleable Iron, Aluminum

UNILETS® for use with Threaded Rigid Conduit and IMC. All device boxes have ridge top construction.

Ordering Data

To determine the catalog numbers of Unilets with drilled and tapped entries or hubs, the following information should be shown:

1. Unilet catalog number.
2. Sketch number of entry arrangement selected from illustrations below.
3. Entry symbols taken from the table right. Start from the left on the top of the Unilet and continue in rotation clockwise around its body. Where no entry is required, the symbol X should be inserted. The three various divisions of the catalog number should be separated by dashes.

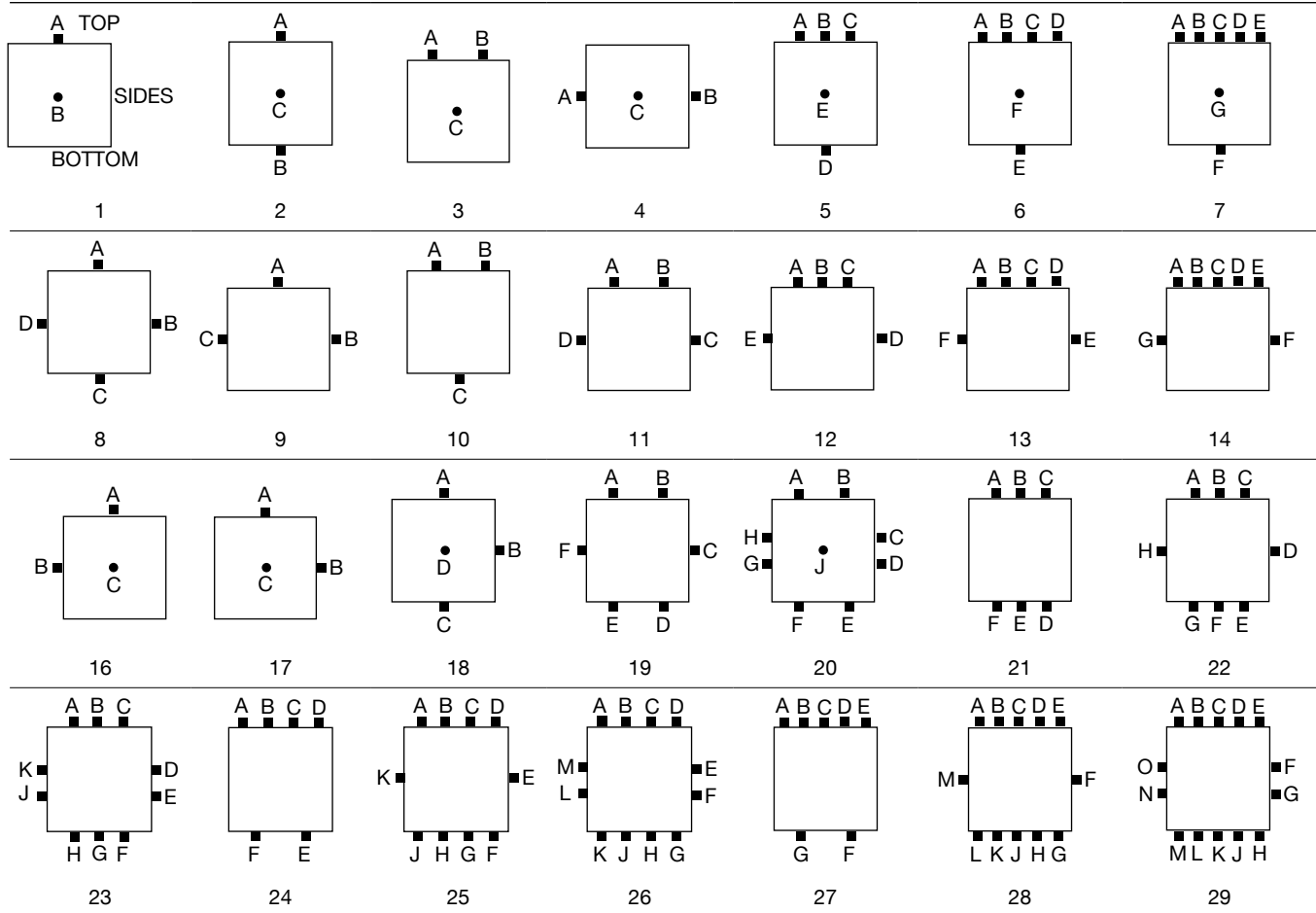
Ordering Example:

The Unilet selected is an FDO4 and the entry arrangement is sketch number 12. Entry A, B and C are to be 1/2" drilled and tapped for rigid conduit; D is to be a 1" hub and there is no entry at location E. The catalog number will be as follows FDO4-12-111CX.

Symbol Table

| Hub Size (inches) | Brazed Threaded Hub Symbol | Brazed Union Hub Symbol |
|-------------------|----------------------------|-------------------------|
| Blank | X | X |
| 1/2 | 1 | A |
| 3/4 | 2 | B |
| 1 | 3 | C |
| 1-1/4 | 4 | D |
| 1-1/2 | 5 | E |
| 2 | 6 | F |

Single, Two, Three and Four-Gang — Front view and oriented as mounted



 CSA Certification Only.

FS and FD Cast Device Boxes

CSA Certification Only.

UNILETS® for use with Threaded Rigid Conduit and IMC. All device boxes have ridge top construction.

Applications

- Accommodate wiring devices such as switches and receptacles.
- Provide excellent service in areas where boxes are subject to rough usage.
- Serve as pull boxes for conductors.
- Permit access to conductors for maintenance.
- Provide openings for making splices.
- Allow connections for branch conduit runs.
- Blank bodies for special conduit entrance arrangements.

Features

- Corrosion-resistant — ideal for indoor and outdoor installations.
- Weatherproof, raintight and dust-tight when used with cast gasketed covers.
- FS and FD boxes take standard flush wiring devices.
- FD boxes take devices exceeding 1-5/8" in depth under fastening ears.
- Malleable iron for high tensile strength and ductility — provides greater resistance to impact and shock.
- Both malleable iron and aluminum boxes have ridge top construction for positive cover/gasket/box fit.
- Accurately tapped, tapered threads for tight, rigid joints, ground continuity.
- Complete selection of covers, receptacles, plugs, gaskets and accessories.
- Covers have captive stainless steel screws to speed installation, prevent "freezing" of screws.
- Ground screw at top of box for easy access.
- Cast Hub Boxes
 - Available in single, two, three and four gang and tandem.
 - Smooth, rounded integral bushing in each hub protects conductor insulation.
- FD Blank Bodies for Brazed Hubs or Drill and Tapped Entries
 - Available in single, two, three and four gang boxes.
 - Drill and tapped entries.
 - Brazed threaded hubs for threaded conduit from 1/2" thru 1-1/2" and brazed union hubs from 1/2" thru 1-1/4.
 - Smooth, rounded integral bushing in each hub protects conductor insulation.
 - Ground screw at top of box for easy access.

Standard Materials

- Cast hub device boxes and boxes for drilling and tapping: malleable iron or copperfree (4/10 of 1% max.) aluminum
- Brazed hubs: malleable iron
- Covers: malleable iron, steel, or copperfree (4/10 of 1% max.) aluminum

Standard Finishes

- Malleable iron boxes and covers: triple-coat — (1) zinc electroplate, (2) chromate, and (3) aluminum polymer enamel
- Aluminum boxes and covers: epoxy powder coat
- Steel covers: zinc electroplate
- Screws: stainless steel

Options

- Enclosures drilled for 347 Volt devices. Add suffix **-347**.




Gasket is designed so that it "wraps around" ridge top of Appleton aluminum or malleable iron device box. Result is a positive seal against moisture.

Certifications and Compliances

- CSA Standard: C22.2 No. 18.1
- CSA Certified: 001472

Reference Data


- When ordering drilled and tapped openings or brazed hubs for blank bodies, refer to *FS and FD Cast Device Boxes Drilling and Tapping Information*  pages.

 CSA Certification Only.

FS and FD Single-Gang Cast Device Boxes

CSA Certification Only.

UNILETS® for use with Threaded Rigid Conduit and IMC. All device boxes have ridge top construction.

| | Size | | Malleable Iron | | | Aluminum | |
|---|------|---------|------------------|---------------|---------|-------------------|---------------|
| | | | Catalog Number | Wt. Lbs./Kgs. | | Catalog Number | Wt. Lbs./Kgs. |
|  | 1/2 | | FS-1 | 1.94/0.88 | | FS-1A | 0.64/0.29 |
| | 3/4 | Shallow | FS-2 | 2.25/1.02 | Shallow | FS-2A | 0.75/0.34 |
| | 1 | | FS-3 | 1.94/0.88 | | FS-3A | 0.64/0.29 |
| | 1/2 | | FD-1 | 2.70/1.22 | | FD-1A | 0.90/0.41 |
| | 3/4 | Deep | FD-2 | 2.60/1.18 | Deep | FD-2A | 0.92/0.42 |
| | 1 | | FD-3 | 2.80/1.27 | | FD-3A | 0.94/0.43 |
|  | 1/2 | Shallow | FSA-1 | 1.70/0.77 | Shallow | FSA-1A | 0.57/0.26 |
| | 3/4 | | FSA-2 | 1.60/0.73 | | FSA-2A | 0.58/0.26 |
| | 1/2 | Deep | FDA-1 | 2.10/0.95 | Deep | FDA-1A | 0.70/0.32 |
| | 3/4 | | FDA-2 | 2.00/0.91 | | FDA-2A | 0.67/0.30 |
|  | 1/2 | | FSC-1 | 2.10/0.95 | | FSC-1A | 0.70/0.32 |
| | 3/4 | Shallow | FSC-2 | 2.40/1.09 | Shallow | FSC-2A | 0.80/0.36 |
| | 1 | | FSC-3 | 2.06/0.93 | | FSC-3A | 0.70/0.32 |
| | 1/2 | | FDC-1 | 2.80/1.27 | | FDC-1A | 0.94/0.43 |
| | 3/4 | Deep | FDC-2 | 2.80/1.27 | Deep | FDC-2A | 0.94/0.43 |
| | 1 | | FDC-3 | 3.00/1.36 | | FDC-3A | 1.00/0.45 |
|  | 1/2 | Shallow | FSCC-1 | 1.70/0.77 | Shallow | FSCC-1A | 0.57/0.26 |
| | 3/4 | | FSCC-21 * | 2.20/0.99 | | FSCC-21A * | 0.74/0.34 |
|  | 1/2 | | FSCT-1 | 2.50/1.13 | | FSCT-1A | 0.84/0.38 |
| | 3/4 | Shallow | FSCT-2 | 2.50/1.13 | Shallow | FSCT-2A | 0.84/0.38 |
| | 1 | | FSCT-3 | 2.25/1.02 | | FSCT-3A | 0.75/0.34 |
| | 1/2 | | FDCT-1 | 3.00/1.36 | | FDCT-1A | 1.00/0.45 |
| | 3/4 | Deep | FDCT-2 | 2.80/1.27 | Deep | FDCT-2A | 0.94/0.43 |
| | 1 | | FDCT-3 | 3.10/1.41 | | FDCT-3A | 1.03/0.47 |
|  | 1/2 | Deep | FDD-1 | 2.20/0.99 | Deep | FDD-1A | 0.74/0.34 |
| | 3/4 | | FDD-2 | 2.30/1.04 | | FDD-2A | 0.77/0.35 |
|  | 3/4 | Shallow | FSL-2 | 2.34/1.06 | Shallow | FSL-2A | 0.78/0.35 |

* Use FD Unilets for wiring devices exceeding 1-5/8" in depth under fastening ears.

CSA Certification Only.




Fittings

FITTINGS: CAST DEVICE BOXES

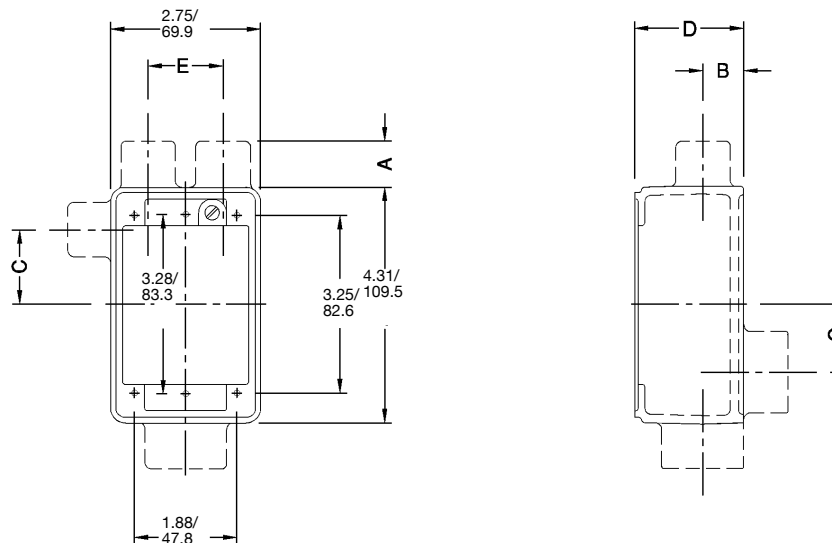
FS and FD Single Gang Cast Device Boxes

CSA Certification Only.

UNILETS® for use with Threaded Rigid Conduit and IMC. All device boxes have ridge top construction.

| | Size | Malleable Iron | | Aluminum | | | |
|---|------|----------------|---------------|----------------|---------------|---------------|-----------|
| | | Catalog Number | Wt. Lbs./Kgs. | Catalog Number | Wt. Lbs./Kgs. | | |
|  | 1/2 | Shallow | FSS-1 | 1.80/0.82 | Shallow | FSS-1A | 0.60/0.27 |
| | 3/4 | | FSS-2 | 1.80/0.82 | | FSS-2A | 0.60/0.27 |
|  | 1/2 | Shallow | FST-1 | 2.46/1.12 | Shallow | FST-1A | 0.82/0.37 |
| | 3/4 | | FST-2 | 2.33/1.06 | | FST-2A | 0.78/0.35 |
| | 1 | Deep | FDT-3 | 3.20/1.45 | Deep | FDT-3A | 1.07/0.49 |
|  | 1/2 | Shallow | FSX-1 | 2.75/1.25 | Shallow | FSX-1A | 0.91/0.41 |
| | 3/4 | | FSX-2 | 2.34/1.06 | | FSX-2A | 0.78/0.35 |
| | 1/2 | Deep | FDX-1 | 3.10/1.41 | Deep | FDX-1A | 1.03/0.47 |
| | 3/4 | | FDX-2 | 3.00/1.36 | | FDX-2A | 1.06/0.48 |
| | 1 | | FDX-3 | 3.50/1.59 | | FDX-3A | 1.17/0.53 |

Dimensions in Inches/Millimeters



FS & FD Single Gang Devices









| Hub Size | A | B | C | D | | E |
|----------|----------|----------|----------|----------|----------|----------|
| | | | | FS | FD | |
| 1/2 | 0.75/0.3 | 0.63/0.3 | 1.38/0.6 | 2.00/0.9 | 2.75/1.3 | 1.38/0.6 |
| 3/4 | 0.75/0.3 | 0.75/0.3 | 1.38/0.6 | 2.00/0.9 | 2.75/1.3 | 1.38/0.6 |
| 1 | 0.88/0.4 | 0.88/0.4 | 1.25/0.8 | 2.00/0.9 | 2.75/1.3 | 1.38/0.6 |

 CSA Certification Only.

FS and FD Single Gang Cast Device Boxes

CSA Certification Only.

UNILETS® for use with Threaded Rigid Conduit and IMC.


| | Description | Catalog Number | Wt. Lbs./Kgs. Per 100 |
|---|---|---|-----------------------|
| Single Gang Covers | | | |
|  | Blank Cover, Steel — Zinc Electroplate | FS-4 * | 12.00/5.44 |
|  | Round Receptacle Cover, Steel — Zinc Electroplate Hole dia. 1-7/16" | FS-5 * | 12.00/5.44 |
|  | Duplex Receptacle Cover, Steel — Zinc Electroplate | FS-6 * | 10.00/4.54 |
|  | Round Receptacle Cover, Steel — Zinc Electroplate Hole dia. 1-5/8" | FS-8 * | 12.00/5.44 |
|  | Tumbler Switch Cover, Steel — Zinc Electroplate | FS-9 * | 12.00/5.44 |
|  | Tumbler Switch Cover, Steel — Zinc Electroplate | FSK-ITS-G † | 22.00/9.98 |
|  | For pilot lamp Red Jewel Amber Jewel Green Jewel Opal Jewel | FSK-1J † FSK-1JA † FSK-1JG † FSK-1JO † | 25.00/11.34 |
| Single Gang Weatherproof Covers | | | |
|  | Blank Cover, Malleable Iron, Zinc Electroplate | FS-100G | 56.00/25.40 |

Fittings

FITTINGS: CAST DEVICE BOXES

* Available in Aluminum: Add suffix **-A** to Catalog Number.











† Also for use with multiple gang Unilets with individual cover openings.

 CSA Certification Only.

FS and FD Single Gang Cast Device Boxes

CSA Certification Only.

UNILETS® for use with Threaded Rigid Conduit and IMC.

| Description | Catalog Number | |
|--|--------------------------|----------------------|
| | Malleable Iron Ridge Top | Aluminum Ridge Top |
| Cast Covers Only — Weatherproof — Furnished with gasket and stainless steel screws | | |
|  Receptacle cover with spring cover. Hole Diameter — 1-7/16" | FSK-1VRCN | — |
|  Rocker type for square handle tumbler or toggle switches | FSK-1VCN | FSK-1V-ACN |
|  For duplex flush receptacle with spring cover | FSK-1VDR | FSK-1VDR-A |
|  For external operation of tumbler switches with square handles | FSK-1VTSCN | FSK-1VTSACN |
|  Operating type for square handle tumbler or toggle switches | FSK-1VSCN | FSK-1VS-ACN |
| Gasket — Replacement | | |
|  Neoprene — for use with cast | FS-GKR-1N | FS-GKR-1N |
| Cast Covers Only — Furnished with stainless steel screws less gasket | | |
|  For standard 2 or 3 wire duplex receptacles | FSK-1DR-CCN | — |
|  For round flush receptacles. Hole dia. 1-7/16" | FSK-1R-ZCN | — |
|  For square handle toggle switches | FSK-1TS-CCN | — |
|  For square handle toggle switches (with protecting guard) | FSA-1TSG-CCN | FSK-1TSG-CACN |

Fittings

FITTINGS: CAST DEVICE BOXES

 CSA Certification Only.

FS and FD Receptacle Covers and Plugs for Single Gang Device Boxes

CSA Certification Only. Weatherproof, Raintight and Dust-tight

Covers for Ridge Top Boxes.



| Receptacle | Plug | Pole/Wire | Catalog Number | | |
|------------|------|-----------|--|-----------------------|------|
| | | | Receptacles Malleable Iron Ridge Top | Aluminum Ridge Top | Plug |

Receptacle cover has threaded aluminum cap. Plug has neoprene boot and aluminum fastening ring. Furnished with receptacle, neoprene gasket, stainless steel screws.



Non-Locking, "U" Shaped Grounding Type – Receptacle takes "U" shaped or round grounding contact plugs

15 Amp, 125V





| | | | | | |
|--|--|--------|----------------|------------------|-----------------|
| NEMA 5-15R  | NEMA 5-15P  | 2P, 3W | FSK5-15 | FSK5-15-A | FSWP5-15 |
|--|--|--------|----------------|------------------|-----------------|

20 Amp, 125V



| | | | | | |
|--|--|--------|------------------|--------------------|-----------------|
| NEMA 5-20R  | NEMA 5-20P  | 2P, 3W | FSK5-20 † | FSK5-20-A † | FSWP5-20 |
|--|--|--------|------------------|--------------------|-----------------|

15 Amp, 250V



| | | | | | |
|--|--|--------|----------------|------------------|-----------------|
| NEMA 6-15R  | NEMA 6-15P  | 2P, 3W | FSK6-15 | FSK6-15-A | FSWP6-15 |
|--|--|--------|----------------|------------------|-----------------|

20 Amp, 250V

| | | | | | |
|---|---|--------|------------------|------------------|-----------------|
| NEMA 6-20R  | NEMA 6-20P  | 2P, 3W | FSK6-20 † | FSK6-20-A | FSWP6-20 |
|---|---|--------|------------------|------------------|-----------------|

Locking Grounding Type

15 Amp, 125V



| | | | | | |
|---|---|--------|-----------------|--|------------------|
| NEMA L5-15R  | NEMA L5-15P  | 2P, 3W | FSKL5-15 | | FSWPL5-15 |
|---|---|--------|-----------------|--|------------------|

15 Amp, 250V

| | | | | | |
|---|---|--------|-----------------|--|------------------|
| NEMA L6-15R  | NEMA L6-15P  | 2P, 3W | FSKL6-15 | | FSWPL6-15 |
|---|---|--------|-----------------|--|------------------|

15 Amp, 277V



| | | | | | |
|---|---|--------|-----------------|--|------------------|
| NEMA L7-15R  | NEMA L7-15P  | 2P, 3W | FSKL7-15 | | FSWPL7-15 |
|---|---|--------|-----------------|--|------------------|

† Also takes FSWP5-15 Plugs.




‡ Also takes FSWP6-15 Plugs.

✱ CSA Certification Only.

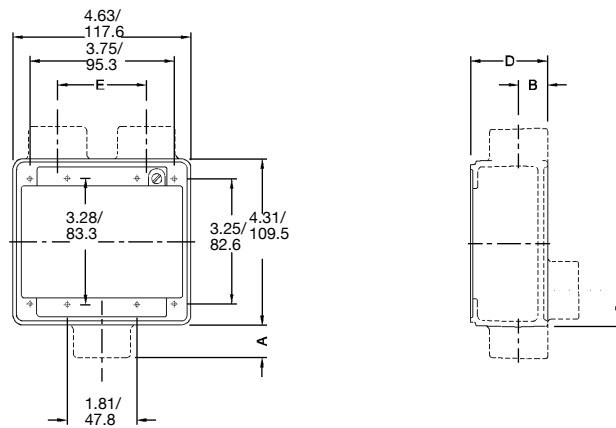
FS and FD Two Gang Cast Device Boxes

CSA Certification Only.

UNILETS® for use with Threaded Rigid Conduit and IMC. All device boxes have ridge top construction.

| | Size | | Gray Iron | | | Aluminum | |
|--|---|---------------|----------------|------------------|----------------|----------------|-------------------|
| | | | Catalog Number | Wt. Lbs./Kgs. | | Catalog Number | Wt. Lbs./Kgs. |
|  | 1/2 | Shallow | FS-12 | 2.70/1.22 | Shallow | FS-12A | 0.90/0.41 |
| | 3/4 | | FS-22 | 2.60/1.18 | | FS-22A | 0.87/0.39 |
| | 1/2 | Deep | FD-12 | 2.70/1.22 | Shallow | FD-12A | 0.90/0.41 |
| | 3/4 | | FD-22 | 2.70/1.22 | | FD-22A | 0.90/0.41 |
| | 1 | | FD-32 | 2.80/1.27 | | FD-32A | 0.93/0.42 |
| |  | 1/2 | Shallow | FSC-12 | 3.00/1.36 | Shallow | FSC-12A |
| 3/4 | | FSC-22 | | 3.00/1.36 | FSC-22A | | 1.00/0.45 |
| 1/2 | | Deep | FDC-12 | 2.90/1.32 | Deep | FDC-12A | 0.97/0.44 |
| 3/4 | | | FDC-22 | 3.00/1.36 | | FDC-22A | 1.06/0.48 |
| 1 | | | FDC-32 | 3.10/1.41 | | FDC-32A | 1.03/0.47 |
|  | | 1/2 - 3/4 | Shallow | FSD-212 * | 2.70/1.22 | Shallow | FSD-212A * |


Dimensions in Inches/Millimeters



FS & FD Two-Gang Devices

| Hub Size | A | B | C | D | | E |
|----------|-----------|-----------|-----------|-----------|-----------|-----------|
| | | | | FS | FD | |
| 1/2 | 0.75/19.1 | 0.63/16.0 | 1.38/35.1 | 2.00/50.8 | 2.75/69.9 | 2.31/58.7 |
| 3/4 | 0.75/19.1 | 0.75/19.1 | 1.38/35.1 | 2.00/50.8 | 2.75/69.9 | 2.31/58.7 |
| 1 | 0.88/22.4 | 0.88/22.4 | 1.25/31.8 | 2.00/50.8 | 2.75/69.9 | 2.31/58.7 |










* Hubs at top of illustration are 1/2".

 CSA Certification Only.


FS and FD Two Gang Cast Device Boxes

CSA Certification Only.

UNILETS® for use with Threaded Rigid Conduit and IMC.

| | Description | Catalog Number | Wt. Lbs./Kgs. Per 100 |
|---|--|------------------|--------------------------|
| Two Gang Covers | | | |
|  | Blank Cover, Steel – Zinc Electroplate | FS-42 * | 20.00/9.07 |
|  | Round Receptacle Cover, Steel – Zinc Electroplate Hole dia. 1-7/16" | FS-52 * | 18.00/8.16 |
|  | Duplex Receptacle Cover, Steel-Zinc Electroplate | FS-62 * | 15.00/6.80 |
|  | Tumbler Switch Cover, Steel –Zinc Electroplate | FS-92 * | 20.00/9.07 |
|  | Combination Duplex Receptacle and Tumbler Switch Cover, Steel - Zinc Electroplate | FS-69 * | 15.00/6.80 |
|  | Combination Duplex Receptacle and Single Receptacle, Steel - Zinc Electroplate | FS-65 * | 15.00/6.80 |
| Weatherproof Covers | | | |
|  | Blank Cover, Gray Iron | FS-200G * | 56.00/25.40 |
|  | For external operation of tumbler switches with square handles | FSK-2VTS | 250.00/113.40 |
| Gasket – Replacement | | | |
|  | Neoprene - for use with 2-gang cast covers above | FS-GKR-2N | — |

* Available in Aluminum: Add suffix **-A** to catalog number.

 CSA Certification Only.

FS and FD Three Gang Cast Device Boxes

CSA Certification Only.

UNILETS® for use with Threaded Rigid Conduit and IMC. All device boxes have ridge top construction.

| Size | Gray Iron | | Aluminum | |
|------|----------------|---------------|----------------|---------------|
| | Catalog Number | Wt. Lbs./Kgs. | Catalog Number | Wt. Lbs./Kgs. |

FS Three Gang Bodies



| | | | | | | |
|-----|---------|---------------|-----------|---------|----------------|-----------|
| 3/4 | Shallow | FSC-23 | 3.60/1.63 | Shallow | FSC-23A | 1.20/0.54 |
| 1 | Deep | FDC-33 | 4.00/1.81 | Deep | FDC-33A | 1.33/0.60 |

| Description | Catalog Number | Wt. Lbs./Kgs. Per 100 |
|-------------|----------------|-----------------------|
|-------------|----------------|-----------------------|

Three Gang Covers



Duplex Receptacle Cover, Steel – Zinc Electroplate **FS-63 *** 23.00/10.43



Tumbler Switch, Steel –Zinc Electroplate **FS-93 *** 25.00/11.34

Weatherproof Covers

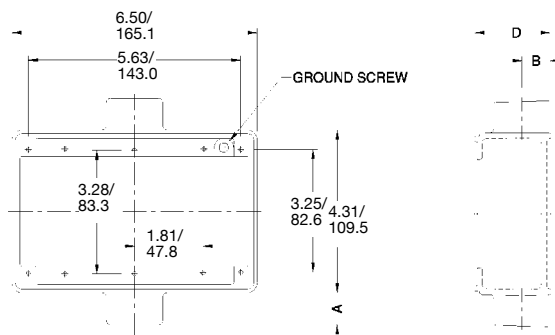


Blank Cover, Gray Iron **FS-300G *** 120.00/54.43



For external operation of tumbler or toggle switches with square handles **FSK-3VTS** 330.00/149.69


Dimensions in Inches/Millimeters



Three Gang Devices

| Hub Size | D | | | | | |
|----------|---------------|---------------|---------------|---------------|---------------|---------------|
| | A | B | C | FS | FD | E |
| 1/2 | 0.75/ 19.1 | 0.63/ 16.0 | 1.38/ 35.1 | 2.00/ 50.8 | 2.75/ 69.9 | 2.19/ 55.6 |
| 1 | 0.88/ 22.4 | 0.88/ 22.4 | 1.25/ 31.8 | 2.00/ 50.8 | 2.75/ 69.9 | 2.19/ 55.6 |

* Available in Aluminum: Add suffix -A to catalog number.

 CSA Certification Only.

FS and FD Cast Device Boxes

CSA Certification Only.

UNILETS® for use with Threaded Rigid Conduit and IMC. All device boxes have ridge top construction.


Features

- Thick wall on all four sides.
- Drill and tap anywhere on sidewalls.
- Ground screw at top of box for easy access.
- Two exterior mounting lugs.
- Fits standard sheet metal device covers with four mounting holes.
- Weatherproof when used with gasketed cast weatherproof device covers.

Standard Finishes





- Malleable iron: triple-coat — (1) zinc electroplate, (2) chromate, and (3) aluminum polymer enamel
- Aluminum: epoxy powder coat

Reference Data

- When ordering drilled and tapped openings or brazed hubs for blank bodies, refer to *FS and FD Cast Device Boxes Drilling and Tapping Information*  page.

Standard Materials

- Malleable iron or copperfree (4/10 of 1% max.) aluminum

| | Description | Catalog Number | |
|--|-------------|----------------|----------|
| | | Gray Iron | Aluminum |
| FDO Unilets with Lugs: FD depth 2-19/32" — Maximum hub size 1-1/2" threaded, and 1-1/4" no-thread or union. | | | |
|  | Single-Gang | FDO-1 | FDO-1A |
|  | Two-Gang | FDO-2 | FDO-2A |
|  | Three-Gang | FDO-3 | FDO-3A |
|  | Four-Gang | FDO-4 | FDO-4A |

FD Unilets with Lugs: FD depth 2.69" — Takes single gang covers

| | | | |
|---|-------------|-------|---|
|  | Single-Gang | FD-1L | — |
|  | Two-Gang | FD-2L | — |
|  | Three-Gang | FD-3L | — |
|  | Four-Gang | FD-4L | — |

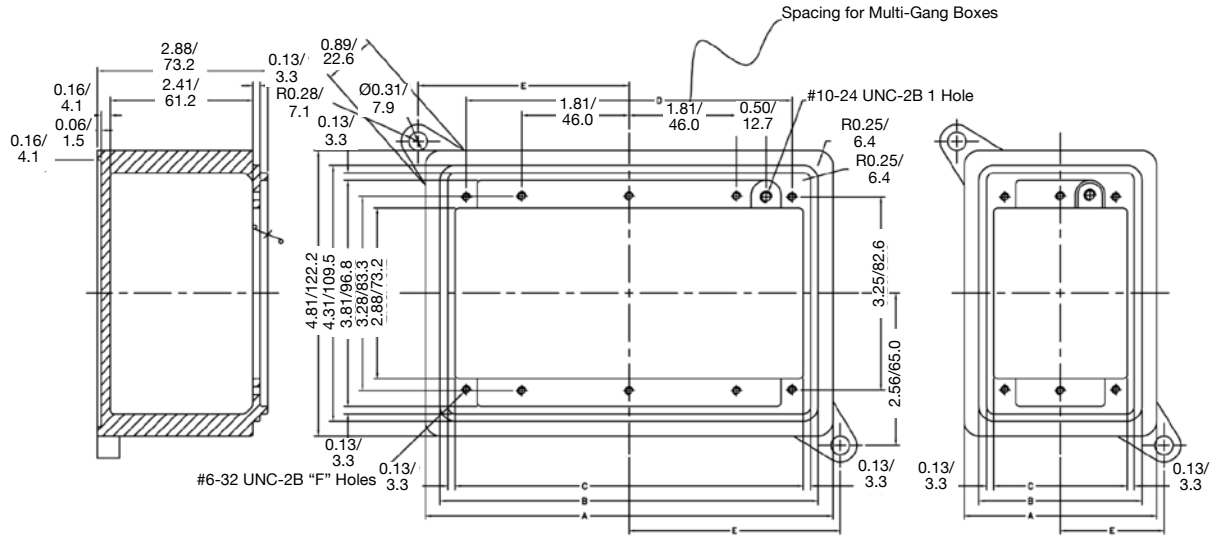
 CSA Certification Only.

FS and FD Cast Device Boxes

CSA Certification Only.

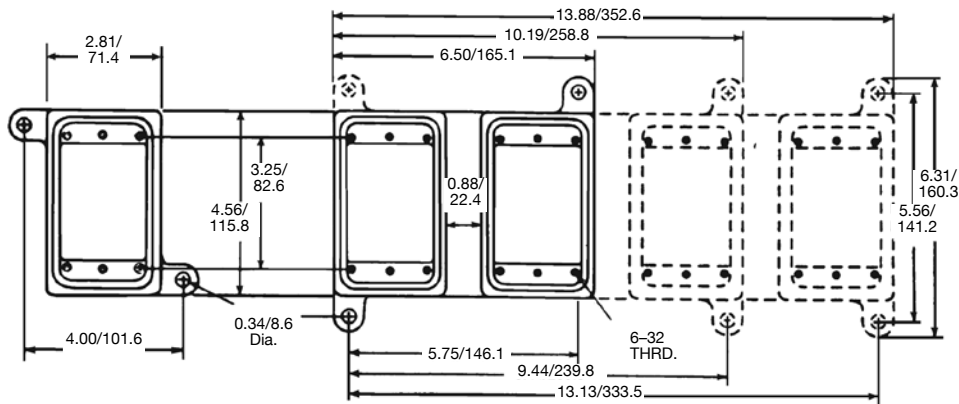
UNILETS® for use with Threaded Rigid Conduit and IMC. All device boxes have ridge top construction.

Dimensions in Inches/Millimeters



FDO Unilets

| No. of Gangs | A | B | C | D | E | F |
|--------------|------------|------------|------------|------------|------------|-------------|
| 1 | 3.25/82.6 | 2.75/69.9 | 2.31/58.67 | 1.88/47.8 | 1.75/44.5 | 6.00/152.4 |
| 2 | 5.13/130.3 | 4.63/117.6 | 4.19/106.4 | 3.75/95.3 | 2.69/68.3 | 8.00/203.2 |
| 3 | 7.00/177.8 | 6.50/165.1 | 6.06/154.0 | 5.63/143.0 | 3.63/92.2 | 10.00/254.0 |
| 4 | 8.88/225.6 | 8.38/212.9 | 7.94/201.7 | 7.50/190.5 | 4.56/115.8 | 12.00/304.8 |



FD Unilets with Lugs

 CSA Certification Only.

FS and FD Cast Device Boxes Drilling and Tapping Information

CSA Certification Only. Malleable Iron, Aluminum

UNILETS® for use with Threaded Rigid Conduit and IMC. All device boxes have ridge top construction.

Hub Information

Listed below are the various types of brazed hubs which may be used with the FD Unilets and the FDO box. Threaded, no-thread and union hubs may be brazed at any desired location.

It is possible to place more than five hubs on the top and bottom of three and four-gang Unilets.

Look at the chart below for the maximum hub diameter and the minimum hub spacing distance. This chart, together with the Unilet dimensions will enable you to figure the maximum number of hubs which may be used.

The hubs will be symmetrically placed about the axis of the Unilets unless exact dimensions are specified on the order.

| | Size | Threaded for Rigid Conduit | No Thread for Rigid Conduit | No Thread for Electrical Metallic Tubing | Union |
|--|-------|----------------------------|-----------------------------|--|---------|
| Maximum Hub Size | FS | 1 | 3/4 | 3/4 | 3/4 |
| | FD | 1-1/2 | 1-1/4 | 1-1/4 | 1-1/4 |
| Maximum Hub Diameter | 1/2 | 1-1/8 | 1-1/2 | 1-1/8 | 1-1/2 |
| | 3/4 | 1-3/8 | 1-25/32 | 1-3/8 | 1-25/32 |
| | 1 | 1-9/16 | 2-1/32 | 1-9/16 | 2-1/32 |
| | 1-1/4 | 1-15/16 | 2-25/32 | 1-15/16 | 2-25/32 |
| | 1-1/2 | 2-3/16 | — | — | — |
| Maximum Distance Between Conduit Centers | 1/2 | 1-1/4 | 1-9/16 | 1-1/4 | 1-9/16 |
| | 3/4 | 1-1/2 | 1-27/32 | 1-1/2 | 1-27/32 |
| | 1 | 1-3/4 | 2-3/32 | 1-3/4 | 2-3/32 |
| | 1-1/4 | 2-1/8 | 2-29/32 | 2-1/8 | 2-29/32 |
| | 1-1/2 | 2-3/8 | — | — | — |

Fittings

FITTINGS: CAST DEVICE BOXES

 CSA Certification Only.

FS and FD Cast Device Boxes Drilling and Tapping Information

CSA Certification Only. Malleable Iron, Aluminum

UNILETS® for use with Threaded Rigid Conduit and IMC. All device boxes have ridge top construction.

Ordering Data

To determine the catalog numbers of Unilets with drilled and tapped entries or hubs, the following information should be shown:

1. Unilet catalog number.
2. Sketch number of entry arrangement selected from illustrations below.
3. Entry symbols taken from the table right. Start from the left on the top of the Unilet and continue in rotation clockwise around its body. Where no entry is required, the symbol X should be inserted. The three various divisions of the catalog number should be separated by dashes.

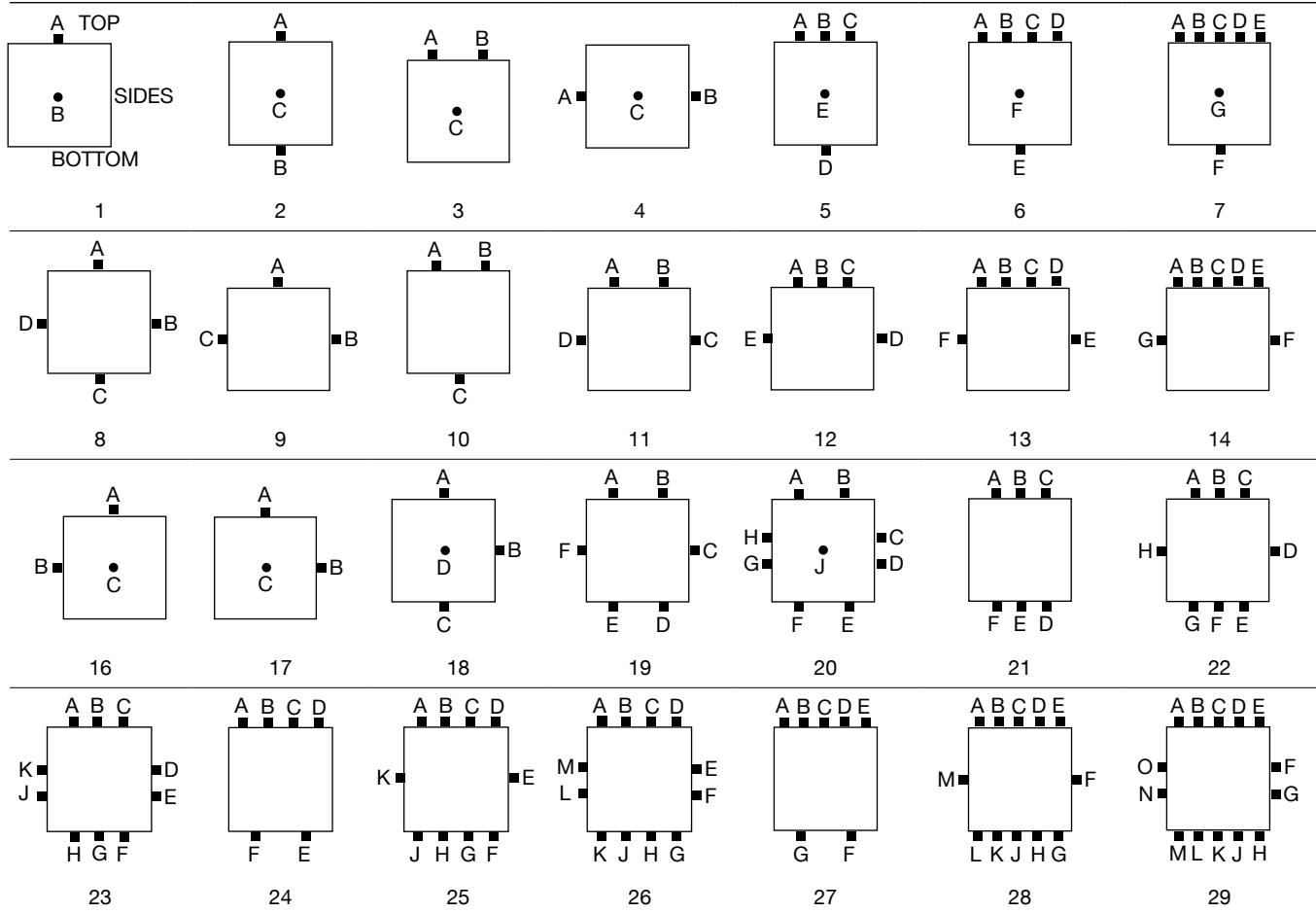
Ordering Example:

The Unilet selected is an FDO4 and the entry arrangement is sketch number 12. Entry A, B and C are to be 1/2" drilled and tapped for rigid conduit; D is to be a 1" hub and there is no entry at location E. The catalog number will be as follows FDO4-12-111CX.

Symbol Table

| Hub Size (inches) | Brazed Threaded Hub Symbol | Brazed Union Hub Symbol |
|-------------------|----------------------------|-------------------------|
| Blank | X | X |
| 1/2 | 1 | A |
| 3/4 | 2 | B |
| 1 | 3 | C |
| 1-1/4 | 4 | D |
| 1-1/2 | 5 | E |
| 2 | 6 | F |

Single, Two, Three and Four-Gang — Front view and oriented as mounted



CSA Certification Only.