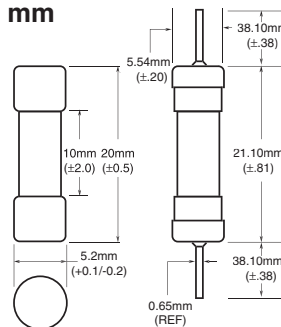


# 5 x 20mm Fast-acting Glass Tube Fuses GMA Series



## Dimensions - mm



## Description

- Fast-acting, low breaking capacity
- Optional axial leads available
- 5 x 20mm physical size
- Glass tube, silver-plated (63mA-315mA) and nickel-plated (500mA-15A) brass endcap construction
- Designed to UL/CSA 248-14

- Ratings above 6.3A have a 0.8mm diameter lead
- With TR2 packaging code, lead wire length is 19.05mm

Electrical Characteristics		
Rated Current	% of Amp Rating	Opening Time
63mA - 15A	100%	None
	135%	60 minutes maximum
	200%	2 minutes maximum

## Agency Information

- UL Listed, Guide JDYX, File E19180, 63mA-6A
- UL Recognized, Guide JDYX2, File E19180, 7-15A
- CSA Certified, Class 1422-01, File 53787, 63mA-6A
- PSE Approval, 1A-15A

## Ordering

- Specify packaging, product, and option code

Specifications							
Product Code	Amp Rating	Voltage Rating Vac	Interrupting Rating (amps)*		Typical DC Cold Resistance (Ω)**	Typical Pre-Arc I <sup>†</sup> t Vac†	Maximum Voltage Drop (mV)‡
			250Vac	125Vac			
GMA-63-R	63mA	250	35	10,000	15.750	0.00024	4700
GMA-100-R	100mA	250	35	10,000	7.840	0.0001	4300
GMA-125-R	125mA	250	35	10,000	4.895	0.0024	2600
GMA-200-R	200mA	250	35	10,000	2.500	0.001	3400
GMA-250-R	250mA	250	35	10,000	1.735	0.018	2200
GMA-300-R	300mA	250	35	10,000	0.906	0.019	470
GMA-315-R	315mA	250	35	10,000	0.839	0.019	450
GMA-500-R	500mA	250	35	10,000	0.454	0.15	230
GMA-600-R	600mA	250	35	10,000	0.256	0.32	200
GMA-750-R	750mA	250	35	10,000	0.186	0.47	200
GMA-800-R	800mA	250	35	10,000	0.170	0.70	180
GMA-1-R	1	250	35	10,000	0.163	0.48	300
GMA-1.25-R	1.25	250	100	10,000	0.122	0.84	290
GMA-1.5-R	1.5	250	100	10,000	0.090	1.6	270
GMA-1.6-R	1.6	250	100	10,000	0.080	2.0	260
GMA-2-R	2	250	100	10,000	0.066	3.1	250
GMA-2.5-R	2.5	250	100	10,000	0.046	4.9	240
GMA-3-R	3	250	100	10,000	0.039	8.8	215
GMA-3.15-R	3.15	125	-	10,000	0.036	9.7	210
GMA-3.5-R	3.5	125	-	10,000	0.030	13	210
GMA-4-R	4	125	-	10,000	0.026	19	205
GMA-5-R	5	125	-	10,000	0.021	29	200
GMA-6-R	6	125	-	10,000	0.017	45	180
GMA-7-R	7	125	-	200	0.012	150	110
GMA-8-R	8	125	-	200	0.009	280	110
GMA-10-R	10	125	-	200	0.006	280	110
GMA-15-R	15	125	-	150	0.004	950	100

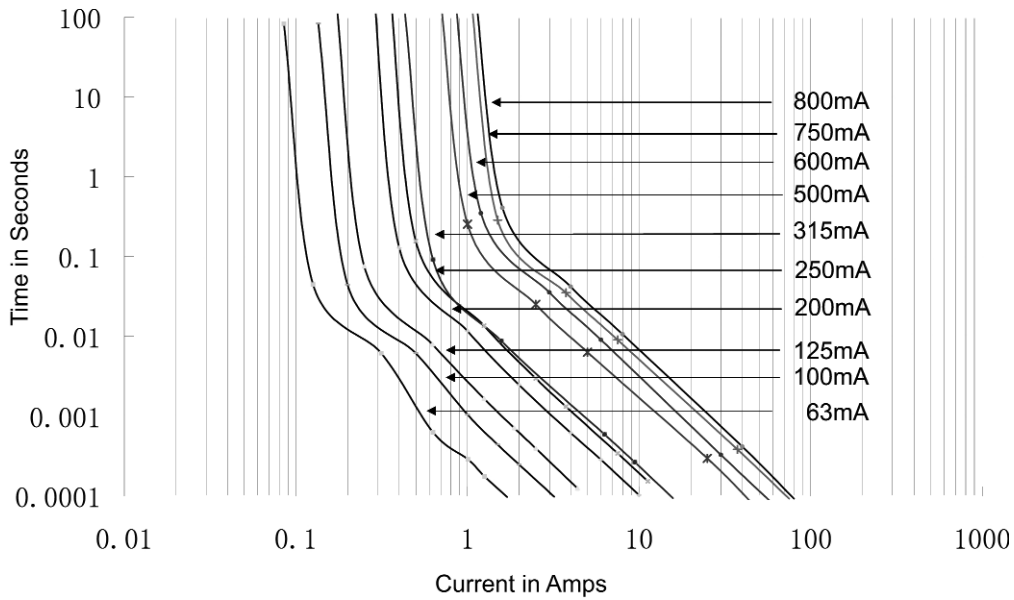
\* Interrupting ratings: Interrupting ratings for 63mA - 6A were measured at 70% - 80% power factor on AC. The interrupting ratings for 7A - 15A were measured at 100% power factor on AC.

\*\* DC Cold Resistance (Measured at <10% of rated current)

† Typical Pre-Arching I<sup>†</sup>t (I<sup>†</sup>t was measured at listed interrupting rating and rated voltage)

‡ Maximum Voltage drop (Voltage drop was measured at 20°C ambient temperature at rated current)

### Time-Current Curve – GMA-R 63mA-800mA



### Time-Current Curve – GMA-R 1-15A



#### Packaging Code

Packaging Code	Description
BK	100 fuses packed into a cardboard carton
BK1	1000 fuses packed into a poly bag
TR2	1500 fuses packed into tape on a reel (19.05mm lead wire length)

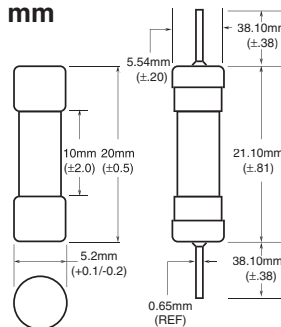
#### Option Code

Option Code	Description
V	Axial leads - copper tinned wire with nickel-plated brass overcaps

# 5 x 20mm Fast-acting Glass Tube Fuses GMA Series



## Dimensions - mm



## Description

- Fast-acting, low breaking capacity
- Optional axial leads available
- 5 x 20mm physical size
- Glass tube, silver-plated (63mA-315mA) and nickel-plated (500mA-15A) brass endcap construction
- Designed to UL/CSA 248-14

- Ratings above 6.3A have a 0.8mm diameter lead
- With TR2 packaging code, lead wire length is 19.05mm

## Agency Information

- UL Listed, Guide JDYX, File E19180, 63mA-6A
- UL Recognized, Guide JDYX2, File E19180, 7-15A
- CSA Certified, Class 1422-01, File 53787, 63mA-6A
- PSE Approval, 1A-15A

Electrical Characteristics		
Rated Current	% of Amp Rating	Opening Time
63mA - 15A	100%	None
	135%	60 minutes maximum
	200%	2 minutes maximum

## Ordering

- Specify packaging, product, and option code

## Specifications

Product Code	Amp Rating	Voltage Rating Vac	Interrupting Rating (amps)*		Typical DC Cold Resistance (Ω)**	Typical Pre-Arc I <sup>†</sup> t Vac†	Maximum Voltage Drop (mV)‡
			250Vac	125Vac			
GMA-63-R	63mA	250	35	10,000	15.750	0.00024	4700
GMA-100-R	100mA	250	35	10,000	7.840	0.0001	4300
GMA-125-R	125mA	250	35	10,000	4.895	0.0024	2600
GMA-200-R	200mA	250	35	10,000	2.500	0.001	3400
GMA-250-R	250mA	250	35	10,000	1.735	0.018	2200
GMA-300-R	300mA	250	35	10,000	0.906	0.019	470
GMA-315-R	315mA	250	35	10,000	0.839	0.019	450
GMA-500-R	500mA	250	35	10,000	0.454	0.15	230
GMA-600-R	600mA	250	35	10,000	0.256	0.32	200
GMA-750-R	750mA	250	35	10,000	0.186	0.47	200
GMA-800-R	800mA	250	35	10,000	0.170	0.70	180
GMA-1-R	1	250	35	10,000	0.163	0.48	300
GMA-1.25-R	1.25	250	100	10,000	0.122	0.84	290
GMA-1.5-R	1.5	250	100	10,000	0.090	1.6	270
GMA-1.6-R	1.6	250	100	10,000	0.080	2.0	260
GMA-2-R	2	250	100	10,000	0.066	3.1	250
GMA-2.5-R	2.5	250	100	10,000	0.046	4.9	240
GMA-3-R	3	250	100	10,000	0.039	8.8	215
GMA-3.15-R	3.15	125	-	10,000	0.036	9.7	210
GMA-3.5-R	3.5	125	-	10,000	0.030	13	210
GMA-4-R	4	125	-	10,000	0.026	19	205
GMA-5-R	5	125	-	10,000	0.021	29	200
GMA-6-R	6	125	-	10,000	0.017	45	180
GMA-7-R	7	125	-	200	0.012	150	110
GMA-8-R	8	125	-	200	0.009	280	110
GMA-10-R	10	125	-	200	0.006	280	110
GMA-15-R	15	125	-	150	0.004	950	100

\* Interrupting ratings: Interrupting ratings for 63mA - 6A were measured at 70% - 80% power factor on AC. The interrupting ratings for 7A - 15A were measured at 100% power factor on AC.

\*\* DC Cold Resistance (Measured at <10% of rated current)

† Typical Pre-Arching I<sup>†</sup>t (I<sup>†</sup>t was measured at listed interrupting rating and rated voltage)

‡ Maximum Voltage drop (Voltage drop was measured at 20°C ambient temperature at rated current)

### Time-Current Curve – GMA-R 63mA-800mA



### Time-Current Curve – GMA-R 1-15A



#### Packaging Code

Packaging Code	Description
BK	100 fuses packed into a cardboard carton
BK1	1000 fuses packed into a poly bag
TR2	1500 fuses packed into tape on a reel (19.05mm lead wire length)

#### Option Code

Option Code	Description
V	Axial leads - copper tinned wire with nickel-plated brass overcaps