

FEATURES & SPECIFICATIONS

INTENDED USE — Low-profile static luminaire provides general illumination for recessed applications; ideal for restricted plenum spaces. **Certain airborne contaminants can diminish integrity of acrylic.** [Click here for Acrylic Environmental Compatibility table for suitable uses.](#)

Attributes: Designed exclusively for use with T8 lamps, electronic ballasts and sockets.

CONSTRUCTION — Smooth hemmed sides and smooth, inward formed end flanges for safe handling. Lighter weight fixture allows for safe, easy installation.

Standard steel door frame has superior structural integrity with premium extruded appearance and precision flush mitered corners. Steel door allows easy lens replacement without frame disassembly (for lenses up to .156" thick). Powder painted, steel latches provide easy, secure door closure.

Superior mechanical light seal requires no foam gasketing. Integral T-bar clips secure fixture to T-bar system. Housing formed from cold-rolled steel. Acrylic shielding material 100% UV stabilized. No asbestos is used in this product.

Finish: Five-stage iron-phosphate pretreatment ensures superior paint adhesion and rust resistance. Painted parts finished with high-gloss, baked white enamel.

ELECTRICAL — Standard ballast is electronic, thermally protected, resetting, Class P, HPF, non-PCB, UL Listed, CSA certified ballast, universal voltage and sound rated A.

Luminaire is suitable for damp locations. AWM, TFN or THHN wire used throughout, rated for required temperatures.

MVOLT ballasts are Full light output - reduced energy. Less than 10% THD. Multi-volt operation, 120-277V.

LISTINGS — Standard: UL.

WARRANTY — 2-year limited warranty. Complete warranty terms located at www.acuitybrands.com/CustomerResources/Terms_and_conditions.aspx

NOTE: Actual performance may differ as a result of end-user environment and application. Specifications subject to change without notice.

| |
|----------------|
| Catalog Number |
| Notes |
| Type |

Contractor Select

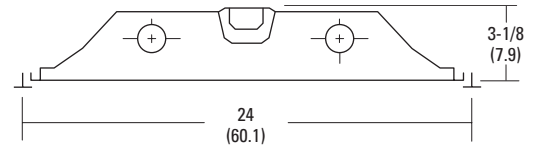
Troffers



GT



2GT



GT Specifications

Length: 48 (121.9)
Width: 24 (60.1)
Depth: 3-1/8 (7.9)

2GT Specifications

Length: 24 (60.1)
Width: 24 (60.1)
Depth: 3-1/8 (7.9)

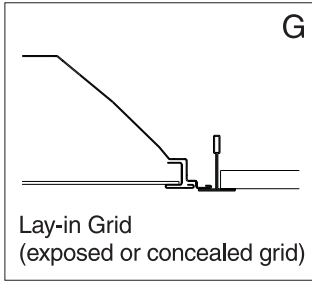
All dimensions are inches (centimeters).

ORDERING INFORMATION

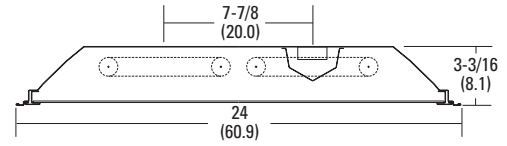
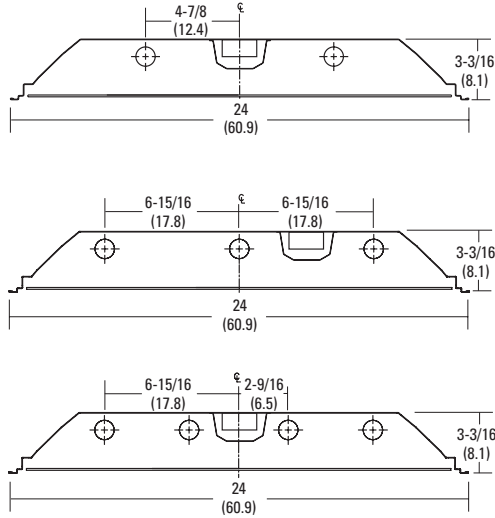
| Catalog Number | UPC | Description | # of Lamps | Wattage | Voltage | Ballast Type | Pre-Wired | # of Ballasts | Lamp Type | Lamp Included | Pallet Qty. |
|----------------|--------------|-------------|------------|-----------|---------|---------------------------|-----------|---------------|-----------|---------------|-------------|
| GT2 MV | 745975081714 | 2x4 troffer | 2 | 32 | 120-277 | Electronic, instant start | N | 1 | N/A | N | 28 |
| GT2L MV | 745977456510 | 2x4 troffer | 2 | 32 | 120-277 | Electronic, instant start | N | 1 | 3500K | Y | 28 |
| GT2LW MV | 745976576271 | 2x4 troffer | 2 | 32 | 120-277 | Electronic, instant start | Y | 1 | 3500K | Y | 28 |
| GT3 2MV | 745975083510 | 2x4 troffer | 3 | 32 | 120-277 | Electronic, instant start | N | 2 | N/A | N | 28 |
| GT3 MV | 745975081721 | 2x4 troffer | 3 | 32 | 120-277 | Electronic, instant start | N | 1 | N/A | N | 28 |
| GT3L MV | 745975081684 | 2x4 troffer | 3 | 32 | 120-277 | Electronic, instant start | N | 1 | 3500K | Y | 28 |
| GT3L 2MV | 745972879154 | 2x4 troffer | 3 | 32 | 120-277 | Electronic, instant start | N | 2 | 3500K | Y | 28 |
| GT3L41 MV | 745975083541 | 2x4 troffer | 3 | 32 | 120-277 | Electronic, instant start | N | 1 | 4100K | Y | 28 |
| GT3LW MV | 745975081882 | 2x4 troffer | 3 | 32 | 120-277 | Electronic, instant start | Y | 1 | 3500K | Y | 28 |
| GT3L41W MV | 745975799206 | 2x4 troffer | 3 | 32 | 120-277 | Electronic, instant start | Y | 1 | 4100K | Y | 28 |
| GT4 2MV | 745975081998 | 2x4 troffer | 4 | 32 | 120-277 | Electronic, instant start | N | 2 | N/A | N | 28 |
| GT4 MV | 745975081776 | 2x4 troffer | 4 | 32 | 120-277 | Electronic, instant start | N | 1 | N/A | N | 28 |
| GT4L MV | 745975081912 | 2x4 troffer | 4 | 32 | 120-277 | Electronic, instant start | N | 1 | 3500K | Y | 28 |
| GT4L41 MV | 745975083565 | 2x4 troffer | 4 | 32 | 120-277 | Electronic, instant start | N | 1 | 4100K | Y | 28 |
| GT4L41W MV | 745975083534 | 2x4 troffer | 4 | 32 | 120-277 | Electronic, instant start | Y | 1 | 4100K | Y | 28 |
| GT4LW MV | 745975081707 | 2x4 troffer | 4 | 32 | 120-277 | Electronic, instant start | Y | 1 | 3500K | Y | 28 |
| GT2U MV | 745975081967 | 2x2 troffer | 2 | 32-U lamp | 120-277 | Electronic, instant start | N | 1 | N/A | N | 56 |
| GT2ULW MV | 745976402662 | 2x2 troffer | 2 | 32-U lamp | 120-277 | Electronic, instant start | Y | 1 | 3500K | Y | 56 |

Troffers

MOUNTING DATA



DIMENSIONS



PHOTOMETRICS

Calculated using the zonal cavity method in accordance with IESNA LM41 procedure. Floor reflectances are 20%.
Lamp configurations shown are typical. Full photometric data on these and other configurations available upon request.

GT2U MV

Report LTL 7534

Lumens per lamp - 2600 – Lum. eff. - 72.9%

S/MH (along) 1.2 (across) 1.4

Coefficient of Utilization

| Ceiling | 80% | | | | 70% | | | | 50% | | | |
|---------|------|-----|-----|-----|-----|-----|-----|-----|-----|-----|-----|--|
| | Wall | 70% | 50% | 30% | 70% | 50% | 30% | 50% | 30% | 10% | 10% | |
| 0 | 87 | 87 | 87 | 85 | 85 | 85 | 81 | 81 | 81 | | | |
| 1 | 80 | 77 | 74 | 78 | 75 | 72 | 72 | 70 | 68 | | | |
| 2 | 73 | 68 | 63 | 71 | 66 | 62 | 64 | 60 | 57 | | | |
| 3 | 67 | 60 | 54 | 65 | 59 | 54 | 57 | 52 | 49 | | | |
| 4 | 62 | 54 | 48 | 60 | 53 | 47 | 51 | 46 | 42 | | | |
| 5 | 57 | 48 | 42 | 56 | 47 | 42 | 46 | 41 | 37 | | | |
| 6 | 53 | 44 | 37 | 52 | 43 | 37 | 42 | 36 | 32 | | | |
| 7 | 49 | 40 | 34 | 48 | 39 | 33 | 38 | 33 | 29 | | | |
| 8 | 46 | 36 | 30 | 45 | 36 | 30 | 35 | 30 | 26 | | | |
| 9 | 43 | 33 | 28 | 42 | 33 | 27 | 32 | 27 | 23 | | | |
| 10 | 40 | 31 | 25 | 39 | 30 | 25 | 30 | 25 | 21 | | | |

Zonal Lumens Summary

| Zone | Lumens | %Lamp | %Fixture |
|--------|--------|-------|----------|
| 0-30 | 1191 | 22.9 | 31.4 |
| 0-40 | 1950 | 37.5 | 51.4 |
| 0-60 | 3220 | 61.9 | 84.9 |
| 0-90 | 3793 | 72.9 | 100.0 |
| 90-180 | 0 | 0 | 0 |
| 0-180 | 3793 | 72.9 | 100.0 |

GT3 MV

Report LTL 7421

Lumens per lamp - 2850 – Lum. eff. - 80.1%

S/MH (along) 1.2 (across) 1.4

Coefficient of Utilization

| Ceiling | 80% | | | | 70% | | | | 50% | | | |
|---------|------|-----|-----|-----|-----|-----|-----|-----|-----|-----|--|--|
| | Wall | 70% | 50% | 30% | 70% | 50% | 30% | 50% | 30% | 10% | | |
| 0 | 95 | 95 | 95 | 93 | 93 | 93 | 89 | 89 | 89 | | | |
| 1 | 88 | 84 | 81 | 85 | 82 | 79 | 79 | 76 | 74 | | | |
| 2 | 80 | 74 | 69 | 78 | 72 | 68 | 70 | 66 | 62 | | | |
| 3 | 74 | 66 | 59 | 72 | 64 | 58 | 62 | 57 | 53 | | | |
| 4 | 68 | 58 | 52 | 66 | 57 | 51 | 55 | 50 | 46 | | | |
| 5 | 62 | 52 | 45 | 61 | 52 | 45 | 50 | 44 | 40 | | | |
| 6 | 58 | 47 | 40 | 56 | 47 | 40 | 45 | 39 | 35 | | | |
| 7 | 54 | 43 | 36 | 52 | 42 | 36 | 41 | 35 | 31 | | | |
| 8 | 50 | 39 | 33 | 49 | 39 | 32 | 38 | 32 | 28 | | | |
| 9 | 47 | 36 | 30 | 45 | 36 | 29 | 35 | 29 | 25 | | | |
| 10 | 44 | 33 | 27 | 43 | 33 | 27 | 32 | 27 | 23 | | | |

Zonal Lumens Summary

| Zone | Lumens | %Lamp | %Fixture |
|--------|--------|-------|----------|
| 0-30 | 2066 | 24.2 | 30.2 |
| 0-40 | 3412 | 39.9 | 49.8 |
| 0-60 | 5768 | 67.5 | 84.2 |
| 0-90 | 6851 | 80.1 | 100.0 |
| 90-180 | 0 | 0 | 0 |
| 0-180 | 6851 | 80.1 | 100.0 |

GT4 MV

Report LTL 7425

Lumens per lamp - 2850 – Lum. eff. - 78.6%

S/MH (along) 1.2 (across) 1.4

Coefficient of Utilization

| Ceiling | 80% | | | | 70% | | | | 50% | | | |
|---------|------|-----|-----|-----|-----|-----|-----|-----|-----|-----|--|--|
| | Wall | 70% | 50% | 30% | 70% | 50% | 30% | 50% | 30% | 10% | | |
| 0 | 94 | 94 | 94 | 91 | 91 | 91 | 87 | 87 | 87 | | | |
| 1 | 86 | 82 | 79 | 84 | 81 | 78 | 77 | 75 | 73 | | | |
| 2 | 79 | 73 | 68 | 77 | 71 | 67 | 68 | 64 | 61 | | | |
| 3 | 72 | 64 | 58 | 70 | 63 | 57 | 61 | 56 | 52 | | | |
| 4 | 66 | 57 | 51 | 65 | 56 | 50 | 54 | 49 | 45 | | | |
| 5 | 61 | 51 | 45 | 60 | 51 | 44 | 49 | 43 | 39 | | | |
| 6 | 57 | 47 | 40 | 55 | 46 | 39 | 44 | 39 | 34 | | | |
| 7 | 53 | 42 | 36 | 51 | 42 | 35 | 40 | 35 | 31 | | | |
| 8 | 49 | 39 | 32 | 48 | 38 | 32 | 37 | 31 | 27 | | | |
| 9 | 46 | 35 | 29 | 45 | 35 | 29 | 34 | 29 | 25 | | | |
| 10 | 43 | 33 | 27 | 42 | 32 | 27 | 32 | 26 | 22 | | | |

Zonal Lumens Summary

| Zone | Lumens | %Lamp | %Fixture |
|--------|--------|-------|----------|
| 0-30 | 2718 | 23.8 | 30.3 |
| 0-40 | 4481 | 39.3 | 50.0 |
| 0-60 | 7553 | 66.3 | 84.2 |
| 0-90 | 8965 | 78.6 | 100.0 |
| 90-180 | 0 | 0 | 0 |
| 0-180 | 8965 | 78.6 | 100.0 |

FEATURES & SPECIFICATIONS

INTENDED USE — Low-profile static luminaire provides general illumination for recessed applications; ideal for restricted plenum spaces. **Certain airborne contaminants can diminish integrity of acrylic.** [Click here for Acrylic Environmental Compatibility table for suitable uses.](#)

Attributes: Designed exclusively for use with T8 lamps, electronic ballasts and sockets.

CONSTRUCTION — Smooth hemmed sides and smooth, inward formed end flanges for safe handling. Lighter weight fixture allows for safe, easy installation.

Standard steel door frame has superior structural integrity with premium extruded appearance and precision flush mitered corners. Steel door allows easy lens replacement without frame disassembly (for lenses up to .156" thick). Powder painted, steel latches provide easy, secure door closure.

Superior mechanical light seal requires no foam gasketing. Integral T-bar clips secure fixture to T-bar system. Housing formed from cold-rolled steel. Acrylic shielding material 100% UV stabilized. No asbestos is used in this product.

Finish: Five-stage iron-phosphate pretreatment ensures superior paint adhesion and rust resistance. Painted parts finished with high-gloss, baked white enamel.

ELECTRICAL — Standard ballast is electronic, thermally protected, resetting, Class P, HPF, non-PCB, UL Listed, CSA certified ballast, universal voltage and sound rated A.

Luminaire is suitable for damp locations. AWM, TFN or THHN wire used throughout, rated for required temperatures.

MVOLT ballasts are Full light output - reduced energy. Less than 10% THD. Multi-volt operation, 120-277V.

LISTINGS — Standard: UL.

WARRANTY — 2-year limited warranty. Complete warranty terms located at www.acuitybrands.com/CustomerResources/Terms_and_conditions.aspx

NOTE: Actual performance may differ as a result of end-user environment and application. Specifications subject to change without notice.

| |
|----------------|
| Catalog Number |
| Notes |
| Type |

Contractor Select

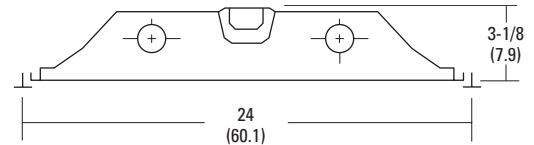
Troffers



GT



2GT



GT Specifications

Length: 48 (121.9)
Width: 24 (60.1)
Depth: 3-1/8 (7.9)

2GT Specifications

Length: 24 (60.1)
Width: 24 (60.1)
Depth: 3-1/8 (7.9)

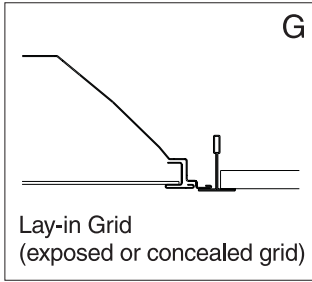
All dimensions are inches (centimeters).

ORDERING INFORMATION

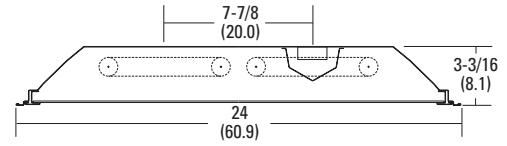
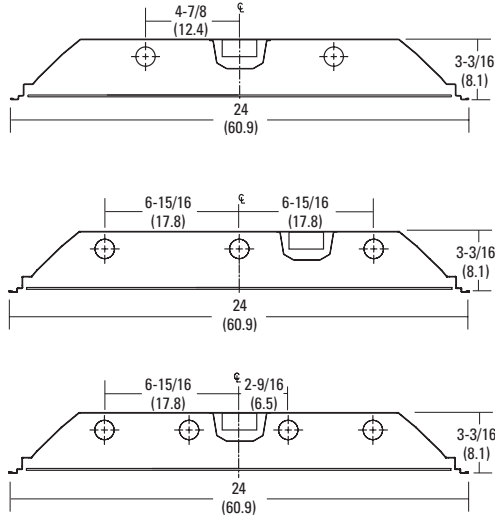
| Catalog Number | UPC | Description | # of Lamps | Wattage | Voltage | Ballast Type | Pre-Wired | # of Ballasts | Lamp Type | Lamp Included | Pallet Qty. |
|----------------|--------------|-------------|------------|-----------|---------|---------------------------|-----------|---------------|-----------|---------------|-------------|
| GT2 MV | 745975081714 | 2x4 troffer | 2 | 32 | 120-277 | Electronic, instant start | N | 1 | N/A | N | 28 |
| GT2L MV | 745977456510 | 2x4 troffer | 2 | 32 | 120-277 | Electronic, instant start | N | 1 | 3500K | Y | 28 |
| GT2LW MV | 745976576271 | 2x4 troffer | 2 | 32 | 120-277 | Electronic, instant start | Y | 1 | 3500K | Y | 28 |
| GT3 2MV | 745975083510 | 2x4 troffer | 3 | 32 | 120-277 | Electronic, instant start | N | 2 | N/A | N | 28 |
| GT3 MV | 745975081721 | 2x4 troffer | 3 | 32 | 120-277 | Electronic, instant start | N | 1 | N/A | N | 28 |
| GT3L MV | 745975081684 | 2x4 troffer | 3 | 32 | 120-277 | Electronic, instant start | N | 1 | 3500K | Y | 28 |
| GT3L 2MV | 745972879154 | 2x4 troffer | 3 | 32 | 120-277 | Electronic, instant start | N | 2 | 3500K | Y | 28 |
| GT3L41 MV | 745975083541 | 2x4 troffer | 3 | 32 | 120-277 | Electronic, instant start | N | 1 | 4100K | Y | 28 |
| GT3LW MV | 745975081882 | 2x4 troffer | 3 | 32 | 120-277 | Electronic, instant start | Y | 1 | 3500K | Y | 28 |
| GT3L41W MV | 745975799206 | 2x4 troffer | 3 | 32 | 120-277 | Electronic, instant start | Y | 1 | 4100K | Y | 28 |
| GT4 2MV | 745975081998 | 2x4 troffer | 4 | 32 | 120-277 | Electronic, instant start | N | 2 | N/A | N | 28 |
| GT4 MV | 745975081776 | 2x4 troffer | 4 | 32 | 120-277 | Electronic, instant start | N | 1 | N/A | N | 28 |
| GT4L MV | 745975081912 | 2x4 troffer | 4 | 32 | 120-277 | Electronic, instant start | N | 1 | 3500K | Y | 28 |
| GT4L41 MV | 745975083565 | 2x4 troffer | 4 | 32 | 120-277 | Electronic, instant start | N | 1 | 4100K | Y | 28 |
| GT4L41W MV | 745975083534 | 2x4 troffer | 4 | 32 | 120-277 | Electronic, instant start | Y | 1 | 4100K | Y | 28 |
| GT4LW MV | 745975081707 | 2x4 troffer | 4 | 32 | 120-277 | Electronic, instant start | Y | 1 | 3500K | Y | 28 |
| GT2U MV | 745975081967 | 2x2 troffer | 2 | 32-U lamp | 120-277 | Electronic, instant start | N | 1 | N/A | N | 56 |
| GT2ULW MV | 745976402662 | 2x2 troffer | 2 | 32-U lamp | 120-277 | Electronic, instant start | Y | 1 | 3500K | Y | 56 |

Troffers

MOUNTING DATA



DIMENSIONS



PHOTOMETRICS

Calculated using the zonal cavity method in accordance with IESNA LM41 procedure. Floor reflectances are 20%.
Lamp configurations shown are typical. Full photometric data on these and other configurations available upon request.

GT2U MV

Report LTL 7534

Lumens per lamp - 2600 – Lum. eff. - 72.9%

S/MH (along) 1.2 (across) 1.4

Coefficient of Utilization

| Ceiling | 80% | | | | 70% | | | | 50% | |
|---------|------|-----|-----|-----|-----|-----|-----|-----|-----|-----|
| | Wall | 70% | 50% | 30% | 70% | 50% | 30% | 50% | 30% | 10% |
| 0 | 87 | 87 | 87 | 85 | 85 | 85 | 81 | 81 | 81 | 81 |
| 1 | 80 | 77 | 74 | 78 | 75 | 72 | 72 | 70 | 68 | 68 |
| 2 | 73 | 68 | 63 | 71 | 66 | 62 | 64 | 60 | 57 | 57 |
| 3 | 67 | 60 | 54 | 65 | 59 | 54 | 57 | 52 | 49 | 49 |
| 4 | 62 | 54 | 48 | 60 | 53 | 47 | 51 | 46 | 42 | 42 |
| 5 | 57 | 48 | 42 | 56 | 47 | 42 | 46 | 41 | 37 | 37 |
| 6 | 53 | 44 | 37 | 52 | 43 | 37 | 42 | 36 | 32 | 32 |
| 7 | 49 | 40 | 34 | 48 | 39 | 33 | 38 | 33 | 29 | 29 |
| 8 | 46 | 36 | 30 | 45 | 36 | 30 | 35 | 30 | 26 | 26 |
| 9 | 43 | 33 | 28 | 42 | 33 | 27 | 32 | 27 | 23 | 23 |
| 10 | 40 | 31 | 25 | 39 | 30 | 25 | 30 | 25 | 21 | 21 |

Zonal Lumens Summary

| Zone | Lumens | %Lamp | %Fixture |
|--------|--------|-------|----------|
| 0-30 | 1191 | 22.9 | 31.4 |
| 0-40 | 1950 | 37.5 | 51.4 |
| 0-60 | 3220 | 61.9 | 84.9 |
| 0-90 | 3793 | 72.9 | 100.0 |
| 90-180 | 0 | 0 | 0 |
| 0-180 | 3793 | 72.9 | 100.0 |

GT3 MV

Report LTL 7421

Lumens per lamp - 2850 – Lum. eff. - 80.1%

S/MH (along) 1.2 (across) 1.4

Coefficient of Utilization

| Ceiling | 80% | | | | 70% | | | | 50% | |
|---------|------|-----|-----|-----|-----|-----|-----|-----|-----|-----|
| | Wall | 70% | 50% | 30% | 70% | 50% | 30% | 50% | 30% | 10% |
| 0 | 95 | 95 | 95 | 93 | 93 | 93 | 89 | 89 | 89 | 89 |
| 1 | 88 | 84 | 81 | 85 | 82 | 79 | 79 | 76 | 74 | 74 |
| 2 | 80 | 74 | 69 | 78 | 72 | 68 | 70 | 66 | 62 | 62 |
| 3 | 74 | 66 | 59 | 72 | 64 | 58 | 62 | 57 | 53 | 53 |
| 4 | 68 | 58 | 52 | 66 | 57 | 51 | 55 | 50 | 46 | 46 |
| 5 | 62 | 52 | 45 | 61 | 52 | 45 | 50 | 44 | 40 | 40 |
| 6 | 58 | 47 | 40 | 56 | 47 | 40 | 45 | 39 | 35 | 35 |
| 7 | 54 | 43 | 36 | 52 | 42 | 36 | 41 | 35 | 31 | 31 |
| 8 | 50 | 39 | 33 | 49 | 39 | 32 | 38 | 32 | 28 | 28 |
| 9 | 47 | 36 | 30 | 45 | 36 | 29 | 35 | 29 | 25 | 25 |
| 10 | 44 | 33 | 27 | 43 | 33 | 27 | 32 | 27 | 23 | 23 |

Zonal Lumens Summary

| Zone | Lumens | %Lamp | %Fixture |
|--------|--------|-------|----------|
| 0-30 | 2066 | 24.2 | 30.2 |
| 0-40 | 3412 | 39.9 | 49.8 |
| 0-60 | 5768 | 67.5 | 84.2 |
| 0-90 | 6851 | 80.1 | 100.0 |
| 90-180 | 0 | 0 | 0 |
| 0-180 | 6851 | 80.1 | 100.0 |

GT4 MV

Report LTL 7425

Lumens per lamp - 2850 – Lum. eff. - 78.6%

S/MH (along) 1.2 (across) 1.4

Coefficient of Utilization

| Ceiling | 80% | | | | 70% | | | | 50% | |
|---------|------|-----|-----|-----|-----|-----|-----|-----|-----|-----|
| | Wall | 70% | 50% | 30% | 70% | 50% | 30% | 50% | 30% | 10% |
| 0 | 94 | 94 | 94 | 91 | 91 | 91 | 87 | 87 | 87 | 87 |
| 1 | 86 | 82 | 79 | 84 | 81 | 78 | 77 | 75 | 73 | 73 |
| 2 | 79 | 73 | 68 | 77 | 71 | 67 | 68 | 64 | 61 | 61 |
| 3 | 72 | 64 | 58 | 70 | 63 | 57 | 61 | 56 | 52 | 52 |
| 4 | 66 | 57 | 51 | 65 | 56 | 50 | 54 | 49 | 45 | 45 |
| 5 | 61 | 51 | 45 | 60 | 51 | 44 | 49 | 43 | 39 | 39 |
| 6 | 57 | 47 | 40 | 55 | 46 | 39 | 44 | 39 | 34 | 34 |
| 7 | 53 | 42 | 36 | 51 | 42 | 35 | 40 | 35 | 31 | 31 |
| 8 | 49 | 39 | 32 | 48 | 38 | 32 | 37 | 31 | 27 | 27 |
| 9 | 46 | 35 | 29 | 45 | 35 | 29 | 34 | 29 | 25 | 25 |
| 10 | 43 | 33 | 27 | 42 | 32 | 27 | 32 | 26 | 22 | 22 |

Zonal Lumens Summary

| Zone | Lumens | %Lamp | %Fixture |
|--------|--------|-------|----------|
| 0-30 | 2718 | 23.8 | 30.3 |
| 0-40 | 4481 | 39.3 | 50.0 |
| 0-60 | 7553 | 66.3 | 84.2 |
| 0-90 | 8965 | 78.6 | 100.0 |
| 90-180 | 0 | 0 | 0 |
| 0-180 | 8965 | 78.6 | 100.0 |