

## DESCRIPTION

The H27RT housing is designed for remodelling use in shallow ceilings where 2" x 6" joist construction is used. The wide variety of trims available allows a number of different lighting effects to be created with one basic housing.

## APPLICATION

The H27RT is designed for use in non-insulated ceilings or insulated ceilings but insulation must be kept 3" from all sides of the fixture.

## DESIGN FEATURES

### A...Housing

Die-stamped 20 gauge CRS with white powder coat finish.

### B...Socket Plate

Rigid socket plate adjusts and locks without tools for various lamp sizes.

### C...Junction Box

U.L. listed for through branch circuit wiring. Seven conduit knockouts are uniform 1/2" size with true pryout slots. Four Romex pryouts included.

### D...Socket

Porcelain socket with nickel plated brass screw shell.

### E...Thermal Protector

Integral Thermal Protector

deactivates fixture if an incorrect lamp is used or if ceiling insulation material is not applied correctly.

### F...Remodel Clips

Four remodel clips secure housing and accommodate 1/2" and 5/8" ceiling material.

### G..."Quick Connect" Connectors

Three "Quick Connect" connectors eliminate need for separate wire nuts - simply strip supply wires and push in

Catalog #	Type
Project	
Comments	
Prepared by	Date

### Labels

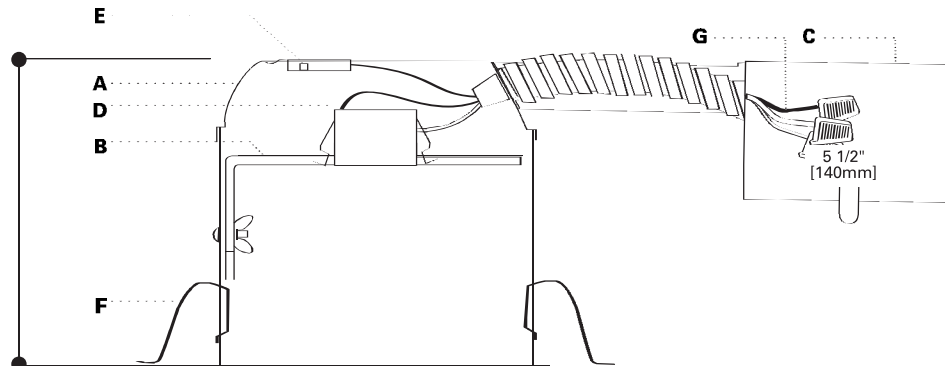
- U.L. listed for Damp Location
- U.L. listed for Feed Through
- CSA Certified



## H27RT

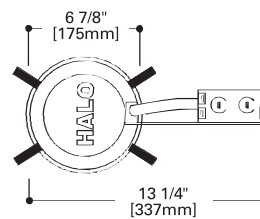
**6" Non-Insulated  
Shallow Ceiling  
Recessed Housing**

**6" TRIMS**



Ceiling Opening should be cut using template supplied with housing

Top View



**FOR USE IN NON-INSULATED CEILINGS**

**MAY BE USED IN INSULATED CEILINGS BUT INSULATION MUST BE KEPT 3" FROM ALL SIDES OF HOUSING**

Ordering Information on reverse.

TRIMS

ORDERING INFORMATION

SAMPLE NUMBER: H27RT-426RG

Order housing, trim and accessories separately.

Housing

H27RT=6" Non-Insulated Shallow Ceiling Remodel Housing

Trims

Accessories

REFLECTORS



426

**Specular Reflector Cone**  
**75W R30, 65W BR30, 75W PAR30**  
 426=Specular Clear  
 426H=Haze  
 426RG=Residential Gold  
 426CG=Champagne Gold  
 426MB=Specular Black  
 OD: 7 1/4" (184mm)



429

**Dayform White Cone**  
**75W R30, 65W BR30, 75W PAR30**  
 429P=White Cone  
 OD: 7 1/4" (184mm)



4261

**Self Flanged Reflector Cone**  
**75W R30, 75W PAR30**  
 4261P=White Self Flanged Reflector Cone  
 OD: 7 1/4" (184mm)

BAFFLES



310

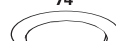
**Baffle**  
**75W R30, 65W BR30, 75W PAR30**  
 310P=Black Baffle  
 310W=White Baffle  
 OD: 7 1/4" (184mm)

ADJUSTABLES



74

**Eyeball - 30° Tilt**  
**75W PAR30**  
 74P=White Eyeball  
 OD: 8" (203mm)



77

**Eyeball**  
**50W R20, 50W PAR20**  
 77P=White Eyeball  
 OD: 8" (203mm)



78

**Eyeball - 30° Tilt**  
**75W R30, 75W PAR30**  
 78P=White Eyeball  
 78SL=Silver Eyeball  
 78B=Brass Eyeball  
 78PB=Polished Brass Eyeball  
 78PAT=White AIR-TITE Eyeball  
 OD: 8" (203mm)



376

**Adjustable**  
**75W PAR30**  
 376P=Black Baffle, Black Lampholder, White Trim Ring  
 OD: 7 1/4" (184mm)



378

**Adjustable with Splay Reflector**  
**75W PAR30**  
 378=White Lampholder with Clear Splay  
 378P=White Lampholder with White Splay  
 OD: 7 3/4" (197mm)



419

**Regressed Eyeball with Splay**  
**75W PAR30**  
 419=White Eyeball with Clear Splay  
 419P=White Eyeball with White Splay  
 OD: 7 1/4" (184mm)



420

**Coilex Baffle Eyeball**  
**75W BR30, 75W PAR30L**  
 420P=White Eyeball with Black Baffle  
 420PB=Polished Brass Eyeball with Black Baffle  
 420W=White Eyeball with White Baffle  
 OD: 7 1/4" (184mm)

LENS



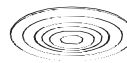
70, 170

**Albalite Lens**  
**60W A19**  
 70P=Albalite Lens with White Trim Ring  
 70PS=Albalite Lens Showerlight with White Trim Ring  
 OD: 8" (203mm)



71, 171

**Albalite Lens w Reflector**  
**60W A19**  
 170P=Albalite Lens with White Trim Ring - Socket Supporting  
 170PS=Albalite Lens Showerlight with White Trim Ring - Socket Supporting  
 OD: 8" (203mm)



73, 173

**Drop Opal Lens**  
**60W A19**  
 71P=Drop Opal Lens with White Trim Ring  
 71PS=Drop Opal Lens Showerlight with White Trim Ring  
 OD: 8" (203mm)

**Drop Opal Lens w Reflector**  
**60W A19**  
 171P=Drop Opal Lens with White Trim Ring - Socket Supporting  
 171PS=Drop Opal Lens Showerlight with White Trim Ring - Socket Supporting  
 OD: 8" (203mm)

OPEN



79

**Fresnel Lens**  
**60W A19**  
 73P=Fresnel Lens with White Trim Ring  
 73PS=Fresnel Lens Showerlight with White Trim Ring  
 OD: 8" (203mm)



301

**Fresnel Lens w Reflector**  
**60W A19**  
 173P=Fresnel Lens with White Trim Ring - Socket Supporting  
 173PS=Fresnel Lens Showerlight with White Trim Ring - Socket Supporting  
 OD: 8" (203mm)



328

**Pinhole Trim**  
**50W PAR30, 65W BR30**  
 79P=White Pinhole Trim  
 OD: 8" (203mm)

**Open**  
**75W R30, 65W BR30, 75W PAR30**  
 301P=White Open Trim  
 301PB=Polished Brass Open Trim  
 OD: 8" (203mm)  
**Splay Trim**  
**100W R30, 75W PAR30, 65W BR30**  
 328P=White Splay Trim  
 OD: 7 1/4" (184mm)

Metal Trim Rings

Compatible with 310, 312, 376, 378, 419, 420, 426  
**TRM6P**=White Metal  
**TRM6PB**=Polished Brass  
**TRM6C**=Chrome  
**TRM6MB**=Black Metal  
**TRM6SL**=Silver Metal  
**TRP7MB**=Black Plastic

Note: Specifications and Dimensions subject to change without notice.

Visit our web site at [www.cooperlighting.com](http://www.cooperlighting.com)

## DESCRIPTION

The H27RT housing is designed for remodelling use in shallow ceilings where 2" x 6" joist construction is used. The wide variety of trims available allows a number of different lighting effects to be created with one basic housing.

## APPLICATION

The H27RT is designed for use in non-insulated ceilings or insulated ceilings but insulation must be kept 3" from all sides of the fixture.

## DESIGN FEATURES

### A...Housing

Die-stamped 20 gauge CRS with white powder coat finish.

### B...Socket Plate

Rigid socket plate adjusts and locks without tools for various lamp sizes.

### C...Junction Box

U.L. listed for through branch circuit wiring. Seven conduit knockouts are uniform 1/2" size with true pryout slots. Four Romex pryouts included.

### D...Socket

Porcelain socket with nickel plated brass screw shell.

### E...Thermal Protector

Integral Thermal Protector

deactivates fixture if an incorrect lamp is used or if ceiling insulation material is not applied correctly.

### F...Remodel Clips

Four remodel clips secure housing and accommodate 1/2" and 5/8" ceiling material.

### G..."Quick Connect" Connectors

Three "Quick Connect" connectors eliminate need for separate wire nuts - simply strip supply wires and push in

### Labels

- U.L. listed for Damp Location
- U.L. listed for Feed Through
- CSA Certified

Catalog #	Type
Project	
Comments	
Prepared by	Date



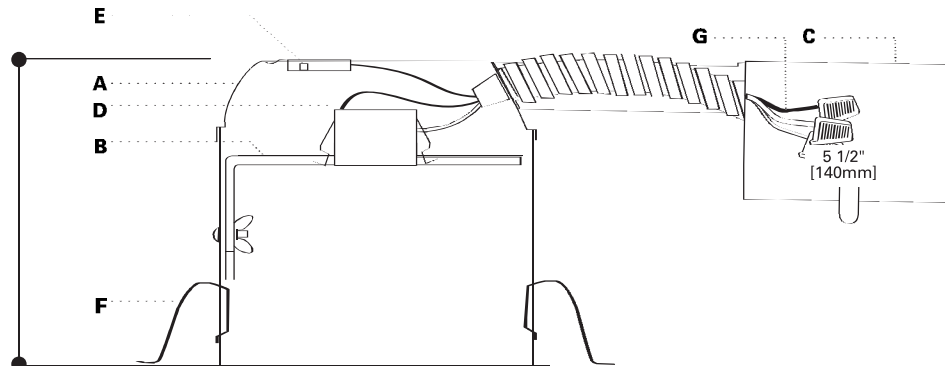
## H27RT

**6" Non-Insulated  
Shallow Ceiling  
Recessed Housing**

**6" TRIMS**

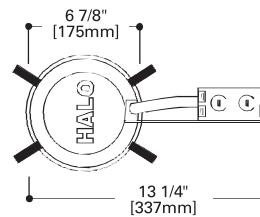
**FOR USE IN NON-INSULATED CEILINGS**

**MAY BE USED IN INSULATED CEILINGS BUT INSULATION MUST BE KEPT 3" FROM ALL SIDES OF HOUSING**



Ceiling Opening should be cut using template supplied with housing

Top View



Ordering Information on reverse.

TRIMS

ORDERING INFORMATION

SAMPLE NUMBER: H27RT-426RG

Order housing, trim and accessories separately.

Housing

H27RT=6" Non-Insulated Shallow Ceiling Remodel Housing

Trims

Accessories

REFLECTORS



426

**Specular Reflector Cone**  
**75W R30, 65W BR30, 75W PAR30**  
 426=Specular Clear  
 426H=Haze  
 426RG=Residential Gold  
 426CG=Champagne Gold  
 426MB=Specular Black  
 OD: 7 1/4" (184mm)



429

**Dayform White Cone**  
**75W R30, 65W BR30, 75W PAR30**  
 429P=White Cone  
 OD: 7 1/4" (184mm)



4261

**Self Flanged Reflector Cone**  
**75W R30, 75W PAR30**  
 4261P=White Self Flanged Reflector Cone  
 OD: 7 1/4" (184mm)

BAFFLES



310

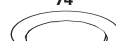
**Baffle**  
**75W R30, 65W BR30, 75W PAR30**  
 310P=Black Baffle  
 310W=White Baffle  
 OD: 7 1/4" (184mm)

ADJUSTABLES



74

**Eyeball - 30° Tilt**  
**75W PAR30**  
 74P=White Eyeball  
 OD: 8" (203mm)



77

**Eyeball**  
**50W R20, 50W PAR20**  
 77P=White Eyeball  
 OD: 8" (203mm)



78

**Eyeball - 30° Tilt**  
**75W R30, 75W PAR30**  
 78P=White Eyeball  
 78SL=Silver Eyeball  
 78B=Brass Eyeball  
 78PB=Polished Brass Eyeball  
 78PAT=White AIR-TITE Eyeball  
 OD: 8" (203mm)



376

**Adjustable**  
**75W PAR30**  
 376P=Black Baffle, Black Lampholder, White Trim Ring  
 OD: 7 1/4" (184mm)



378

**Adjustable with Splay Reflector**  
**75W PAR30**  
 378=White Lampholder with Clear Splay  
 378P=White Lampholder with White Splay  
 OD: 7 3/4" (197mm)



419

**Regressed Eyeball with Splay**  
**75W PAR30**  
 419=White Eyeball with Clear Splay  
 419P=White Eyeball with White Splay  
 OD: 7 1/4" (184mm)



420

**Coilex Baffle Eyeball**  
**75W BR30, 75W PAR30L**  
 420P=White Eyeball with Black Baffle  
 420PB=Polished Brass Eyeball with Black Baffle  
 420W=White Eyeball with White Baffle  
 OD: 7 1/4" (184mm)

LENS



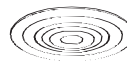
70, 170

**Albalite Lens**  
**60W A19**  
 70P=Albalite Lens with White Trim Ring  
 70PS=Albalite Lens Showerlight with White Trim Ring  
 OD: 8" (203mm)



71, 171

**Albalite Lens w Reflector**  
**60W A19**  
 170P=Albalite Lens with White Trim Ring - Socket Supporting  
 170PS=Albalite Lens Showerlight with White Trim Ring - Socket Supporting  
 OD: 8" (203mm)



73, 173

**Drop Opal Lens**  
**60W A19**  
 71P=Drop Opal Lens with White Trim Ring  
 71PS=Drop Opal Lens Showerlight with White Trim Ring  
 OD: 8" (203mm)

**Drop Opal Lens w Reflector**  
**60W A19**  
 171P=Drop Opal Lens with White Trim Ring - Socket Supporting  
 171PS=Drop Opal Lens Showerlight with White Trim Ring - Socket Supporting  
 OD: 8" (203mm)

OPEN



79

**Fresnel Lens**  
**60W A19**  
 73P=Fresnel Lens with White Trim Ring  
 73PS=Fresnel Lens Showerlight with White Trim Ring  
 OD: 8" (203mm)



301

**Fresnel Lens w Reflector**  
**60W A19**  
 173P=Fresnel Lens with White Trim Ring - Socket Supporting  
 173PS=Fresnel Lens Showerlight with White Trim Ring - Socket Supporting  
 OD: 8" (203mm)



328

**Pinhole Trim**  
**50W PAR30, 65W BR30**  
 79P=White Pinhole Trim  
 OD: 8" (203mm)

**Open**  
**75W R30, 65W BR30, 75W PAR30**  
 301P=White Open Trim  
 301PB=Polished Brass Open Trim  
 OD: 8" (203mm)  
**Splay Trim**  
**100W R30, 75W PAR30, 65W BR30**  
 328P=White Splay Trim  
 OD: 7 1/4" (184mm)

**Metal Trim Rings**  
 Compatible with 310, 312, 376, 378, 419, 420, 426  
**TRM6P**=White Metal  
**TRM6PB**=Polished Brass  
**TRM6C**=Chrome  
**TRM6MB**=Black Metal  
**TRM6SL**=Silver Metal  
**TRP7MB**=Black Plastic

Note: Specifications and Dimensions subject to change without notice.

Visit our web site at [www.cooperlighting.com](http://www.cooperlighting.com)