

**Description**

The H7 recessed housing is the standard in the industry for both light commercial and residential applications. H7 series features full-frame design, robust construction, feed-through listing, Got Nail! bar hangers; and may support use of higher wattage lamps. A wide variety of trims allows a number of different lighting effects to be created with one basic housing. H7ICAT is for installations where the housing will be in direct contact with insulation,\* and its Air-Tite design will also meet restricted air flow code requirements. May be retrofit with compatible Halo LED lighting systems.

Catalog #		Type
Project		
Comments		Date
Prepared by		

**Specification Features**

**Housing**

- Single wall aluminum housing
- Aluminum construction for greater heat dissipation
- Sealed and gasketed for Air-Tite™ ready installation
- Designed for insulated ceilings in direct contact with insulation\* (May also be installed in non-insulated ceilings)

**Socket Plate**

- Rigid socket plate adjusts and locks without tools for various lamp sizes
- Socket plate and bracket may be removed when using socket supporting trims

**Plaster Frame**

- Housing adjusts in plaster frame to accommodate up to 1" ceiling thickness
- Galvanized steel construction
- Plaster frame features include:
  - Regressed locking screw for securing hanger bars
  - Cutouts for easily crimping hanger bars in position
  - Halo name embossed on plaster frame
  - The housing may be removed from plaster frame to provide access to the junction box
  - Pre-installed Air-Tite ready ceiling contact gasket

**Got Nail!™ Bar Hanger Bracket**

Bar Hanger Features include:

- Pre-installed nail easily installs into regular lumber, engineered lumber and laminated beams
- Safety and guidance system prevents snagging, ensures smooth straight nail penetration and allows bar hangers to be easily removed if necessary
- Automatic leveling flange aligns the housing and lets you hold the housing in place with one hand while driving nails

- Five additional mounting points
- Mounting point on top for hanger wire connection
- Integral T-bar clips snaps onto T-bars - no additional clips required

**q-Channel bars with Pass-N-Thru™**

- q-Channel bars feature an unique inverted "q" interlocking channel for rigidity and stability
- Pass-N-Thru™ feature allows bars to cross-over for tool-less shortening in tight spaces less than 12" without removing from the plaster frame. Push bars together and flex at score hole break points
- Housing can be positioned at any point within 24" joist span
- Bar hangers may be repositioned 90° on the frame

**Slide-N-Side™ Junction Box**

Junction box features include:

- Slide-N-Side™ connectors allow non-metallic sheathed cable for both U.S. and Canada to be installed without tools and without removing knockouts
  - Allows wiring connections to be made outside the junction box
  - Simply insert the cable directly into the trap after connections are made
  - accommodates the following standard non-metallic sheathed cable types: (US) #14/2, #14/3, #12/2, #12/3 (Canada) #14/2, #14/3, #12/2
- Positioned to accommodate straight conduit runs
- Seven 1/2" trade size conduit knockouts with true pry-out slots
- cULus Listed 26 in3 box volume
- Listed for through branch (8) No. 12 AWG branch circuit 90° C conductors through the box

**Quick Connect™**

- Three 4-port push-in "Quick

- Connect" wire nuts included in junction box
- Speed installation and increase reliability
- No additional wire nuts required
- Simply strip and insert supply wires

**Socket**

- Porcelain socket with nickel plated brass screw shell
- Snap-in springs secure socket to socket plate, and may be detached when using socket supporting trims
- Overspray protector included

**Thermal Protector**

Self resetting thermal protector deactivates fixture if overheating occurs due to improper lamping or misapplied insulation

**Trims**

Halo Fit-All concept offers multiple trim options in a variety of design styles, and functional beam distributions to control beam angle and lumen delivery in accommodating various lamp types including Halogen, CFL and LED

**Compliance**

- cULus Listed 1598 Luminaire
- cULus Listed Damp Location
- cULus Listed for Wet Location, covered ceiling, with select trims
- cULus Listed for direct contact with insulation and combustible material\*
- cULus Listed for feed through
- Air-Tite code compliant. Certified under ASTM E283; not exceeding 2.0 cfm (0.944 L/s) air leakage rate tested at a 1.57 psf (75 Pa) pressure differential.
- RoHS compliant

\*Not to be used in direct contact with spray foam insulation (Consult NEMA LSD57-2013)



**H7ICAT**

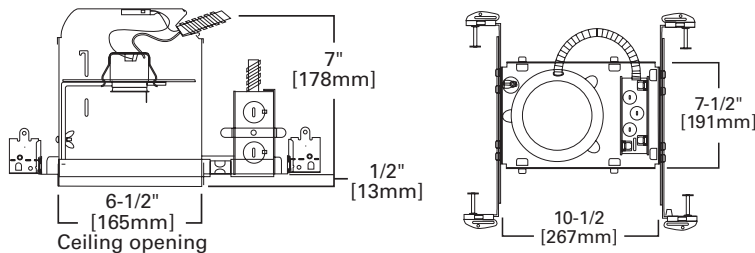
**6" IC, New Construction, 120V**

**FOR USE IN INSULATED CEILINGS**

**FOR DIRECT CONTACT WITH INSULATION\***



**Dimensions**



**Special Features**

- Got-Nail!™ bar hangers
- q-Channel bars with Pass-N-Thru™
- Slide-N-Side™ junction box
- Quick Connect™ push wire nuts
- Air-Tite™ code compliant

**Ordering Information**

Sample Number: H7ICAT 6110WB  
 Order housing, trim and lamp (by others) separately for a complete luminaire.

**Housing**

H7ICAT = 6" IC, Air-tite, New Construction, 120V

**Trims**

<p><b>Reflectors</b></p> <p><b>30 Reflector, Self-flange</b>                  OD: 7-1/4" [184mm]                  30HAT=Haze Reflector, White Trim                  30RGAT=Residential Gold Reflector, White Trim                  30CAT=Clear Specular Reflector, White Trim</p> <p><b>30SBAT Reflector, Self-flange</b>                  OD: 7-1/4" [184mm]                  30SBAT=Black Specular Reflector, Self-flange</p> <p><b>404 Specular Reflector</b>                  OD: 7-1/4" [184mm]                  404C=Clear Specular Reflector, White Trim                  404H=Haze Reflector, White Trim                  404SN=Satin Nickel Reflector and Trim                  404TBZ=Tuscan Bronze Reflector and Trim</p> <p><b>426 Reflector Cone</b>                  OD: 7-1/4" [184mm]                  426=Clear Specular Reflector Cone, White Trim                  426MB=Black Specular Reflector Cone, White Trim                  426H=Haze Reflector Cone, White Trim                  426SN=Satin Nickel Reflector Cone and Trim                  426TBZ=Tuscan Bronze Reflector Cone and Trim</p> <p><b>429 Dayform White Cone</b>                  OD: 7-1/4" [184mm]                  429P=White Reflector and Trim</p> <p><b>4041 White Reflector, Self-flange</b>                  OD: 7-1/4" [184mm]                  4041P=White Reflector and Trim</p> <p><b>4261 White Reflector Cone, Self-flange</b>                  OD: 7-1/4" [184mm]                  4261P=White Reflector and Trim</p> <p><b>6106 Straight Reflector Cone, Self-flange</b>                  OD: 7-3/4" [197mm]                  6106SC=Specular Reflector, White Trim</p> <p><b>6107 Tapered Reflector, Self-flange</b>                  OD: 7-3/4" [197mm]                  6107SC=Specular Reflector, White Trim</p> <p><b>6120 Full Cone Reflector, Self-flange</b>                  OD: 7-3/4" [197mm]                  6120WH=White Reflector and Trim                  6120SN=Satin Nickel Reflector and Trim                  6120TBZ=Tuscan Bronze Reflector and Trim</p> <p><b>6121 Shallow Full Cone Reflector, Self-flange</b>                  OD: 7-3/4" [197mm]                  6121WH=White Reflector and Trim</p>	<p><b>312 Coilex® Baffle</b>                  OD: 7-1/4" [184mm]                  312W=White Coilex Baffle and Trim                  312P=Black Coilex Baffle, White Trim</p> <p><b>353 Metal Baffle</b>                  OD: 7-1/4" [184mm]                  353SN=Satin Nickel Baffle and Trim                  353TBZ=Tuscan Bronze Baffle and Trim</p> <p><b>6100 Tapered Metal Baffle with (2) Trim Rings</b>                  OD: 7-1/8" [181mm]                  6100WB=White Baffle, Narrow and Wide White Trims (included)                  6100BB=Black Baffle, Narrow and Wide White Trims (included)</p> <p><b>6101 Straight Metal Baffle with (2) Trim Rings</b>                  OD: 7-1/8" [181mm]                  6101WB=White Baffle, Narrow and Wide White Trims (included)                  6101BB=Black Baffle, Narrow and Wide White Trims (included)</p> <p><b>6102 Tapered Metal Baffle, Self-flange</b>                  OD: 7-3/4" [197mm]                  6102WB=White Baffle and Trim                  6102BB=Black Baffle, White Trim</p> <p><b>6103 Straight Metal Baffle, Self-flange</b>                  OD: 7-3/4" [197mm]                  6103WB=White Baffle and Trim                  6103BB=Black Baffle, White Trim</p> <p><b>6108 Coilex® Straight Plastic Baffle, Self-flange</b>                  OD: 7-3/4" [197mm]                  6108WB=White Plastic Straight Coilex Baffle, White Trim                  6108BB=Black Plastic Straight Coilex Baffle, White Trim                  6108BKBB=Black Plastic Straight Coilex Baffle, Black Trim</p> <p><b>6109 Coilex® Tapered Baffle, Self-flange</b>                  OD: 7-3/4" [197mm]                  6109WB=White Tapered Coilex Baffle, White Trim                  6109BB=Black Tapered Coilex Baffle, White Trim                  6109BKBB=Black Tapered Coilex Baffle, Black Trim</p> <p><b>6110 Perftex Baffle, Self-flange</b>                  OD: 7-3/4" [197mm]                  6110WB=White Perftex Baffle and Trim                  6110BB=Black Perftex Baffle, White Trim                  6110BKBB=Black Perftex Baffle and Trim</p>	<p><b>78 BR/PAR30 Eyeball 30° Tilt, Self-flange</b>                  OD: 8" [203mm]                  78P=White Eyeball and Trim                  78PAT=White Eyeball and Trim, Air-Tite                  78SN=Satin Nickel Eyeball and Trim                  78TBZ=Tuscan Bronze Eyeball and Trim</p> <p><b>376 PAR30 Regressed Gimbal 30° Tilt, Self-flange</b>                  OD: 7-1/4" [184mm]                  376W=White Baffle and Trim                  376P=Black Baffle and White Trim</p> <p><b>378 PAR30 Regressed Gimbal with Splay 25° Tilt, Self-flange</b>                  OD: 7-1/4" [184mm]                  378P=White Splay and Trim                  378=Clear Specular Splay and White Trim</p> <p><b>420 BR/PAR30 Regressed Eyeball 30° Tilt, Self-flange</b>                  OD: 7-1/4" [184mm]                  420W=White Eyeball, Baffle and Trim                  420P=White Eyeball, Black Baffle, White Trim</p> <p><b>478 PAR38 Adjustable Regressed Gimbal with Splay 25° Tilt, Self-flange</b>                  OD: 7-1/4" [184mm]                  478P=White Splay and Trim</p> <p><b>6130 BR/PAR30 Eyeball 35° Tilt, Self-flange</b>                  OD: 7-3/4" [197mm]                  6130WH=White Eyeball and Trim</p> <p><b>6170 PAR38 Gimbal 25° Tilt, Self-flange</b>                  OD: 7-3/4" [197mm]                  6170WH=White Gimbal and Trim                  6170BK=Black Gimbal and Trim                  6170SN=Satin Nickel Gimbal and Trim                  6170TBZ=Tuscan Bronze Gimbal and Trim</p> <p><b>6215 PAR30 Double Gimbal 35°-50° Tilt, Self-flange</b>                  OD: 7-3/4" [197mm]                  6215WH=White Gimbal and Trim                  6215BK=Black Gimbal and Trim                  6215SN=Satin Nickel Gimbal and Trim                  6215TBZ=Tuscan Bronze Gimbal and Trim</p> <p><b>6222 Regressed PAR30 Adjustable 45° Tilt, Self-flange</b>                  OD: 7-3/4" [197mm]                  6222WB=White Baffle and Trim                  6222BB=Black Baffle and Trim                  6222SC=Specular Clear Reflector, White Trim                  6222H=Haze Reflector, White Trim</p>
<p><b>Baffles</b></p> <p><b>30 Baffle, Self-flange</b>                  OD: 7-1/4" [184mm]                  30WAT=White Baffle, Reflector and Trim                  30WATH=White Baffle, Clear Reflector and White Trim                  30PAT=Black Baffle, Clear Reflector and White Trim                  30SNAT=Satin Nickel Baffle, Reflector and Trim                  30TBZAT=Tuscan Bronze Baffle, Reflector and Trim</p> <p><b>310 Coilex® Baffle</b>                  OD: 7-1/4" [184mm]                  310W=White Coilex Baffle and Trim                  310P=Black Coilex Baffle, White Trim                  310SN=Black Coilex Baffle, Satin Nickel Trim                  310TBZ=Black Coilex Baffle, Tuscan Bronze Trim</p>	<p><b>6125 Full Cone Baffle, Self-flange</b>                  OD: 7-3/4" [197mm]                  6125WB=White Baffle and Trim                  6125BB=Black Baffle, White Trim                  6125BKBB=Black Baffle and Trim</p> <p><b>6126 Shallow Full Cone Baffle, Self-flange</b>                  OD: 7-3/4" [197mm]                  6126WB=White Baffle and Trim                  6126BB=Black Baffle, White Trim</p>	<p><b>Lenses &amp; Wet Location Showerlights</b></p> <p><b>170 Albalite Lens with Reflector</b>                  OD: 8" [203mm]                  170P=Frosted Albalite Glass Lens, White Trim                  170PS=Frosted Albalite Glass Lens, White Plastic Trim, Showerlight, Air-Tite</p> <p><b>171 Drop Opal Lens with Reflector</b>                  OD: 8" [203mm]                  171P=Drop Opal Glass Lens, White Trim                  171PS=Drop Opal Glass Lens, White Plastic Trim, Showerlight, Air-Tite</p> <p><b>172 Dome Lens with Reflector</b>                  OD: 7-3/4" [197mm]                  172PS=Frosted Glass Dome, White Plastic Trim                  172SNS=Frosted Glass Dome, Satin Nickel Plastic Trim                  172TBZS=Frosted Glass Dome, Tuscan Bronze Plastic Trim</p>
<p>continued</p>		

\*Outdoor rated lamp only (purchase separately)

## Ordering Information

Sample Number: H7ICAT 6110WB

Order housing, trim and lamp (by others) separately for a complete luminaire.

## Housing

H7ICAT = 6" IC, Air-tite, New Construction, 120V

## Trims

### Lenses & Wet Location Showerlights



#### 173 Fresnel Lens with Reflector

OD: 8" [203mm]

173P=Fresnel Glass Lens, White Trim

173PS=Fresnel Glass Lens, White Plastic Trim, Showerlight, Air-Tite



#### 6145 Open Wet Location, Shallow Reflector, Self-flange - Showerlight\*

OD: 7-3/4" [197mm]

6145WH=White Reflector and Trim

6145SN=Satin Nickel Reflector and Trim

6145TBZ=Tuscan Bronze Reflector and Trim



#### 6146 Open Wet Location, Full Reflector, Self-flange - Showerlight\*

OD: 7-3/4" [197mm]

6146WH=White Reflector and Trim

6146SN=Satin Nickel Reflector and Trim

6146TBZ=Tuscan Bronze Reflector and Trim



#### 6150 Frost Dome Glass Lens, Self-flange

OD: 7-3/4" [197mm]

6150WH=Frost Dome Glass Lens with Reflector, White Plastic Trim

6150SN=Frost Dome Glass Lens with Reflector, Satin Nickel Plastic Trim

6150TBZ=Frost Dome Glass Lens with Reflector, Tuscan Bronze Plastic Trim



#### 6162 Drop Opal Plastic Lens, Self-flange - Showerlight

OD: 7-3/4" [197mm]

6162WH=Drop Opal Plastic Lens with Reflector, White Plastic Trim



#### 6230 Squirrel Frost Glass Lens, Metal Trim - Showerlight

OD: 7-1/4" [183mm]

6230AH=Frost Glass Lens, Aluminum Haze Squirrel Trim

6230PN=Frost Glass Lens, Polished Nickel Squirrel Trim

6230SN=Frost Glass Lens, Satin Nickel Squirrel Trim

6230TBZ=Frost Glass Lens, Tuscan Bronze Squirrel Trim



#### 6255 Soft Square, Frost Curve Glass Lens, Self-flange - Showerlight

OD: 7-1/4" [183mm]

6255WH=Frost Curve Glass Lens with Reflector, White Plastic Trim

6255SN=Frost Curve Glass Lens with Reflector, Satin Nickel Plastic Trim

6255TBZ=Frost Curve Glass Lens with Reflector, Tuscan Bronze Plastic Trim

### Open, Splay & Wall Wash



#### 300 Open Trim with Fixed Socket Bracket, Self-flange

OD: 7-1/4" [183mm]

300P=Self-flange with White Open Trim

300SN=Self-flange with Satin Nickel Open Trim

300TBZ=Self-flange with Tuscan Bronze Open Trim



#### 327 White Splay Trim with Fixed Socket Bracket, Self-flange

OD: 7-3/4" [197mm]

327P=White Splay Trim with Socket Bracket



#### 328 White Splay Trim

OD: 7-3/4" [197mm]

328P=White Splay Trim



#### 430 Wall Wash with Baffle & Full Reflector

OD: 7-1/4" [183mm]

430W=White Baffle, with Upper Reflector, White Trim

430P=Black Baffle, with Upper Reflector, White Trim

### Accessories

#### Designer Finish Trim Rings

TRM6C=Chrome

TRM6SN=Satin Nickel

TRM6TBZ=Tuscan Bronze

TRM6MB=Black Metal

TRM7MB=Black plastic

Metal 7 1/4" OD. Compatible with 310\*, 312\*, 376, 378, 400, 404, 405, 410, 416, 419, 420, 424, 425, 426\*, 429\*, 455CG, 455SC, 456P, 456W, 477, 478, 1412, 1416, 1475.

#### Oversized Trim Rings

OT400P=6" ID x 9-1/4" OD, Oversized white metal trim ring for designated 6" trims.

OT403P=6" ID x 8" OD, Oversized glossy white plastic trim ring for designated 6" trims.

#### H930 R/PAR Lamp Aiming Accessory

H930=For H7T, H7RT, H7ICT, H7ICAT, H7RICT, H7RICAT housings with 310 and 426 trims. Allows lamp to be aimed up to 30° from vertical and rotated 358°. See housing-trim selection for lamp listings.

\*Originally supplied with TRM6P white metal trim rings. All others are supplied with white plastic trim rings.

\*Outdoor rated lamp only (purchase separately)

**Description**

The H7 recessed housing is the standard in the industry for both light commercial and residential applications. H7 series features full-frame design, robust construction, feed-through listing, Got Nail! bar hangers; and may support use of higher wattage lamps. A wide variety of trims allows a number of different lighting effects to be created with one basic housing. H7ICAT is for installations where the housing will be in direct contact with insulation,\* and its Air-Tite design will also meet restricted air flow code requirements. May be retrofit with compatible Halo LED lighting systems.

Catalog #		Type
Project		
Comments		Date
Prepared by		

**Specification Features**

**Housing**

- Single wall aluminum housing
- Aluminum construction for greater heat dissipation
- Sealed and gasketed for Air-Tite™ ready installation
- Designed for insulated ceilings in direct contact with insulation\* (May also be installed in non-insulated ceilings)

**Socket Plate**

- Rigid socket plate adjusts and locks without tools for various lamp sizes
- Socket plate and bracket may be removed when using socket supporting trims

**Plaster Frame**

- Housing adjusts in plaster frame to accommodate up to 1" ceiling thickness
- Galvanized steel construction
- Plaster frame features include:
  - Regressed locking screw for securing hanger bars
  - Cutouts for easily crimping hanger bars in position
  - Halo name embossed on plaster frame
  - The housing may be removed from plaster frame to provide access to the junction box
  - Pre-installed Air-Tite ready ceiling contact gasket

**Got Nail!™ Bar Hanger Bracket**

Bar Hanger Features include:

- Pre-installed nail easily installs into regular lumber, engineered lumber and laminated beams
- Safety and guidance system prevents snagging, ensures smooth straight nail penetration and allows bar hangers to be easily removed if necessary
- Automatic leveling flange aligns the housing and lets you hold the housing in place with one hand while driving nails

- Five additional mounting points
- Mounting point on top for hanger wire connection
- Integral T-bar clips snaps onto T-bars - no additional clips required

**q-Channel bars with Pass-N-Thru™**

- q-Channel bars feature an unique inverted "q" interlocking channel for rigidity and stability
- Pass-N-Thru™ feature allows bars to cross-over for tool-less shortening in tight spaces less than 12" without removing from the plaster frame. Push bars together and flex at score hole break points
- Housing can be positioned at any point within 24" joist span
- Bar hangers may be repositioned 90° on the frame

**Slide-N-Side™ Junction Box**

Junction box features include:

- Slide-N-Side™ connectors allow non-metallic sheathed cable for both U.S. and Canada to be installed without tools and without removing knockouts
- Allows wiring connections to be made outside the junction box
- Simply insert the cable directly into the trap after connections are made
- accommodates the following standard non-metallic sheathed cable types: (US) #14/2, #14/3, #12/2, #12/3 (Canada) #14/2, #14/3, #12/2
- Positioned to accommodate straight conduit runs
- Seven 1/2" trade size conduit knockouts with true pry-out slots
- cULus Listed 26 in3 box volume
- Listed for through branch (8) No. 12 AWG branch circuit 90° C conductors through the box

**Quick Connect™**

- Three 4-port push-in "Quick

- Connect" wire nuts included in junction box
- Speed installation and increase reliability
- No additional wire nuts required
- Simply strip and insert supply wires

**Socket**

- Porcelain socket with nickel plated brass screw shell
- Snap-in springs secure socket to socket plate, and may be detached when using socket supporting trims
- Overspray protector included

**Thermal Protector**

Self resetting thermal protector deactivates fixture if overheating occurs due to improper lamping or misapplied insulation

**Trims**

Halo Fit-All concept offers multiple trim options in a variety of design styles, and functional beam distributions to control beam angle and lumen delivery in accommodating various lamp types including Halogen, CFL and LED

**Compliance**

- cULus Listed 1598 Luminaire
- cULus Listed Damp Location
- cULus Listed for Wet Location, covered ceiling, with select trims
- cULus Listed for direct contact with insulation and combustible material\*
- cULus Listed for feed through
- Air-Tite code compliant. Certified under ASTM E283; not exceeding 2.0 cfm (0.944 L/s) air leakage rate tested at a 1.57 psf (75 Pa) pressure differential.
- RoHS compliant

\*Not to be used in direct contact with spray foam insulation (Consult NEMA LSD57-2013)



**H7ICAT**

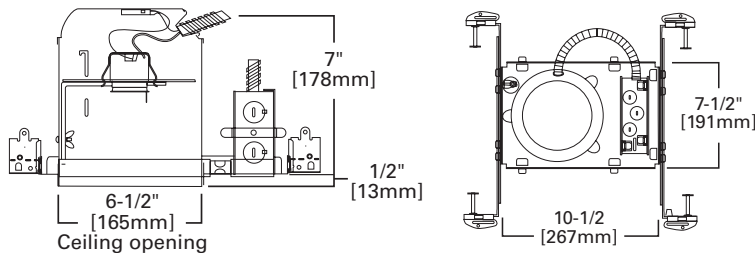
**6" IC, New Construction, 120V**

**FOR USE IN INSULATED CEILINGS**

**FOR DIRECT CONTACT WITH INSULATION\***



**Dimensions**



**Special Features**

- Got-Nail!™ bar hangers
- q-Channel bars with Pass-N-Thru™
- Slide-N-Side™ junction box
- Quick Connect™ push wire nuts
- Air-Tite™ code compliant





























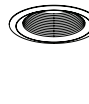


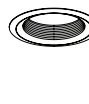


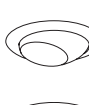



## Ordering Information

Sample Number: H7ICAT 6110WB  
Order housing, trim and lamp (by others) separately for a complete luminaire.

### Housing

H7ICAT = 6" IC, Air-tite, New Construction, 120V

### Trims

	<p><b>Reflectors</b></p> <p><b>30 Reflector, Self-flange</b> OD: 7-1/4" [184mm] 30HAT=Haze Reflector, White Trim 30RGAT=Residential Gold Reflector, White Trim 30CAT=Clear Specular Reflector, White Trim</p>		<p><b>312 Coilex® Baffle</b> OD: 7-1/4" [184mm] 312W=White Coilex Baffle and Trim 312P=Black Coilex Baffle, White Trim</p>		<p><b>78 BR/PAR30 Eyeball 30° Tilt, Self-flange</b> OD: 8" [203mm] 78P=White Eyeball and Trim 78PAT=White Eyeball and Trim, Air-Tite 78SN=Satin Nickel Eyeball and Trim 78TBZ=Tuscan Bronze Eyeball and Trim</p>
	<p><b>30SBAT Reflector, Self-flange</b> OD: 7-1/4" [184mm] 30SBAT=Black Specular Reflector, Self-flange</p>		<p><b>353 Metal Baffle</b> OD: 7-1/4" [184mm] 353SN=Satin Nickel Baffle and Trim 353TBZ=Tuscan Bronze Baffle and Trim</p>		<p><b>376 PAR30 Regressed Gimbal 30° Tilt, Self-flange</b> OD: 7-1/4" [184mm] 376W=White Baffle and Trim 376P=Black Baffle and White Trim</p>
	<p><b>404 Specular Reflector</b> OD: 7-1/4" [184mm] 404C=Clear Specular Reflector, White Trim 404H=Haze Reflector, White Trim 404SN=Satin Nickel Reflector and Trim 404TBZ=Tuscan Bronze Reflector and Trim</p>		<p><b>6100 Tapered Metal Baffle with (2) Trim Rings</b> OD: 7-1/8" [181mm] 6100WB=White Baffle, Narrow and Wide White Trims (included) 6100BB=Black Baffle, Narrow and Wide White Trims (included)</p>		<p><b>378 PAR30 Regressed Gimbal with Splay 25° Tilt, Self-flange</b> OD: 7-1/4" [184mm] 378P=White Splay and Trim 378=Clear Specular Splay and White Trim</p>
	<p><b>426 Reflector Cone</b> OD: 7-1/4" [184mm] 426=Clear Specular Reflector Cone, White Trim 426MB=Black Specular Reflector Cone, White Trim 426H=Haze Reflector Cone, White Trim 426SN=Satin Nickel Reflector Cone and Trim 426TBZ=Tuscan Bronze Reflector Cone and Trim</p>		<p><b>6101 Straight Metal Baffle with (2) Trim Rings</b> OD: 7-1/8" [181mm] 6101WB=White Baffle, Narrow and Wide White Trims (included) 6101BB=Black Baffle, Narrow and Wide White Trims (included)</p>		<p><b>420 BR/PAR30 Regressed Eyeball 30° Tilt, Self-flange</b> OD: 7-1/4" [184mm] 420W=White Eyeball, Baffle and Trim 420P=White Eyeball, Black Baffle, White Trim</p>
	<p><b>429 Dayform White Cone</b> OD: 7-1/4" [184mm] 429P=White Reflector and Trim</p>		<p><b>6102 Tapered Metal Baffle, Self-flange</b> OD: 7-3/4" [197mm] 6102WB=White Baffle and Trim 6102BB=Black Baffle, White Trim</p>		<p><b>478 PAR38 Adjustable Regressed Gimbal with Splay 25° Tilt, Self-flange</b> OD: 7-1/4" [184mm] 478P=White Splay and Trim</p>
	<p><b>4041 White Reflector, Self-flange</b> OD: 7-1/4" [184mm] 4041P=White Reflector and Trim</p>		<p><b>6103 Straight Metal Baffle, Self-flange</b> OD: 7-3/4" [197mm] 6103WB=White Baffle and Trim 6103BB=Black Baffle, White Trim</p>		<p><b>6130 BR/PAR30 Eyeball 35° Tilt, Self-flange</b> OD: 7-3/4" [197mm] 6130WH=White Eyeball and Trim</p>
	<p><b>4261 White Reflector Cone, Self-flange</b> OD: 7-1/4" [184mm] 4261P=White Reflector and Trim</p>		<p><b>6108 Coilex® Straight Plastic Baffle, Self-flange</b> OD: 7-3/4" [197mm] 6108WB=White Plastic Straight Coilex Baffle, White Trim 6108BB=Black Plastic Straight Coilex Baffle, White Trim 6108BKBB=Black Plastic Straight Coilex Baffle, Black Trim</p>		<p><b>6170 PAR38 Gimbal 25° Tilt, Self-flange</b> OD: 7-3/4" [197mm] 6170WH=White Gimbal and Trim 6170BK=Black Gimbal and Trim 6170SN=Satin Nickel Gimbal and Trim 6170TBZ=Tuscan Bronze Gimbal and Trim</p>
	<p><b>6106 Straight Reflector Cone, Self-flange</b> OD: 7-3/4" [197mm] 6106SC=Specular Reflector, White Trim</p>		<p><b>6109 Coilex® Tapered Baffle, Self-flange</b> OD: 7-3/4" [197mm] 6109WB=White Tapered Coilex Baffle, White Trim 6109BB=Black Tapered Coilex Baffle, White Trim 6109BKBB=Black Tapered Coilex Baffle, Black Trim</p>		<p><b>6215 PAR30 Double Gimbal 35°-50° Tilt, Self-flange</b> OD: 7-3/4" [197mm] 6215WH=White Gimbal and Trim 6215BK=Black Gimbal and Trim 6215SN=Satin Nickel Gimbal and Trim 6215TBZ=Tuscan Bronze Gimbal and Trim</p>
	<p><b>6107 Tapered Reflector, Self-flange</b> OD: 7-3/4" [197mm] 6107SC=Specular Reflector, White Trim</p>		<p><b>6110 Perfex Baffle, Self-flange</b> OD: 7-3/4" [197mm] 6110WB=White Perfex Baffle and Trim 6110BB=Black Perfex Baffle, White Trim 6110BKBB=Black Perfex Baffle and Trim</p>		<p><b>6222 Regressed PAR30 Adjustable 45° Tilt, Self-flange</b> OD: 7-3/4" [197mm] 6222WB=White Baffle and Trim 6222BB=Black Baffle and Trim 6222SC=Specular Clear Reflector, White Trim 6222H=Haze Reflector, White Trim</p>
	<p><b>6120 Full Cone Reflector, Self-flange</b> OD: 7-3/4" [197mm] 6120WH=White Reflector and Trim 6120SN=Satin Nickel Reflector and Trim 6120TBZ=Tuscan Bronze Reflector and Trim</p>		<p><b>6125 Full Cone Baffle, Self-flange</b> OD: 7-3/4" [197mm] 6125WB=White Baffle and Trim 6125BB=Black Baffle, White Trim 6125BKBB=Black Baffle and Trim</p>		<p><b>Lenses &amp; Wet Location Showerlights</b></p> <p><b>170 Albalite Lens with Reflector</b> OD: 8" [203mm] 170P=Frosted Albalite Glass Lens, White Trim 170PS=Frosted Albalite Glass Lens, White Plastic Trim, Showerlight, Air-Tite</p>
	<p><b>6121 Shallow Full Cone Reflector, Self-flange</b> OD: 7-3/4" [197mm] 6121WH=White Reflector and Trim</p>		<p><b>6126 Shallow Full Cone Baffle, Self-flange</b> OD: 7-3/4" [197mm] 6126WB=White Baffle and Trim 6126BB=Black Baffle, White Trim</p>		<p><b>171 Drop Opal Lens with Reflector</b> OD: 8" [203mm] 171P=Drop Opal Glass Lens, White Trim 171PS=Drop Opal Glass Lens, White Plastic Trim, Showerlight, Air-Tite</p>
	<p><b>30 Baffle, Self-flange</b> OD: 7-1/4" [184mm] 30WAT=White Baffle, Reflector and Trim 30WATH=White Baffle, Clear Reflector and White Trim 30PAT=Black Baffle, Clear Reflector and White Trim 30SNAT=Satin Nickel Baffle, Reflector and Trim 30TBZAT=Tuscan Bronze Baffle, Reflector and Trim</p>		<p><b>Adjustable - Eyeballs &amp; Gimbals</b></p> <p><b>74 PAR30 Eyeball 30° Tilt, Self-flange</b> OD: 8" [203mm] 74P=White Eyeball and Trim</p>		<p><b>172 Dome Lens with Reflector</b> OD: 7-3/4" [197mm] 172PS=Frosted Glass Dome, White Plastic Trim 172SNS=Frosted Glass Dome, Satin Nickel Plastic Trim 172TBZS=Frosted Glass Dome, Tuscan Bronze Plastic Trim</p>
	<p><b>310 Coilex® Baffle</b> OD: 7-1/4" [184mm] 310W=White Coilex Baffle and Trim 310P=Black Coilex Baffle, White Trim 310SN=Black Coilex Baffle, Satin Nickel Trim 310TBZ=Black Coilex Baffle, Tuscan Bronze Trim</p>		<p><b>76 PAR38 Gimbal 30° Tilt, Self-flange</b> OD: 8" [203mm] 76P=White Gimbal and Trim</p>		

continued

\*Outdoor rated lamp only (purchase separately)

## Ordering Information

Sample Number: H7ICAT 6110WB

Order housing, trim and lamp (by others) separately for a complete luminaire.

## Housing

H7ICAT = 6" IC, Air-tite, New Construction, 120V

## Trims

### Lenses & Wet Location Showerlights



#### 173 Fresnel Lens with Reflector

OD: 8" [203mm]

173P=Fresnel Glass Lens, White Trim

173PS=Fresnel Glass Lens, White Plastic Trim, Showerlight, Air-Tite



#### 6145 Open Wet Location, Shallow Reflector, Self-flange - Showerlight\*

OD: 7-3/4" [197mm]

6145WH=White Reflector and Trim

6145SN=Satin Nickel Reflector and Trim

6145TBZ=Tuscan Bronze Reflector and Trim



#### 6146 Open Wet Location, Full Reflector, Self-flange - Showerlight\*

OD: 7-3/4" [197mm]

6146WH=White Reflector and Trim

6146SN=Satin Nickel Reflector and Trim

6146TBZ=Tuscan Bronze Reflector and Trim



#### 6150 Frost Dome Glass Lens, Self-flange

OD: 7-3/4" [197mm]

6150WH=Frost Dome Glass Lens with Reflector, White Plastic Trim

6150SN=Frost Dome Glass Lens with Reflector, Satin Nickel Plastic Trim

6150TBZ=Frost Dome Glass Lens with Reflector, Tuscan Bronze Plastic Trim



#### 6162 Drop Opal Plastic Lens, Self-flange - Showerlight

OD: 7-3/4" [197mm]

6162WH=Drop Opal Plastic Lens with Reflector, White Plastic Trim



#### 6230 Squirrel Frost Glass Lens, Metal Trim - Showerlight

OD: 7-1/4" [183mm]

6230AH=Frost Glass Lens, Aluminum Haze Squirrel Trim

6230PN=Frost Glass Lens, Polished Nickel Squirrel Trim

6230SN=Frost Glass Lens, Satin Nickel Squirrel Trim

6230TBZ=Frost Glass Lens, Tuscan Bronze Squirrel Trim



#### 6255 Soft Square, Frost Curve Glass Lens, Self-flange - Showerlight

OD: 7-1/4" [183mm]

6255WH=Frost Curve Glass Lens with Reflector, White Plastic Trim

6255SN=Frost Curve Glass Lens with Reflector, Satin Nickel Plastic Trim

6255TBZ=Frost Curve Glass Lens with Reflector, Tuscan Bronze Plastic Trim

### Open, Splay & Wall Wash



#### 300 Open Trim with Fixed Socket Bracket, Self-flange

OD: 7-1/4" [183mm]

300P=Self-flange with White Open Trim

300SN=Self-flange with Satin Nickel Open Trim

300TBZ=Self-flange with Tuscan Bronze Open Trim



#### 327 White Splay Trim with Fixed Socket Bracket, Self-flange

OD: 7-3/4" [197mm]

327P=White Splay Trim with Socket Bracket



#### 328 White Splay Trim

OD: 7-3/4" [197mm]

328P=White Splay Trim



#### 430 Wall Wash with Baffle & Full Reflector

OD: 7-1/4" [183mm]

430W=White Baffle, with Upper Reflector, White Trim

430P=Black Baffle, with Upper Reflector, White Trim

### Accessories

#### Designer Finish Trim Rings

TRM6C=Chrome

TRM6SN=Satin Nickel

TRM6TBZ=Tuscan Bronze

TRM6MB=Black Metal

TRM7MB=Black plastic

Metal 7 1/4" OD. Compatible with 310\*, 312\*, 376,

378, 400, 404, 405, 410, 416, 419, 420, 424, 425,

426\*, 429\*, 455CG, 455SC, 456P, 456W, 477, 478,

1412, 1416, 1475.

#### Oversized Trim Rings

OT400P=6" ID x 9-1/4" OD, Oversized white metal

trim ring for designated 6" trims.

OT403P=6" ID x 8" OD, Oversized glossy white

plastic trim ring for designated 6" trims.

#### H930 R/PAR Lamp Aiming Accessory

H930=For H7T, H7RT, H7ICT, H7ICAT, H7RICT,

H7RICAT housings with 310 and 426 trims. Allows

lamp to be aimed up to 30° from vertical and

rotated 358°. See housing-trim selection for lamp

listings.

\*Originally supplied with TRM6P white metal trim

rings. All others are supplied with white plastic

trim rings.

\*Outdoor rated lamp only (purchase separately)