

**Description**

The H7 recessed housing is the standard in the industry for both light commercial and residential applications. H7 series features full-frame design, robust construction, feed-through listing, Got Nail! bar hangers; and may support use of higher wattage lamps. A wide variety of trims allows a number of different lighting effects to be created with one basic housing. H7ICATNB is for installations where the housing will be in direct contact with insulation\*, and its Air-Tite design will also meet restricted air flow code requirements. May be retrofit with compatible Halo LED lighting systems. The H7ICATNB can save installation time. It is designed without a socket plate for use with socket supporting trims only. With these trims there is no need to spend time removing the socket plate and the fixed lamp position of socket supporting trims saves on lamp adjustment time too.

Catalog #		Type
Project		
Comments		Date
Prepared by		

**Specification Features**

**Housing**

- Single wall aluminum housing
- Aluminum construction for greater heat dissipation
- Sealed and gasketed for Air-Tite™ ready installation
- Designed for insulated ceilings in direct contact with insulation\* (May also be installed in non-insulated ceilings)

**Plaster Frame**

- Housing adjusts in plaster frame to accommodate up to 1" ceiling thickness
- Galvanized steel construction
- Plaster frame features include:
  - Regressed locking screw for securing hanger bars
  - Cutouts for easily crimping hanger bars in position
  - Halo name embossed on plaster frame
  - The housing may be removed from plaster frame to provide access to the junction box
  - Pre-installed Air-Tite ready ceiling contact gasket

**Got Nail!™ Bar Hanger Bracket**

- Bar Hanger Features include:
- Pre-installed nail easily installs in regular lumber, engineered lumber and laminated beams
  - Safety and guidance system prevents snagging, ensures smooth straight nail penetration and allows bar hangers to be easily removed if necessary
  - Automatic leveling flange aligns the housing and lets you hold the housing in place with one hand while driving nails
  - Five additional mounting points
  - Mounting point on top for hanger wire connection
  - Integral T-bar clips snaps onto T-bars -

no additional clips required

**q-Channel bars with Pass-N-Thru™**

- q-Channel bars feature an unique inverted "q" interlocking channel for rigidity and stability
- Pass-N-Thru™ feature allows bars to cross-over for tool-less shortening in tight spaces less than 12" without removing from the plaster frame. Push bars together and flex at score hole break points
- Housing can be positioned at any point within 24" joist span
- Bar hangers may be repositioned 90° on the frame

**Slide-N-Side™ Junction Box**

- Junction box features include:
- Slide-N-Side™ connectors allow non-metallic sheathed cable for both U.S. and Canada to be installed without tools and without removing knockouts
    - Allows wiring connections to be made outside the junction box
    - Simply insert the cable directly into the trap after connections are made
    - accommodates the following standard non-metallic sheathed cable types: (US) #14/2, #14/3, #12/2, #12/3 (Canada) #14/2, #14/3, #12/2
  - Positioned to accommodate straight conduit runs
  - Seven 1/2" trade size conduit knockouts with true pry-out slots
  - cULus Listed 26 in3 box volume
  - Listed for through branch (8) No. 12 AWG branch circuit 90° C conductors through the box

**Quick Connect™**

- Three 4-port push-in "Quick Connect" wire nuts included in junction box

- Speed installation and increase reliability
- No additional wire nuts required
- Simply strip and insert supply wires

**Socket**

- Porcelain socket with nickel plated brass screw shell
- Snap-in springs secure socket to socket plate, and may be detached when using socket supporting trims
- Overspray protector included

**Thermal Protector**

Self resetting thermal protector deactivates fixture if overheating occurs due to improper lamping or misapplied insulation

**Trims**

Halo Fit-All concept offers multiple trim options in a variety of design styles, and functional beam distributions to control beam angle and lumen delivery in accommodating various lamp types including Halogen, CFL and LED

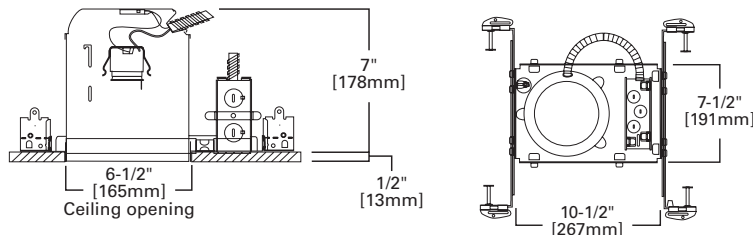
**Compliance**

- cULus Listed 1598 Luminaire
- cULus Listed Damp Location
- cULus Listed for Wet Location, covered ceiling, with select trims
- cULus Listed for direct contact with insulation and combustible material\*
- cULus Listed for feed through
- Air-Tite code compliant. Certified under ASTM E283; not exceeding 2.0 cfm (0.944 L/s) air leakage rate tested at a 1.57 psf (75 Pa) pressure differential
- RoHS compliant

\*Not to be used in direct contact with spray foam insulation (Consult NEMA LSD57-2013)



**Dimensions**



**H7ICATNB**

**6" IC, New Construction Housing, No Socket Bracket, 120V**

**FOR USE IN INSULATED CEILINGS**

**FOR DIRECT CONTACT WITH INSULATION\***

**Special Features**

- Got-Nail!™ bar hangers
- q-Channel bars with Pass-N-Thru™
- Slide-N-Side™ junction box
- Quick Connect™ push wire nuts
- Air-Tite™ code compliant































**Ordering Information**

Sample Number: H7ICATNB 6110WB  
 Order housing, trim and lamp (by others) separately for a complete luminaire.

**Housing**

H7ICATNB = 6" IC, Air-Tite, New Construction Housing, No Socket Bracket, 120V

**Trims**

Reflectors	
	<b>30 Reflector, Self-flange</b> OD: 7-1/4" [184mm] 30HAT=Haze Reflector, White Trim 30RGAT=Residential Gold Reflector, White Trim 30CAT=Clear Specular Reflector, White Trim
	<b>30SBAT Reflector, Self-flange</b> OD: 7-1/4" [184mm] 30SBAT=Black Specular Reflector, Self-flange
	<b>404 Specular Reflector</b> OD: 7-1/4" [184mm] 404C=Clear Specular Reflector, White Trim 404H=Haze Reflector, White Trim 404SN=Satin Nickel Reflector and Trim 404TBZ=Tuscan Bronze Reflector and Trim
	<b>4041 White Reflector, Self-flange</b> OD: 7-1/4" [184mm] 4041P=White Reflector and Trim
	<b>6120 Full Cone Reflector, Self-flange</b> OD: 7-3/4" [197mm] 6120WH=White Reflector and Trim 6120SN=Satin Nickel Reflector and Trim 6120TBZ=Tuscan Bronze Reflector and Trim
	<b>6121 Shallow Full Cone Reflector, Self-flange</b> OD: 7-3/4" [197mm] 6121WH=White Reflector and Trim
<b>Baffles</b>	
	<b>30 Baffle, Self-flange</b> OD: 7-1/4" [184mm] 30WAT=White Baffle, Reflector and Trim 30WATH=White Baffle, Clear Reflector and White Trim 30PAT=Black Baffle, Clear Reflector and White Trim 30SNAT=Satin Nickel Baffle, Reflector and Trim 30TBZAT=Tuscan Bronze Baffle, Reflector and Trim
	<b>6125 Full Cone Baffle, Self-flange</b> OD: 7-3/4" [197mm] 6125WB=White Baffle and Trim 6125BB=Black Baffle, White Trim 6125BKBB=Black Baffle and Trim
	<b>6126 Shallow Full Cone Baffle, Self-flange</b> OD: 7-3/4" [197mm] 6126WB=White Baffle and Trim 6126BB=Black Baffle, White Trim
<b>Adjustable - Eyeballs &amp; Gimbals</b>	
	<b>74 PAR30 Eyeball 30° Tilt, Self-flange</b> OD: 8" [203mm] 74P=White Eyeball and Trim
	<b>76 PAR38 Gimbal 30° Tilt, Self-flange</b> OD: 8" [203mm] 76P=White Gimbal and Trim
	<b>78 BR/PAR30 Eyeball 30° Tilt, Self-flange</b> OD: 8" [203mm] 78P=White Eyeball and Trim 78PAT=White Eyeball and Trim, Air-Tite 78SN=Satin Nickel Eyeball and Trim 78TBZ=Tuscan Bronze Eyeball and Trim
	<b>376 PAR30 Regressed Gimbal 30° Tilt, Self-flange</b> OD: 7-1/4" [184mm] 376W=White Baffle and Trim 376P=Black Baffle and White Trim
	<b>378 PAR30 Regressed Gimbal with Splay 25° Tilt, Self-flange</b> OD: 7-1/4" [184mm] 378P=White Splay and Trim 378=Clear Specular Splay and White Trim
	<b>420 BR/PAR30 Regressed Eyeball 30° Tilt, Self-flange</b> OD: 7-1/4" [184mm] 420W=White Eyeball, Baffle and Trim 420P=White Eyeball, Black Baffle, White Trim
	<b>478 PAR38 Adjustable Regressed Gimbal with Splay 25° Tilt, Self-flange</b> OD: 7-1/4" [184mm] 478P=White Splay and Trim
	<b>6130 BR/PAR30 Eyeball 35° Tilt, Self-flange</b> OD: 7-3/4" [197mm] 6130WH=White Eyeball and Trim
	<b>6170 PAR38 Gimbal 25° Tilt, Self-flange</b> OD: 7-3/4" [197mm] 6170WH=White Gimbal and Trim 6170BK=Black Gimbal and Trim 6170SN=Satin Nickel Gimbal and Trim 6170TBZ=Tuscan Bronze Gimbal and Trim
	<b>6215 PAR30 Double Gimbal 35°-50° Tilt, Self-flange</b> OD: 7-3/4" [197mm] 6215WH=White Gimbal and Trim 6215BK=Black Gimbal and Trim 6215SN=Satin Nickel Gimbal and Trim 6215TBZ=Tuscan Bronze Gimbal and Trim
	<b>6222 Regressed PAR30 Adjustable 45° Tilt, Self-flange</b> OD: 7-3/4" [197mm] 6222WB=White Baffle and Trim 6222BB=Black Baffle and Trim 6222SC=Specular Clear Reflector, White Trim 6222H=Haze Reflector, White Trim
<b>Lenses &amp; Wet Location Showerlights</b>	
	<b>170 Albalite Lens with Reflector</b> OD: 8" [203mm] 170P=Frosted Albalite Glass Lens, White Trim 170PS=Frosted Albalite Glass Lens, White Plastic Trim, Showerlight, Air-Tite
	<b>171 Drop Opal Lens with Reflector</b> OD: 8" [203mm] 171P=Drop Opal Glass Lens, White Trim 171PS=Drop Opal Glass Lens, White Plastic Trim, Showerlight, Air-Tite
	<b>172 Dome Lens with Reflector</b> OD: 7-3/4" [197mm] 172PS=Frosted Glass Dome, White Plastic Trim 172SNS=Frosted Glass Dome, Satin Nickel Plastic Trim 172TBZS=Frosted Glass Dome, Tuscan Bronze Plastic Trim
	<b>173 Fresnel Lens with Reflector</b> OD: 8" [203mm] 173P=Fresnel Glass Lens, White Trim 173PS=Fresnel Glass Lens, White Plastic Trim, Showerlight, Air-Tite
	<b>6145 Open Wet Location, Shallow Reflector, Self-flange - Showerlight*</b> OD: 7-3/4" [197mm] 6145WH=White Reflector and Trim 6145SN=Satin Nickel Reflector and Trim 6145TBZ=Tuscan Bronze Reflector and Trim
	<b>6146 Open Wet Location, Full Reflector, Self-flange - Showerlight*</b> OD: 7-3/4" [197mm] 6146WH=White Reflector and Trim 6146SN=Satin Nickel Reflector and Trim 6146TBZ=Tuscan Bronze Reflector and Trim
	<b>6150 Frost Dome Glass Lens, Self-flange</b> OD: 7-3/4" [197mm] 6150WH=Frost Dome Glass Lens with Reflector, White Plastic Trim 6150SN=Frost Dome Glass Lens with Reflector, Satin Nickel Plastic Trim 6150TBZ=Frost Dome Glass Lens with Reflector, Tuscan Bronze Plastic Trim
	<b>6162 Drop Opal Plastic Lens, Self-flange - Showerlight</b> OD: 7-3/4" [197mm] 6162WH=Drop Opal Plastic Lens with Reflector, White Plastic Trim
	<b>6230 Squirrelle Frost Glass Lens, Metal Trim - Showerlight</b> OD: 7-1/4" [183mm] 6230AH=Frost Glass Lens, Aluminum Haze Squirrelle Trim 6230PN=Frost Glass Lens, Polished Nickel Squirrelle Trim 6230SN=Frost Glass Lens, Satin Nickel Squirrelle Trim 6230TBZ=Frost Glass Lens, Tuscan Bronze Squirrelle Trim
	<b>6255 Soft Square, Frost Curve Glass Lens, Self-flange - Showerlight</b> OD: 7-1/4" [183mm] 6255WH=Frost Curve Glass Lens with Reflector, White Plastic Trim 6255SN=Frost Curve Glass Lens with Reflector, Satin Nickel Plastic Trim 6255TBZ=Frost Curve Glass Lens with Reflector, Tuscan Bronze Plastic Trim

continued

\*Outdoor rated lamp only (purchase separately)

## Ordering Information

**Sample Number:** H7ICATNB 6110WB

Order housing, trim and lamp (by others) separately for a complete luminaire.

## Housing

**H7ICATNB** = 6" IC, Air-Tite, New Construction Housing, No Socket Bracket, 120V

## Trims

### Open, Splay & Wall Wash



**300 Open Trim with Fixed Socket Bracket.**

**Self-flange**

OD: 7-1/4" [183mm]

**300P**=Self-flange with White Open Trim

**300SN**=Self-flange with Satin Nickel Open Trim

**300TBZ**=Self-flange with Tuscan Bronze Open Trim



**327 White Splay Trim with Fixed Socket Bracket.**

**Self-flange**

OD: 7-3/4" [197mm]

**327P**=White Splay Trim with Socket Bracket



**430 Wall Wash with Baffle & Full Reflector**

OD: 7-1/4" [183mm]

**430W**=White Baffle, with Upper Reflector, White Trim

**430P**=Black Baffle, with Upper Reflector, White Trim

### Accessories

#### Designer Finish Trim Rings

**TRM6C**=Chrome

**TRM6SN**=Satin Nickel

**TRM6TBZ**=Tuscan Bronze

**TRM6MB**=Black Metal

**TRM7MB**=Black plastic

Metal 7 1/4" OD. Compatible with 310\*, 312\*, 376, 378, 400, 404, 405, 410, 416, 419, 420, 424, 425, 426\*, 429\*, 455CG, 455SC, 456P, 456W, 477, 478, 1412, 1416, 1475.

#### Oversized Trim Rings

**OT400P**=6" ID x 9-1/4" OD, Oversized white metal trim ring for designated 6" trims.

**OT403P**=6" ID x 8" OD, Oversized gloos white plastic trim ring for designated 6" trims.

\*Originally supplied with TRM6P white metal trim rings. All others are supplied with white plastic trim rings.

\*Outdoor rated lamp only (purchase separately)

**Description**

The H7 recessed housing is the standard in the industry for both light commercial and residential applications. H7 series features full-frame design, robust construction, feed-through listing, Got Nail! bar hangers; and may support use of higher wattage lamps. A wide variety of trims allows a number of different lighting effects to be created with one basic housing. H7ICATNB is for installations where the housing will be in direct contact with insulation\*, and its Air-Tite design will also meet restricted air flow code requirements. May be retrofit with compatible Halo LED lighting systems. The H7ICATNB can save installation time. It is designed without a socket plate for use with socket supporting trims only. With these trims there is no need to spend time removing the socket plate and the fixed lamp position of socket supporting trims saves on lamp adjustment time too.

Catalog #		Type
Project		
Comments		Date
Prepared by		

**Specification Features**

**Housing**

- Single wall aluminum housing
- Aluminum construction for greater heat dissipation
- Sealed and gasketed for Air-Tite™ ready installation
- Designed for insulated ceilings in direct contact with insulation\* (May also be installed in non-insulated ceilings)

**Plaster Frame**

- Housing adjusts in plaster frame to accommodate up to 1" ceiling thickness
- Galvanized steel construction
- Plaster frame features include:
  - Regressed locking screw for securing hanger bars
  - Cutouts for easily crimping hanger bars in position
  - Halo name embossed on plaster frame
  - The housing may be removed from plaster frame to provide access to the junction box
  - Pre-installed Air-Tite ready ceiling contact gasket

**Got Nail!™ Bar Hanger Bracket**

- Bar Hanger Features include:
- Pre-installed nail easily installs in regular lumber, engineered lumber and laminated beams
  - Safety and guidance system prevents snagging, ensures smooth straight nail penetration and allows bar hangers to be easily removed if necessary
  - Automatic leveling flange aligns the housing and lets you hold the housing in place with one hand while driving nails
  - Five additional mounting points
  - Mounting point on top for hanger wire connection
  - Integral T-bar clips snaps onto T-bars -

no additional clips required

**q-Channel bars with Pass-N-Thru™**

- q-Channel bars feature an unique inverted "q" interlocking channel for rigidity and stability
- Pass-N-Thru™ feature allows bars to cross-over for tool-less shortening in tight spaces less than 12" without removing from the plaster frame. Push bars together and flex at score hole break points
- Housing can be positioned at any point within 24" joist span
- Bar hangers may be repositioned 90° on the frame

**Slide-N-Side™ Junction Box**

- Junction box features include:
- Slide-N-Side™ connectors allow non-metallic sheathed cable for both U.S. and Canada to be installed without tools and without removing knockouts
    - Allows wiring connections to be made outside the junction box
    - Simply insert the cable directly into the trap after connections are made
    - accommodates the following standard non-metallic sheathed cable types: (US) #14/2, #14/3, #12/2, #12/3 (Canada) #14/2, #14/3, #12/2
  - Positioned to accommodate straight conduit runs
  - Seven 1/2" trade size conduit knockouts with true pry-out slots
  - cULus Listed 26 in3 box volume
  - Listed for through branch (8) No. 12 AWG branch circuit 90° C conductors through the box

**Quick Connect™**

- Three 4-port push-in "Quick Connect" wire nuts included in junction box

- Speed installation and increase reliability
- No additional wire nuts required
- Simply strip and insert supply wires

**Socket**

- Porcelain socket with nickel plated brass screw shell
- Snap-in springs secure socket to socket plate, and may be detached when using socket supporting trims
- Overspray protector included

**Thermal Protector**

Self resetting thermal protector deactivates fixture if overheating occurs due to improper lamping or misapplied insulation

**Trims**

Halo Fit-All concept offers multiple trim options in a variety of design styles, and functional beam distributions to control beam angle and lumen delivery in accommodating various lamp types including Halogen, CFL and LED

**Compliance**

- cULus Listed 1598 Luminaire
- cULus Listed Damp Location
- cULus Listed for Wet Location, covered ceiling, with select trims
- cULus Listed for direct contact with insulation and combustible material\*
- cULus Listed for feed through
- Air-Tite code compliant. Certified under ASTM E283; not exceeding 2.0 cfm (0.944 L/s) air leakage rate tested at a 1.57 psf (75 Pa) pressure differential
- RoHS compliant

\*Not to be used in direct contact with spray foam insulation (Consult NEMA LSD57-2013)



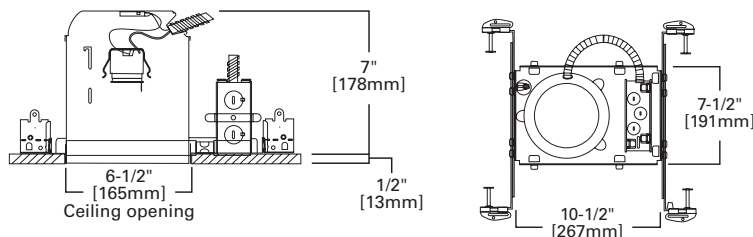
**H7ICATNB**

**6" IC, New Construction Housing, No Socket Bracket, 120V**

**FOR USE IN INSULATED CEILINGS**

**FOR DIRECT CONTACT WITH INSULATION\***

**Dimensions**



**Special Features**

- Got-Nail!™ bar hangers
- q-Channel bars with Pass-N-Thru™
- Slide-N-Side™ junction box
- Quick Connect™ push wire nuts
- Air-Tite™ code compliant































**Ordering Information**

Sample Number: H7ICATNB 6110WB  
 Order housing, trim and lamp (by others) separately for a complete luminaire.

**Housing**

H7ICATNB = 6" IC, Air-Tite, New Construction Housing, No Socket Bracket, 120V

**Trims**

Reflectors	
 <p><b>30 Reflector, Self-flange</b>                      OD: 7-1/4" [184mm]                      30HAT=Haze Reflector, White Trim                      30RGAT=Residential Gold Reflector, White Trim                      30CAT=Clear Specular Reflector, White Trim</p>	 <p><b>78 BR/PAR30 Eyeball 30° Tilt, Self-flange</b>                      OD: 8" [203mm]                      78P=White Eyeball and Trim                      78PAT=White Eyeball and Trim, Air-Tite                      78SN=Satin Nickel Eyeball and Trim                      78TBZ=Tuscan Bronze Eyeball and Trim</p>
 <p><b>30SBAT Reflector, Self-flange</b>                      OD: 7-1/4" [184mm]                      30SBAT=Black Specular Reflector, Self-flange</p>	 <p><b>376 PAR30 Regressed Gimbal 30° Tilt, Self-flange</b>                      OD: 7-1/4" [184mm]                      376W=White Baffle and Trim                      376P=Black Baffle and White Trim</p>
 <p><b>404 Specular Reflector</b>                      OD: 7-1/4" [184mm]                      404C=Clear Specular Reflector, White Trim                      404H=Haze Reflector, White Trim                      404SN=Satin Nickel Reflector and Trim                      404TBZ=Tuscan Bronze Reflector and Trim</p>	 <p><b>378 PAR30 Regressed Gimbal with Splay 25° Tilt, Self-flange</b>                      OD: 7-1/4" [184mm]                      378P=White Splay and Trim                      378=Clear Specular Splay and White Trim</p>
 <p><b>4041 White Reflector, Self-flange</b>                      OD: 7-1/4" [184mm]                      4041P=White Reflector and Trim</p>	 <p><b>420 BR/PAR30 Regressed Eyeball 30° Tilt, Self-flange</b>                      OD: 7-1/4" [184mm]                      420W=White Eyeball, Baffle and Trim                      420P=White Eyeball, Black Baffle, White Trim</p>
 <p><b>6120 Full Cone Reflector, Self-flange</b>                      OD: 7-3/4" [197mm]                      6120WH=White Reflector and Trim                      6120SN=Satin Nickel Reflector and Trim                      6120TBZ=Tuscan Bronze Reflector and Trim</p>	 <p><b>478 PAR38 Adjustable Regressed Gimbal with Splay 25° Tilt, Self-flange</b>                      OD: 7-1/4" [184mm]                      478P=White Splay and Trim</p>
 <p><b>6121 Shallow Full Cone Reflector, Self-flange</b>                      OD: 7-3/4" [197mm]                      6121WH=White Reflector and Trim</p>	 <p><b>6130 BR/PAR30 Eyeball 35° Tilt, Self-flange</b>                      OD: 7-3/4" [197mm]                      6130WH=White Eyeball and Trim</p>
<b>Baffles</b>	
 <p><b>30 Baffle, Self-flange</b>                      OD: 7-1/4" [184mm]                      30WAT=White Baffle, Reflector and Trim                      30WATH=White Baffle, Clear Reflector and White Trim                      30PAT=Black Baffle, Clear Reflector and White Trim                      30SNAT=Satin Nickel Baffle, Reflector and Trim                      30TBZAT=Tuscan Bronze Baffle, Reflector and Trim</p>	 <p><b>6170 PAR38 Gimbal 25° Tilt, Self-flange</b>                      OD: 7-3/4" [197mm]                      6170WH=White Gimbal and Trim                      6170BK=Black Gimbal and Trim                      6170SN=Satin Nickel Gimbal and Trim                      6170TBZ=Tuscan Bronze Gimbal and Trim</p>
 <p><b>6125 Full Cone Baffle, Self-flange</b>                      OD: 7-3/4" [197mm]                      6125WB=White Baffle and Trim                      6125BB=Black Baffle, White Trim                      6125BKBB=Black Baffle and Trim</p>	 <p><b>6215 PAR30 Double Gimbal 35°-50° Tilt, Self-flange</b>                      OD: 7-3/4" [197mm]                      6215WH=White Gimbal and Trim                      6215BK=Black Gimbal and Trim                      6215SN=Satin Nickel Gimbal and Trim                      6215TBZ=Tuscan Bronze Gimbal and Trim</p>
 <p><b>6126 Shallow Full Cone Baffle, Self-flange</b>                      OD: 7-3/4" [197mm]                      6126WB=White Baffle and Trim                      6126BB=Black Baffle, White Trim</p>	 <p><b>6222 Regressed PAR30 Adjustable 45° Tilt, Self-flange</b>                      OD: 7-3/4" [197mm]                      6222WB=White Baffle and Trim                      6222BB=Black Baffle and Trim                      6222SC=Specular Clear Reflector, White Trim                      6222H=Haze Reflector, White Trim</p>
<b>Adjustable - Eyeballs &amp; Gimbals</b>	
 <p><b>74 PAR30 Eyeball 30° Tilt, Self-flange</b>                      OD: 8" [203mm]                      74P=White Eyeball and Trim</p>	 <p><b>170 Albalite Lens with Reflector</b>                      OD: 8" [203mm]                      170P=Frosted Albalite Glass Lens, White Trim                      170PS=Frosted Albalite Glass Lens, White Plastic Trim, Showerlight, Air-Tite</p>
 <p><b>76 PAR38 Gimbal 30° Tilt, Self-flange</b>                      OD: 8" [203mm]                      76P=White Gimbal and Trim</p>	 <p><b>6255 Soft Square, Frost Curve Glass Lens, Self-flange - Showerlight</b>                      OD: 7-1/4" [183mm]                      6255WH=Frost Curve Glass Lens with Reflector, White Plastic Trim                      6255SN=Frost Curve Glass Lens with Reflector, Satin Nickel Plastic Trim                      6255TBZ=Frost Curve Glass Lens with Reflector, Tuscan Bronze Plastic Trim</p>
<b>Lenses &amp; Wet Location Showerlights</b>	
 <p><b>171 Drop Opal Lens with Reflector</b>                      OD: 8" [203mm]                      171P=Drop Opal Glass Lens, White Trim                      171PS=Drop Opal Glass Lens, White Plastic Trim, Showerlight, Air-Tite</p>	 <p><b>172 Dome Lens with Reflector</b>                      OD: 7-3/4" [197mm]                      172P=Frosted Glass Dome, White Plastic Trim                      172SNS=Frosted Glass Dome, Satin Nickel Plastic Trim                      172TBZS=Frosted Glass Dome, Tuscan Bronze Plastic Trim</p>
 <p><b>173 Fresnel Lens with Reflector</b>                      OD: 8" [203mm]                      173P=Fresnel Glass Lens, White Trim                      173PS=Fresnel Glass Lens, White Plastic Trim, Showerlight, Air-Tite</p>	 <p><b>6145 Open Wet Location, Shallow Reflector, Self-flange - Showerlight*</b>                      OD: 7-3/4" [197mm]                      6145WH=White Reflector and Trim                      6145SN=Satin Nickel Reflector and Trim                      6145TBZ=Tuscan Bronze Reflector and Trim</p>
 <p><b>6146 Open Wet Location, Full Reflector, Self-flange - Showerlight*</b>                      OD: 7-3/4" [197mm]                      6146WH=White Reflector and Trim                      6146SN=Satin Nickel Reflector and Trim                      6146TBZ=Tuscan Bronze Reflector and Trim</p>	 <p><b>6150 Frost Dome Glass Lens, Self-flange</b>                      OD: 7-3/4" [197mm]                      6150WH=Frost Dome Glass Lens with Reflector, White Plastic Trim                      6150SN=Frost Dome Glass Lens with Reflector, Satin Nickel Plastic Trim                      6150TBZ=Frost Dome Glass Lens with Reflector, Tuscan Bronze Plastic Trim</p>
 <p><b>6162 Drop Opal Plastic Lens, Self-flange - Showerlight</b>                      OD: 7-3/4" [197mm]                      6162WH=Drop Opal Plastic Lens with Reflector, White Plastic Trim</p>	 <p><b>6230 Squirrelle Frost Glass Lens, Metal Trim - Showerlight</b>                      OD: 7-1/4" [183mm]                      6230AH=Frost Glass Lens, Aluminum Haze Squirrelle Trim                      6230PN=Frost Glass Lens, Polished Nickel Squirrelle Trim                      6230SN=Frost Glass Lens, Satin Nickel Squirrelle Trim                      6230TBZ=Frost Glass Lens, Tuscan Bronze Squirrelle Trim</p>

continued

\*Outdoor rated lamp only (purchase separately)

## Ordering Information

**Sample Number:** H7ICATNB 6110WB

Order housing, trim and lamp (by others) separately for a complete luminaire.

## Housing

**H7ICATNB** = 6" IC, Air-Tite, New Construction Housing, No Socket Bracket, 120V

## Trims

### Open, Splay & Wall Wash



**300 Open Trim with Fixed Socket Bracket.**

**Self-flange**

OD: 7-1/4" [183mm]

**300P**=Self-flange with White Open Trim

**300SN**=Self-flange with Satin Nickel Open Trim

**300TBZ**=Self-flange with Tuscan Bronze Open Trim



**327 White Splay Trim with Fixed Socket Bracket.**

**Self-flange**

OD: 7-3/4" [197mm]

**327P**=White Splay Trim with Socket Bracket



**430 Wall Wash with Baffle & Full Reflector**

OD: 7-1/4" [183mm]

**430W**=White Baffle, with Upper Reflector, White Trim

**430P**=Black Baffle, with Upper Reflector, White Trim

### Accessories

#### Designer Finish Trim Rings

**TRM6C**=Chrome

**TRM6SN**=Satin Nickel

**TRM6TBZ**=Tuscan Bronze

**TRM6MB**=Black Metal

**TRM7MB**=Black plastic

Metal 7 1/4" OD. Compatible with 310\*, 312\*, 376, 378, 400, 404, 405, 410, 416, 419, 420, 424, 425, 426\*, 429\*, 455CG, 455SC, 456P, 456W, 477, 478, 1412, 1416, 1475.

#### Oversized Trim Rings

**OT400P**=6" ID x 9-1/4" OD, Oversized white metal trim ring for designated 6" trims.

**OT403P**=6" ID x 8" OD, Oversized gloos white plastic trim ring for designated 6" trims.

\*Originally supplied with TRM6P white metal trim rings. All others are supplied with white plastic trim rings.

\*Outdoor rated lamp only (purchase separately)