

Straight Blade Devices
 20A, 125V, 2 Pole, 3 Wire Grounding
 Insulgrip Plug

HUBBELL

Features

- Ribbed nylon housing is impact and chemical resistant
- VARI-SIZE adjustable cord clamp
- Fast lead assembly screws
- Beveled housing prevents snagging

Ordering Information

Description	Cord Diameter	UPC	Catalog Number
Black and white nylon	.230"-.720"(5.8-18.3)	783585173955	HBL5366C



Listings

UL Listed to UL498 File E1706
 CSA Certified to C22.2 No. 42 File 280
 Fed. Spec. W-C596G
 NEMA® WD-6 Compliant

Specifications

Housing/Cord Clamp	Nylon
Blade Holder	Nylon
Terminal Retainer	Clear Polycarbonate
Blades	.060 in. (1.5) Brass
Terminal Screws	#8-32 Brass , multiple drive
Terminal Clamp	Nickel plated steel
Assembly Screws	Nickel plated steel

Performance

Electrical

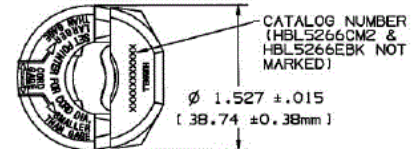
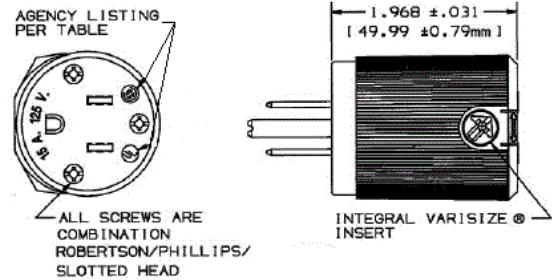
Current Interrupting	Certified for current interrupting at full rated current
Dielectric Voltage	Withstands 2,000V minimum

Mechanical

Cord Accomodation	.230"-.720"(5.8-18.3)
Terminal Accommodation	#18-10 AWG. Standed copper wire only
Terminal Identification	Terminals identified in accordance with UL 498 and CSA

Environmental

Flammability	UL 94 HB or better
IP Suitability	IP20
Operating Temperatures	Maximum continuous 75°C; minimum -40°C (w/o impact)



Accessories

Weatherproof Boot	HBL6017
-------------------	---------

Resources

Customer Use Drawing
 eCatalog

Dimensions in Inches (mm)

Hubbell Wiring Device-Kellems • Hubbell Incorporated (Delaware) • 40 Waterview Drive • Shelton, CT 06484

Phone (800) 288-6000 • Fax (800) 255-1031 • Specifications subject to change without notice.



Straight Blade Devices
 20A, 125V, 2 Pole, 3 Wire Grounding
 Insulgrip Plug



Features

- Ribbed nylon housing is impact and chemical resistant
- VARI-SIZE adjustable cord clamp
- Fast lead assembly screws
- Beveled housing prevents snagging

Ordering Information

Description	Cord Diameter	UPC	Catalog Number
Black and white nylon	.230"-.720"(5.8-18.3)	783585173955	HBL5366C



Listings

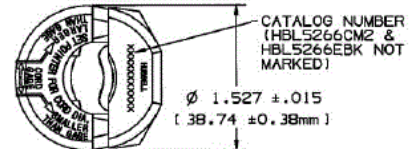
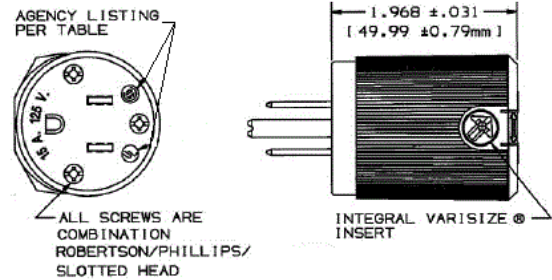
UL Listed to UL498 File E1706
 CSA Certified to C22.2 No. 42 File 280
 Fed. Spec. W-C596G
 NEMA® WD-6 Compliant

Specifications

Housing/Cord Clamp	Nylon
Blade Holder	Nylon
Terminal Retainer	Clear Polycarbonate
Blades	.060 in. (1.5) Brass
Terminal Screws	#8-32 Brass , multiple drive
Terminal Clamp	Nickel plated steel
Assembly Screws	Nickel plated steel

Performance

Electrical	
Current Interrupting	Certified for current interrupting at full rated current
Dielectric Voltage	Withstands 2,000V minimum
Mechanical	
Cord Accomodation	.230"-.720"(5.8-18.3)
Terminal Accommodation	#18-10 AWG. Standed copper wire only
Terminal Identification	Terminals identified in accordance with UL 498 and CSA
Environmental	
Flammability	UL 94 HB or better
IP Suitability	IP20
Operating Temperatures	Maximum continuous 75°C; minimum -40°C (w/o impact)



Accessories

Weatherproof Boot	HBL6017
-------------------	---------

Resources

Customer Use Drawing
 eCatalog

