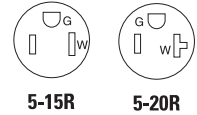


# Construction grade isolated ground straight blade duplex receptacles

Project Name:	Prepared By:
Project Number:	Date:
Catalog Number:	Type:

## Description

2-Pole, 3-Wire Grounding  
 15A 125V/AC;  
 20A 125V/AC  
 NEMA 5-15, 5-20



IG5362

## Design features

- High impact- and chemical-resistant nylon face maintains receptacle integrity
- All terminal and mounting screws triple combination (slot/Phillips/Robertson) head for maximum installer flexibility
- Automatic grounding system eliminates need for bonding jumper in grounded metal enclosures
- Extra long/wide mounting strap maintains assembly security and helps reach oversize cutouts

**Table 1. Construction Grade Isolated Ground Duplex Receptacles, Back & Side Wire**

Catalog No.	Description	Amps	Volts	Color Suffix
□ IG5262__	NEMA 5-15R IG Duplex Receptacle, 15 Back & Side Wire	15	125	GY, RD, RN, V, W
□ IG5362__	NEMA 5-20R IG Duplex Receptacle, 20 Back & Side Wire	20	125	BK, GY, RD, RN, V, W

**Compliances, specifications and availability are subject to change without notice.**



*Powering Business Worldwide*

Project Name:	Prepared By:
Project Number:	Date:
Catalog Number:	Type:

## Applications

Construction grade duplex receptacles are challenged on a daily basis to provide a consistent, reliable means of connectivity in a wide variety of environments including commercial office spaces. The breadth of Arrow Hart's line of straight blade receptacles provide solutions to all environments and applications. High impact and chemical resistant nylon faces withstand abuse to maintain structural integrity. The durable contact designs provide long life blade retention. Arrow Hart's line of construction grade isolated ground receptacles utilize our exclusive 0.030" solid brass, non-riveted, integral one-piece isolated grounding shunt system to assure ground integrity under the heaviest use and is designed to provide a dependable, long lasting user experience.

**Table 2. Specifications**

Catalog No.	IG5262, IG5362 Series
<b>Device Type</b>	<b>Construction Grade Isolated Ground Duplex Receptacles</b>
<b>Wiring Type</b>	Back & side wire
<b>Testing &amp; Code Compliance</b>	<ul style="list-style-type: none"> <li>• cULus Listed to UL 498, file no. E15058</li> <li>• UL verified to Federal Spec. WC-596G</li> <li>• cULus certified to CSA spec C22.2, no. 42</li> <li>• NOM certified</li> </ul>
<b>Environmental Specifications</b>	<b>Flammability:</b> Meets UL 94 requirements; V2 rated <b>Temperature Rating:</b> -20°C to 70°C (-4°F to 158°F)
<b>Electrical Specifications</b>	<b>Dielectric Voltage:</b> Withstands 2000V per UL 498 <b>Current Interrupting:</b> Yes, at full-rated current <b>Temperature Rise:</b> Max. 30°C (86°F) after 250 cycles of overload @ 200% of rated current (DC)
<b>Mechanical Specifications</b>	<b>Terminal Accommodation:</b> #14 - 10 AWG <b>Voltage Ratings:</b> Permanently marked on device

**Table 3. Materials**

Catalog No.	IG5262, IG5362 Series
<b>Face</b>	Nylon
<b>Base</b>	Nylon
<b>Strap</b>	0.040" thick steel
<b>Auto Ground</b>	Brass staple
<b>Line Contacts</b>	0.030" thick 3-leaf brass
<b>Ground Contact</b>	0.030" thick brass grounding shunt
<b>Terminal Screws</b>	#8-32 steel, brass plated
<b>Ground Screw</b>	#8-32 steel, zinc-plated (green)

**Table 4. Color Ordering Information**

For ordering devices, include Cat. No. followed by the color code: BK (Black), GY (Gray), RD (Red), RN (Orange), V (Ivory), W (White)

<b>BK</b>	<b>GY</b>	<b>RD</b>	<b>RN</b>	<b>V</b>	<b>W</b>
Black	Gray	Red	Orange	Ivory	White

Project Name:	Prepared By:
Project Number:	Date:
Catalog Number:	Type:

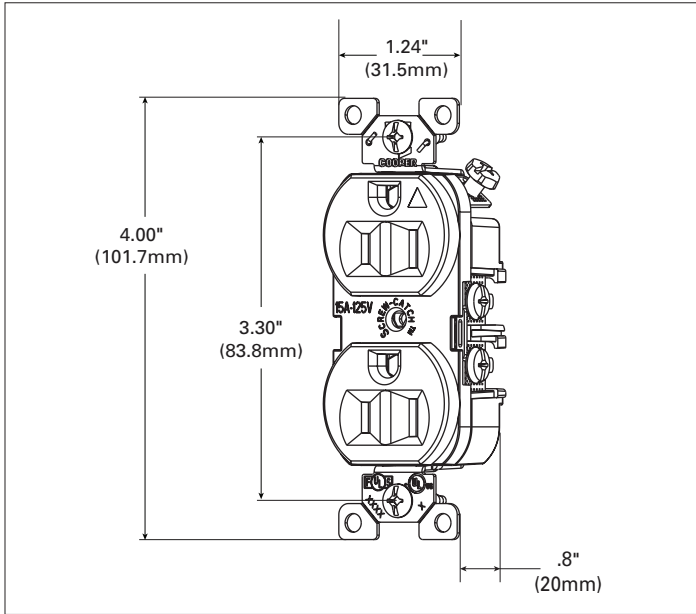


Figure 1. IG5262 Line Art with Dimensions

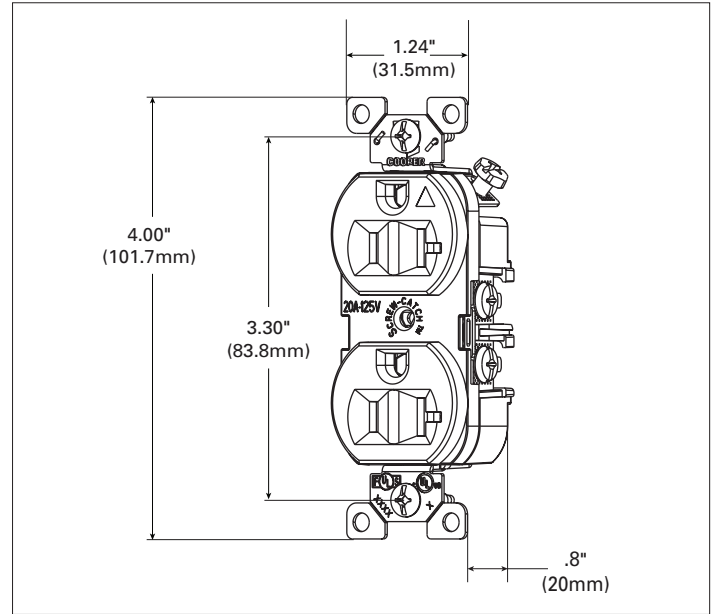


Figure 2. IG5362 Line Art with Dimensions

### Certifications & Compliances

Catalog No.	cULus	UL	FCS	NOM 426	Arrowlink	Build-To-Spec	ROHS
IG5262	•	•	•	•	•	•	•
IG5362	•	•	•	•	•	•	•

**KEY:** cULus cULus    UL UL    FCS Fed Spec    NOM 426 NOM  
 Arrowlink    Build-To-Spec    ROHS

Parts are manufactured and designed in accordance with article 4 of the European Union's RoHS2 directive 2011/65/EU

Build-To-Spec Customizable Devices

Compliances, specifications and availability are subject to change without notice.

Electrical Sector  
203 Cooper Circle  
Peachtree City, GA 30269  
United States  
Eaton.com  
Cooperwiringdevices.com

Electrical Sector  
Canada Operations  
5925 McLaughlin Road  
Mississauga, Ontario, L5R 1B8  
Canada  
EatonCanada.ca  
Cooperwiringdevices.com

Electrical Sector  
Mexico Operations  
Carr. Tlalnepantla -  
Cuautitlan Km 17.8 s/n  
Col. Villa Jardin esq.  
Cerrada 8 de Mayo  
Cuautitlan, Mexico CP 54800  
Mexico  
Eaton.mx  
Cooperwiringdevices.com

**Eaton**  
1000 Eaton Boulevard  
Cleveland, OH 44122  
United States  
Eaton.com

© 2014 Eaton  
All Rights Reserved  
Printed in USA  
Publication No. E125-0146-14  
December 2014



Eaton is a registered trademark.

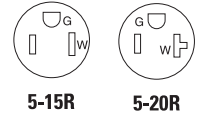
All other trademarks are property of their respective owners.

# Construction grade isolated ground straight blade duplex receptacles

Project Name:	Prepared By:
Project Number:	Date:
Catalog Number:	Type:

## Description

2-Pole, 3-Wire Grounding  
 15A 125V/AC;  
 20A 125V/AC  
 NEMA 5-15, 5-20



IG5362

## Design features

- High impact- and chemical-resistant nylon face maintains receptacle integrity
- All terminal and mounting screws triple combination (slot/Phillips/Robertson) head for maximum installer flexibility
- Automatic grounding system eliminates need for bonding jumper in grounded metal enclosures
- Extra long/wide mounting strap maintains assembly security and helps reach oversize cutouts

**Table 1. Construction Grade Isolated Ground Duplex Receptacles, Back & Side Wire**

Catalog No.	Description	Amps	Volts	Color Suffix
□ IG5262__	NEMA 5-15R IG Duplex Receptacle, 15 Back & Side Wire	15	125	GY, RD, RN, V, W
□ IG5362__	NEMA 5-20R IG Duplex Receptacle, 20 Back & Side Wire	20	125	BK, GY, RD, RN, V, W

**Compliances, specifications and availability are subject to change without notice.**



Powering Business Worldwide

Project Name:	Prepared By:
Project Number:	Date:
Catalog Number:	Type:

## Applications

Construction grade duplex receptacles are challenged on a daily basis to provide a consistent, reliable means of connectivity in a wide variety of environments including commercial office spaces. The breadth of Arrow Hart's line of straight blade receptacles provide solutions to all environments and applications. High impact and chemical resistant nylon faces withstand abuse to maintain structural integrity. The durable contact designs provide long life blade retention. Arrow Hart's line of construction grade isolated ground receptacles utilize our exclusive 0.030" solid brass, non-riveted, integral one-piece isolated grounding shunt system to assure ground integrity under the heaviest use and is designed to provide a dependable, long lasting user experience.

**Table 2. Specifications**

Catalog No.	IG5262, IG5362 Series
<b>Device Type</b>	<b>Construction Grade Isolated Ground Duplex Receptacles</b>
<b>Wiring Type</b>	Back & side wire
<b>Testing &amp; Code Compliance</b>	<ul style="list-style-type: none"> <li>• cULus Listed to UL 498, file no. E15058</li> <li>• UL verified to Federal Spec. WC-596G</li> <li>• cULus certified to CSA spec C22.2, no. 42</li> <li>• NOM certified</li> </ul>
<b>Environmental Specifications</b>	<b>Flammability:</b> Meets UL 94 requirements; V2 rated <b>Temperature Rating:</b> -20°C to 70°C (-4°F to 158°F)
<b>Electrical Specifications</b>	<b>Dielectric Voltage:</b> Withstands 2000V per UL 498 <b>Current Interrupting:</b> Yes, at full-rated current <b>Temperature Rise:</b> Max. 30°C (86°F) after 250 cycles of overload @ 200% of rated current (DC)
<b>Mechanical Specifications</b>	<b>Terminal Accommodation:</b> #14 - 10 AWG <b>Voltage Ratings:</b> Permanently marked on device

**Table 3. Materials**

Catalog No.	IG5262, IG5362 Series
<b>Face</b>	Nylon
<b>Base</b>	Nylon
<b>Strap</b>	0.040" thick steel
<b>Auto Ground</b>	Brass staple
<b>Line Contacts</b>	0.030" thick 3-leaf brass
<b>Ground Contact</b>	0.030" thick brass grounding shunt
<b>Terminal Screws</b>	#8-32 steel, brass plated
<b>Ground Screw</b>	#8-32 steel, zinc-plated (green)

**Table 4. Color Ordering Information**

For ordering devices, include Cat. No. followed by the color code: BK (Black), GY (Gray), RD (Red), RN (Orange), V (Ivory), W (White)

<b>BK</b>	<b>GY</b>	<b>RD</b>	<b>RN</b>	<b>V</b>	<b>W</b>
Black	Gray	Red	Orange	Ivory	White

Project Name:	Prepared By:
Project Number:	Date:
Catalog Number:	Type:

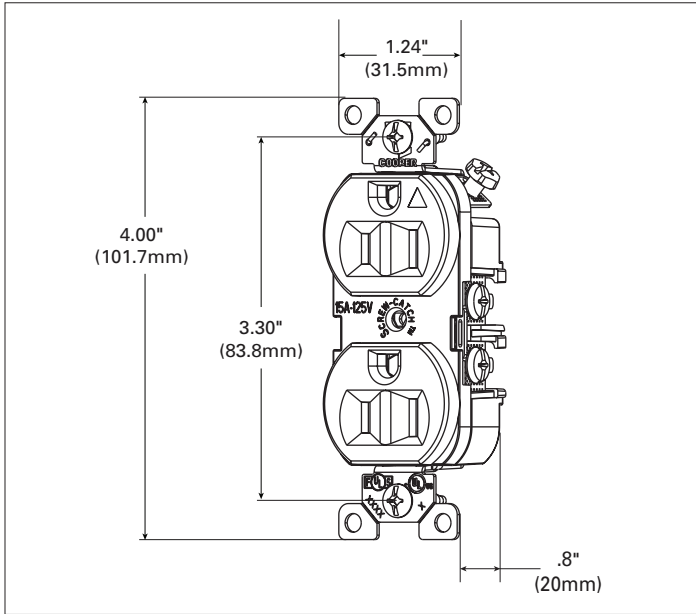


Figure 1. IG5262 Line Art with Dimensions

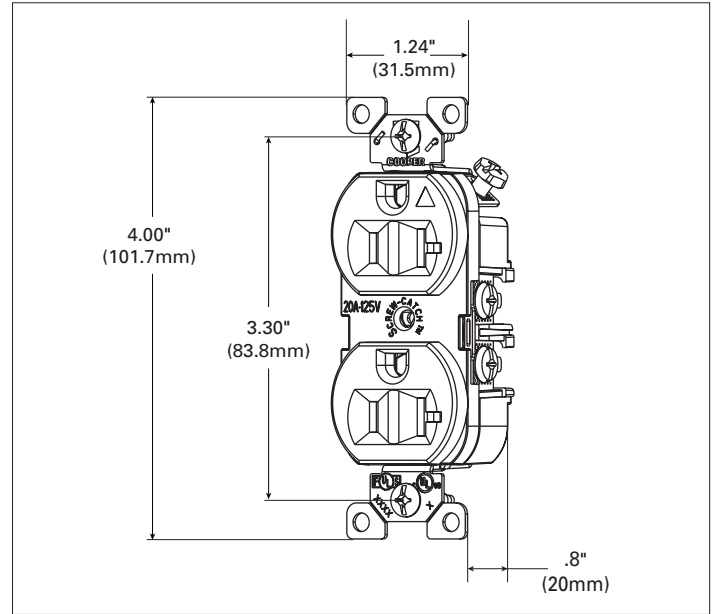


Figure 2. IG5362 Line Art with Dimensions

## Certifications & Compliances

Catalog No.	cULus	UL	FCS	NOM 426	Arrowlink	Build-To-Spec	ROHS
IG5262	•	•	•	•	•	•	•
IG5362	•	•	•	•	•	•	•

**KEY:** cULus cULus    UL UL    FCS Fed Spec    NOM 426 NOM  
 Arrowlink    Build-To-Spec    ROHS

Parts are manufactured and designed in accordance with article 4 of the European Union's RoHS2 directive 2011/65/EU

Build-To-Spec Customizable Devices

Compliances, specifications and availability are subject to change without notice.

Electrical Sector  
203 Cooper Circle  
Peachtree City, GA 30269  
United States  
Eaton.com  
Cooperwiringdevices.com

Electrical Sector  
Canada Operations  
5925 McLaughlin Road  
Mississauga, Ontario, L5R 1B8  
Canada  
EatonCanada.ca  
Cooperwiringdevices.com

Electrical Sector  
Mexico Operations  
Carr. Tlalnepantla -  
Cuautitlan Km 17.8 s/n  
Col. Villa Jardin esq.  
Cerrada 8 de Mayo  
Cuautitlan, Mexico CP 54800  
Mexico  
Eaton.mx  
Cooperwiringdevices.com

**Eaton**  
1000 Eaton Boulevard  
Cleveland, OH 44122  
United States  
Eaton.com

© 2014 Eaton  
All Rights Reserved  
Printed in USA  
Publication No. E125-0146-14  
December 2014



Eaton is a registered trademark.

All other trademarks are property of their respective owners.