

FIGURE 1
IT




FIGURE 3
ITH




FIGURE 2
DUAL ENTRY

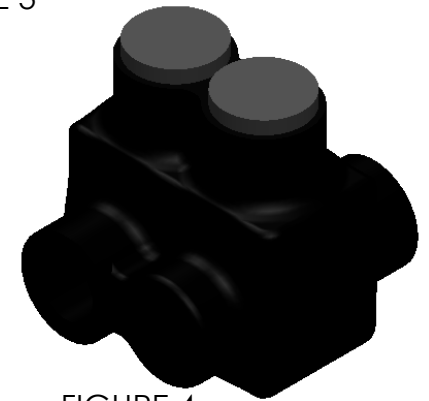


FIGURE 4
ITO

PART #	FIG. #	WIRE RANGE	HEX SIZE	L	W	H
IT4	1	4 - 14	SLOTTED	1.12	1.18	1.38
ITO4	4	4 - 14	SLOTTED	1.12	1.25	1.38
IT1/0	1	1/0 - 14	3/16	1.62	1.62	1.75
ITO1/0	4	1/0 - 14	3/16	1.62	1.75	1.75
IT3/0	1	3/0 - 6	1/4	1.84	1.75	1.87
ITO3/0	4	3/0 - 6	1/4	1.84	1.87	1.87
IT250	2	250 - 6	5/16	2.12	2.25	2.25
IT350	2	350 - 6	5/16	2.47	2.50	2.44
IT500	2	500 - 4	5/16	2.81	2.87	2.94
IT750*	2	750 - 250	3/8	3.48	3.50	3.50
IT600†	2	600 - 6	5/16	2.34	2.94	3.05
ITH750	3	750 - 250	5/16	3.48	4.50	3.50

† 600 SERIES ARE AL7CU AND 75 °C

*NOT UL LISTED

NOTES:

1. CONNECTOR MANUFACTURED FROM 6061-T6 ALUMINUM ALLOY.
2. UL LISTED PER UL486A/B SPECIFICATIONS FOR 600V.
3. DUAL RATED FOR 90 °C COPPER AND/OR ALUMINUM CONDUCTOR.
4. COLD TEMPERATURE RATED TO -45 °C.
5. HIGH DIELECTRIC STRENGTH INSULATION IS ABRASION, CHEMICAL AND UV RESISTANT.

CONTACT NSI FOR SALES @ 800.321.5847

		POLARIS SALES CO. INC	
PROPRIETARY AND CONFIDENTIAL		11625 PROSPEROUS DRIVE ODESSA, FL 33556	
THE INFORMATION CONTAINED IN THIS DRAWING IS THE SOLE PROPERTY OF POLARIS SALES CO. INC. ANY REPRODUCTION IN PART OR AS A WHOLE WITHOUT THE WRITTEN PERMISSION OF POLARIS SALES CO. INC. IS PROHIBITED.		TITLE: IT SERIES INSULATED CONNECTORS	
DWG. NO. IT SERIES		DWG. NO. IT SERIES	
NAME S.PARRY	DATE 6/13/2012	MATERIAL: N/A	
NOT TO SCALE		SHEET: 1 OF 1	