

Eaton's Arrow Hart
Complex environment devices

Complex environment devices

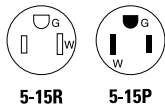
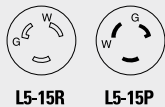
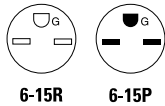

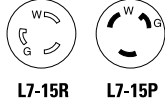
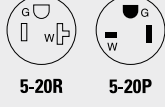
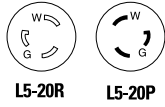
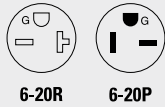
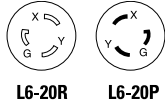
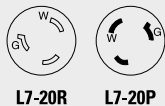
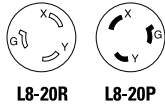
Watertight, severe duty and corrosion resistant
devices for harsh industrial environments



EATON

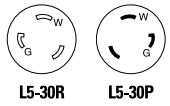



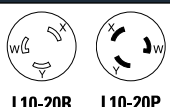
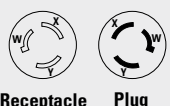
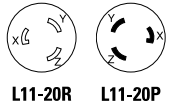

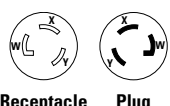
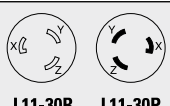
Powering Business Worldwide

NEMA and Non-NEMA quick reference guide

NEMA Configuration	Amp	V/AC	Type	Plug	Connector	Single receptacle	Duplex receptacle
2-pole / 3-wire grounding							
5-15  5-15R 5-15P	15	125	Watertight	14W47 14W47BK	15W47 15W47BK	60W47 60W47BK	60W47DPLX 60W47DPLXBK
			Severe duty	1447	1547	—	—
			Corrosion resistant	AH5965CR* 5266NCR**	AH5969CR* 5269NCR**	—	AH5262CRY AH5262CRGY CR5792***
L5-15  L5-15R L5-15P	15	125	Watertight	24W47 24W47BK	25W47 25W47BK	65W47 65W47BK	65W47DPLX 65W47DPLXBK
			Corrosion resistant	4721NCR**	4731NCR**	—	CR4700 CR5792***
6-15  6-15R 6-15P	15	250	Watertight	14W49 14W49BK	15W49 15W49BK	60W49 60W49BK	60W49DPLX 60W49DPLXBK
			Severe duty	1449	1549	—	—
L6-15  L6-15R L6-15P	15	250	Watertight	24W49 24W49BK	25W49 25W49BK	65W49 65W49BK	65W49DPLX 65W49DPLXBK
L7-15  L7-15R L7-15P	15	277	Watertight	24W34 24W34BK	25W34 25W34BK	65W34 65W34BK	65W34DPLX 65W34DPLXBK
5-20  5-20R 5-20P	20	125	Watertight	14W33 14W33BK	15W33 15W33BK	60W33 60W33BK	60W33DPLX 60W33DPLXBK
			Severe duty	1433	1533	—	—
			Corrosion resistant	5366NCR**	5369NCR**	—	AH5362CRY AH5362CRGY
L5-20  L5-20R L5-20P	20	125	Watertight	L520PW L520PWBK	L520CW L520CWBK	L520RW L520RWBK	—
			Severe duty	L520PY	L520CY	—	—
			Corrosion resistant	CRL520P	CRL520C	CRL520R	—
6-20  6-20R 6-20P	20	250	Watertight	14W48 14W48BK	15W48 15W48BK	60W48 60W48BK	60W48DPLX 60W48DPLXBK
			Severe duty	1448	1548	—	—
L6-20  L6-20R L6-20P	20	250	Watertight	L620PW L620PWBK	L620CW L620CWBK	L620RW L620RWBK	—
			Severe duty	L620PY	L620CY	—	—
			Corrosion resistant	CRL620P	—	CRL620R	—
L7-20  L7-20R L7-20P	20	277	Watertight	L720PW L720PWBK	L720CW L720CWBK	L720RW L720RWBK	—
			Severe duty	L720PY	L720CY	—	—
L8-20  L8-20R L8-20P	20	480	Watertight	L820PW L820PWBK	L820CW L820CWBK	L820RW L820RWBK	—
			Severe duty	L820PY	L820CY	—	—

*Quick grip **Auto grip ***CR5792 is a mixed duplex receptacle with one 5-15 and one L5-15

NEMA and Non-NEMA quick reference guide

NEMA Configuration	Amp	V/AC	Type	Plug	Connector	Single receptacle	Duplex receptacle
2-pole / 3-wire grounding							
L5-30  L5-30R L5-30P	30	125	Watertight	L530PW L530PWBK	L530CW L530CWBK	L530RW L530RWBK	—
			Severe duty	L530PY	L530CY	—	—
			Corrosion resistant	CRL530P	CRL530C	CRL530R	—
L6-30  L6-30R L6-30P	30	250	Watertight	L630PW L630PWBK	L630CW L630CWBK	L630RW L630RWBK	—
			Severe duty	L630PY	L630CY	—	—
			Corrosion resistant	CRL630P	CRL630C	CRL630R	—
L7-30  L7-30R L7-30P	30	277	Watertight	L730PW L730PWBK	L730CW L730CWBK	L730RW L730RWBK	—
			Severe duty	L730PY	L730CY	—	—
L8-30  L8-30R L8-30P	30	480	Watertight	L830PW L830PWBK	L830CW L830CWBK	L830RW L830RWBK	—
			Severe duty	L830PY	L830CY	—	—
3-pole / 3-wire non-grounding							
L10-20  L10-20R L10-20P	20	125/250	Watertight	L1020PW L1020PWBK	L1020CW L1020CWBK	L1020RW L1020RWBK	—
			Severe duty	L1020PY	L1020CY	—	—
Non-NEMA Locking  Receptacle Plug	20	125/250	Watertight	9965PW 9965PWBK	7314CW 7314CWBK	7314RW 7314RWBK	—
			Severe duty	9965PY	7314CY	—	—
L11-20  L11-20R L11-20P	20	3Ø 250	Watertight	L1120PW L1120PWBK	L1120CW L1120CWBK	L1120RW L1120RWBK	—
			Severe duty	L1120PY	L1120CY	—	—
L10-30  L10-30R L10-30P	30	125/250	Watertight	L1030PW L1030PWBK	L1030CW L1030CWBK	L1030RW L1030RWBK	—
			Severe duty	L1030PY	L1030CY	—	—
Non-NEMA Locking  Receptacle Plug	30	125/250	Watertight	3331PW 3331PWBK	3333CW 3333CWBK	3333RW 3333RWBK	—
			Severe duty	3331PY	3333CY	—	—
L11-30  L11-30R L11-30P	30	3Ø 250	Watertight	L1130PW L1130PWBK	L1130CW L1130CWBK	L1130RW L1130RWBK	—
			Severe duty	L1130PY	L1130CY	—	—

NEMA and Non-NEMA quick reference guide

NEMA Configuration	Amp	V/AC	Type	Plug	Connector	Single receptacle	Duplex receptacle
3-pole / 4-wire grounding							
L14-20  L14-20R L14-20P	20	125/250	Watertight	L1420PW L1420PWBK	L1420CW L1420CWBK	L1420RW L1420RWBK	—
			Severe duty	L1420PY	L1420CY	—	—
			Corrosion resistant	CRL1420P	CRL1420C	CRL1420R	—
L15-20  L15-20R L15-20P	20	3Ø 250	Watertight	L1520PW L1520PWBK	L1520CW L1520CWBK	L1520RW L1520RWBK	—
			Severe duty	L1520PY	L1520CY	—	—
			Corrosion resistant	CRL1520P	CRL1520C	CRL1520R	—
L16-20  L16-20R L16-20P	20	3Ø 480	Watertight	L1620PW L1620PWBK	L1620CW L1620CWBK	L1620RW L1620RWBK	—
			Severe duty	L1620PY	L1620CY	—	—
			Corrosion resistant	CRL1620P	CRL1620C	—	—
L14-30  L14-30R L14-30P	30	125/250	Watertight	L1430PW L1430PWBK	L1430CW L1430CWBK	L1430RW L1430RWBK	—
			Severe duty	L1430PY	L1430CY	—	—
			Corrosion resistant	CRL1430P	CRL1430C	CRL1430R	—
L15-30  L15-30R L15-30P	30	3Ø 250	Watertight	L1530PW L1530PWBK	L1530CW L1530CWBK	L1530RW L1530RWBK	—
			Severe duty	L1530PY	L1530CY	—	—
			Corrosion resistant	CRL1530P	CRL1530C	—	—
L16-30  L16-30R L16-30P	30	3Ø 480	Watertight	L1630PW L1630PWBK	L1630CW L1630CWBK	L1630RW L1630RWBK	—
			Severe duty	L1630PY	L1630CY	—	—
			Corrosion resistant	CRL1630P	—	—	—
L17-30  L17-30R L17-30P	30	3Ø 600	Watertight	L1730PW L1730PWBK	L1730CW L1730CWBK	L1730RW L1730RWBK	—
			Severe duty	L1730PY	L1730CY	—	—
4-pole / 4-wire non-grounding							
L18-20  L18-20R L18-20P	20	3ØY 120/208	Watertight	L1820PW L1820PWBK	L1820CW L1820CWBK	L1820RW L1820RWBK	—
			Severe duty	L1820PY	L1820CY	—	—
Non-NEMA Locking  Receptacle Plug	20	3ØY 120/208	Watertight	7411PW 7411PWBK	7413CW 7413CWBK	7413RW 7413RWBK	—
			Severe duty	7411PY	7413CY	—	—
L19-20  L19-20R L19-20P	20	3ØY 277/480	Watertight	L1920PW L1920PWBK	L1920CW L1920CWBK	L1920RW L1920RWBK	—
			Severe duty	L1920PY	L1920CY	—	—
L20-20  L20-20R L20-20P	20	3ØY 347/600	Watertight	L2020PW L2020PWBK	L2020CW L2020CWBK	L2020RW L2020RWBK	—
			Severe duty	L2020PY	L2020CY	—	—

NEMA and Non-NEMA quick reference guide

NEMA Configuration	Amp	V/AC	Type	Plug	Connector	Single receptacle	Duplex receptacle
4-pole / 4-wire non-grounding							
L18-30  L18-30R L18-30P	30	3ØY 120/208	Watertight	L1830PW L1830PWBK	L1830CW L1830CWBK	L1830RW L1830RWBK	—
			Severe duty	L1830PY	L1830CY	—	—
Non-NEMA Locking  Receptacle Plug	30	3ØY 120/208	Watertight	3431PW 3431PWBK	3433CW 3433CWBK	3433RW 3433RWBK	—
			Severe duty	3431PY	3433CY	—	—
L19-30  L19-30R L19-30P	30	3ØY 277/480	Watertight	L1930PW L1930PWBK	L1930CW L1930CWBK	L1930RW L1930RWBK	—
			Severe duty	L1930PY	L1930CY	—	—
L20-30  L20-30R L20-30P	30	3ØY 347/600	Watertight	L2030PW L2030PWBK	L2030CW L2030CWBK	L2030RW L2030RWBK	—
			Severe duty	L2030PY	L2030CY	—	—
4-pole / 5-wire grounding							
L21-20  L21-20R L21-20P	20	3ØY 120/208	Watertight	L2120PW L2120PWBK	L2120CW L2120CWBK	L2120RW L2120RWBK	—
			Severe duty	L2120PY	L2120CY	—	—
L22-20  L22-20R L22-20P	20	3ØY 277/480	Watertight	L2220PW L2220PWBK	L2220CW L2220CWBK	L2220RW L2220RWBK	—
			Severe duty	L2220PY	L2220CY	—	—
L23-20  L23-20R L23-20P	20	3ØY 347/600	Watertight	L2320PW L2320PWBK	L2320CW L2320CWBK	L2320RW L2320RWBK	—
			Severe duty	L2320PY	L2320CY	—	—
L21-30  L21-30R L21-30P	30	3ØY 120/208	Watertight	L2130PW L2130PWBK	L2130CW L2130CWBK	L2130RW L2130RWBK	—
			Severe duty	L2130PY	L2130CY	—	—
L22-30  L22-30R L22-30P	30	3ØY 277/480	Watertight	L2230PW L2230PWBK	L2230CW L2230CWBK	L2230RW L2230RWBK	—
			Severe duty	L2230PY	L2230CY	—	—
L23-30  L23-30R L23-30P	30	3ØY 347/600	Watertight	L2330PW L2330PWBK	L2330CW L2330CWBK	L2330RW L2330RWBK	—
			Severe duty	L2330PY	L2330CY	—	—



Arrow Hart delivers superior performance in the harshest environments

Table of contents	Page
NEMA and Non-NEMA quick reference chart	2-5
Complex environment introduction	6-7
Watertight devices & accessories	8-16
Severe duty devices	17-21
Corrosion resistant devices	22-25
Specification & performance data	26-31

Complex Environments

Eaton's family of Arrow Hart complex environment devices excel where standard wiring devices are most susceptible to failure: physically abusive areas containing a host of contaminants that attack device integrity like oil, chemicals, water and moisture, UV exposure, ozone and corrosive airborne contaminants.

Arrow Hart offers a complete range of solutions for use in complex environments

- Watertight devices provide safe and reliable connectivity in the harshest indoor and outdoor environments, including wet locations, high-pressure spray, UV and ozone exposure, and prolonged contact with chemicals and oils
- Severe duty devices offer superior resistance to UV exposure, ozone and physical abuse typically found in industrial applications
- Corrosion resistant devices are engineered to perform where chemical vapors, moisture and humidity create corrosive environments





Arrow Hart

Watertight, severe duty & corrosion resistant devices

Select from a complete offering of straight blade and locking devices intended for use in complex and harsh environments, including a wide range of plugs, connectors, receptacles and accessories.



Watertight device applications:

- Food & beverage processing
- Chemical production
- Marinas/shipbuilding
- Agriculture
- Water/wastewater treatment
- Industrial manufacturing



Severe duty device applications:

- Industrial manufacturing
- Mining
- Agriculture
- Warehousing & refrigeration



Corrosion resistant device applications:

- Chemical processing
- Temporary power
- Machine shops/millworks

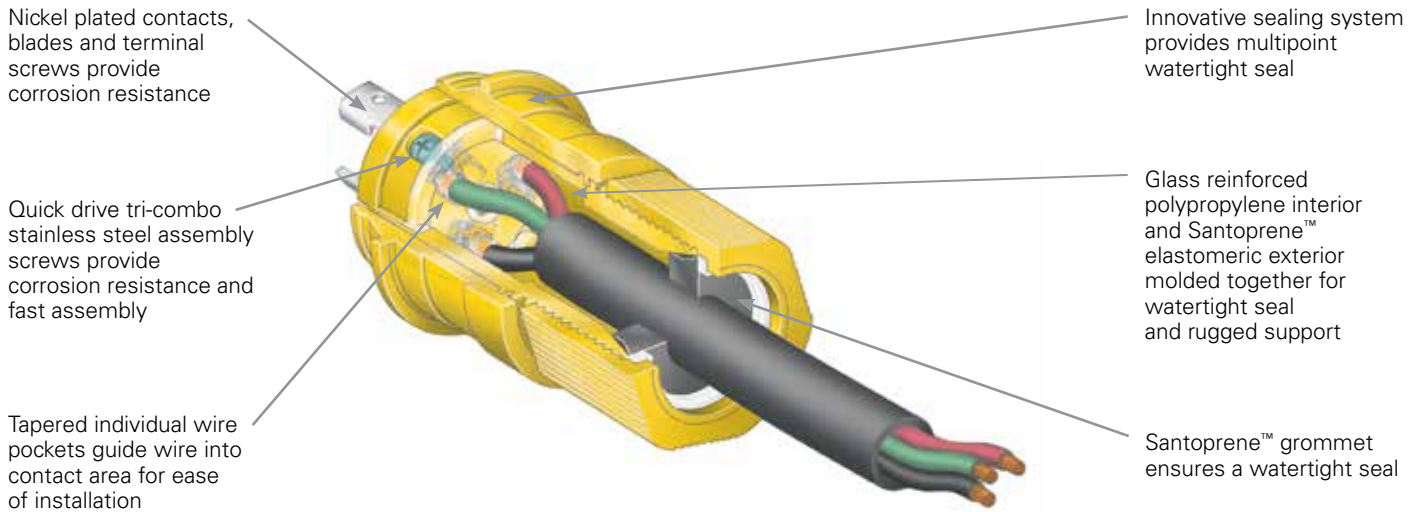



Watertight

A wide range of watertight devices

Watertight devices have been designed for industrial applications in which electrical connections are exposed to liquid splashing and hose-down. Ideal for industrial manufacturing, food and beverage processing, agriculture applications, chemical production, shipyards and marinas plus wastewater treatment facilities, watertight devices have excellent resistance to physical abuse, hose-directed water, oils, chemicals, corrosive liquids, airborne particulates and contaminants, UV exposure and ozone attack. Properly mated plugs, connectors, receptacles and closed receptacles form a multi-point watertight seal that resists 1,000 psi water spray.

Watertight plugs & connectors features & benefits



Compliances, specifications and availability are subject to change without notice.

Watertight

Innovative solutions for watertight applications


Eaton's Arrow Hart watertight locking devices utilize a unique, robust design and superior materials to provide watertight security in harsh environments

Watertight receptacles & accessories features & benefits

Spring-loaded self-closing flip lid cover ensures a watertight seal to NEMA Type 4X when the receptacle is not in use

Glass-filled nylon cover and exterior shell provide impact resistance in harsh environments

Stainless steel mounting and assembly screws provide corrosion resistance



Lockable cover provides means of lockout/tagout

Nickel plated power contacts and terminal assemblies provide corrosion resistance



Unique design and sealing system provides multipoint IP67 watertight seal



Spring-loaded, self closing glass filled flip lids ensure a watertight seal to NEMA Type 4X when closed



Tri-combo stainless steel assembly screws provide corrosion resistance



Optional plug closure cap provides watertight protection for plug when not in use



Replace threaded cord grip with optional wire mesh fitting for integrated cable strain relief



Santoprene™ grommets ensure watertight seal at cord entrance for the widest range of cord diameters

Compliances, specifications and availability are subject to change without notice.

Straight blade devices

Product description

2-pole, 3-wire grounding
 15A; 125, 250V/AC
 20A; 125, 250V/AC
 NEMA 5-15, 5-20, 6-15, 6-20



60W48DPLXBK





















14W47



15W47

Straight blade devices

A	Rating V/AC	NEMA	Cord diameter	Color	Plug catalog no.	Connector catalog no.	Single receptacle catalog no.	Duplex receptacle catalog no.	 
15	125	5-15	0.30-0.65" (7.6-16.5mm)	Y	<input type="checkbox"/> 14W47	<input type="checkbox"/> 15W47	<input type="checkbox"/> 60W47	<input type="checkbox"/> 60W47DPLX	 
			0.30-0.65" (7.6-16.5mm)	BK	<input type="checkbox"/> 14W47BK	<input type="checkbox"/> 15W47BK	<input type="checkbox"/> 60W47BK	<input type="checkbox"/> 60W47DPLXBK	 
250	6-15	6-15	0.30-0.65" (7.6-16.5mm)	Y	<input type="checkbox"/> 14W49	<input type="checkbox"/> 15W49	<input type="checkbox"/> 60W49	<input type="checkbox"/> 60W49DPLX	 
			0.30-0.65" (7.6-16.5mm)	BK	<input type="checkbox"/> 14W49BK	<input type="checkbox"/> 15W49BK	<input type="checkbox"/> 60W49BK	<input type="checkbox"/> 60W49DPLXBK	 
20	125	5-20	0.36-0.84" (9.1-21.3mm)	Y	<input type="checkbox"/> 14W33	<input type="checkbox"/> 15W33	<input type="checkbox"/> 60W33	<input type="checkbox"/> 60W33DPLX	 
			0.36-0.84" (9.1-21.3mm)	BK	<input type="checkbox"/> 14W33BK	<input type="checkbox"/> 15W33BK	<input type="checkbox"/> 60W33BK	<input type="checkbox"/> 60W33DPLXBK	 
250	6-20	6-20	0.36-0.84" (9.1-21.3mm)	Y	<input type="checkbox"/> 14W48	<input type="checkbox"/> 15W48	<input type="checkbox"/> 60W48°	<input type="checkbox"/> 60W48DPLX°	 
			0.36-0.84" (9.1-21.3mm)	BK	<input type="checkbox"/> 14W48BK	<input type="checkbox"/> 15W48BK	<input type="checkbox"/> 60W48BK°	<input type="checkbox"/> 60W48DPLXBK°	 

°Not NAFTA

Color information:

BK (Black), Y (Yellow)



Compliances, specifications and availability are subject to change without notice.

 Indicates NAFTA compliant

 Indicates RoHS compliant

Locking devices

Product description

2-pole, 3-wire grounding
 15A; 125, 250, 277V/AC
 20A; 125, 250, 277, 480V/AC
 30A; 125, 250, 277, 480V/AC
 NEMA L5-15, L5-20, L5-30, L6-15, L6-20, L6-30, L7-15, L7-20, L7-30, L8-20, L8-30



L530RW



65W47DPLX



24W47



25W47

Locking devices

A	Rating V/AC	NEMA	Cord diameter	Color	Plug catalog no.	Connector catalog no.	Single receptacle catalog no.	Duplex receptacle catalog no.		
15	125	L5-15	0.30-0.65" (7.6-16.5mm)	Y	<input type="checkbox"/> 24W47	<input type="checkbox"/> 25W47	<input type="checkbox"/> 65W47	<input type="checkbox"/> 65W47DPLX		
			0.30-0.65" (7.6-16.5mm)	BK	<input type="checkbox"/> 24W47BK	<input type="checkbox"/> 25W47BK	<input type="checkbox"/> 65W47BK	<input type="checkbox"/> 65W47DPLXBK		
	250	L6-15	0.30-0.65" (7.6-16.5mm)	Y	<input type="checkbox"/> 24W49	<input type="checkbox"/> 25W49	<input type="checkbox"/> 65W49°	<input type="checkbox"/> 65W49DPLX°		
			0.30-0.65" (7.6-16.5mm)	BK	<input type="checkbox"/> 24W49BK	<input type="checkbox"/> 25W49BK	<input type="checkbox"/> 65W49BK°	<input type="checkbox"/> 65W49DPLXBK°		
	277	L7-15	0.30-0.65" (7.6-16.5mm)	Y	<input type="checkbox"/> 24W34	<input type="checkbox"/> 25W34	<input type="checkbox"/> 65W34	<input type="checkbox"/> 65W34DPLX		
			0.30-0.65" (7.6-16.5mm)	BK	<input type="checkbox"/> 24W34BK	<input type="checkbox"/> 25W34BK	<input type="checkbox"/> 65W34BK	<input type="checkbox"/> 65W34DPLXBK		
20	125	L5-20	0.36-0.84" (9.1-21.3mm)	Y	<input type="checkbox"/> L520PW*	<input type="checkbox"/> L520CW*	<input type="checkbox"/> L520RW*	—		
			0.36-0.84" (9.1-21.3mm)	BK	<input type="checkbox"/> L520PWBK*	<input type="checkbox"/> L520CWBK*	<input type="checkbox"/> L520RWBK*	—		
	250	L6-20	0.36-0.84" (9.1-21.3mm)	Y	<input type="checkbox"/> L620PW*	<input type="checkbox"/> L620CW*	<input type="checkbox"/> L620RW*	—		
			0.36-0.84" (9.1-21.3mm)	BK	<input type="checkbox"/> L620PWBK*	<input type="checkbox"/> L620CWBK*	<input type="checkbox"/> L620RWBK*	—		
	277	L7-20	0.36-0.84" (9.1-21.3mm)	Y	<input type="checkbox"/> L720PW°	<input type="checkbox"/> L720CW°	<input type="checkbox"/> L720RW	—		
			0.36-0.84" (9.1-21.3mm)	BK	<input type="checkbox"/> L720PWBK°	<input type="checkbox"/> L720CWBK°	<input type="checkbox"/> L720RWBK	—		
480	L8-20	0.36-0.84" (9.1-21.3mm)	Y	<input type="checkbox"/> L820PW	<input type="checkbox"/> L820CW	<input type="checkbox"/> L820RW°	—			
		0.36-0.84" (9.1-21.3mm)	BK	<input type="checkbox"/> L820PWBK	<input type="checkbox"/> L820CWBK	<input type="checkbox"/> L820RWBK°	—			
	L8-30	0.43"-1.15" (10.9-29.2mm)	Y	<input type="checkbox"/> L530PW*	<input type="checkbox"/> L530CW*	<input type="checkbox"/> L530RW*	—			
		0.43"-1.15" (10.9-29.2mm)	BK	<input type="checkbox"/> L530PWBK*	<input type="checkbox"/> L530CWBK*	<input type="checkbox"/> L530RWBK*	—			
30	250	L6-30	0.43-1.15" (10.9-29.2mm)	Y	<input type="checkbox"/> L630PW*	<input type="checkbox"/> L630CW*	<input type="checkbox"/> L630RW*	—		
			0.43"-1.15" (10.9-29.2mm)	BK	<input type="checkbox"/> L630PWBK*	<input type="checkbox"/> L630CWBK*	<input type="checkbox"/> L630RWBK*	—		
	277	L7-30	0.43-1.15" (10.9-29.2mm)	Y	<input type="checkbox"/> L730PW	<input type="checkbox"/> L730CW	<input type="checkbox"/> L730CW	—		
			0.43"-1.15" (10.9-29.2mm)	BK	<input type="checkbox"/> L730PWBK	<input type="checkbox"/> L730CWBK	<input type="checkbox"/> L730CWBK	—		
480	L8-30	0.43"-1.15" (10.9-29.2mm)	Y	<input type="checkbox"/> L830PW	<input type="checkbox"/> L830CW	<input type="checkbox"/> L830RW°	—			
		0.43-1.15" (10.9-29.2mm)	BK	<input type="checkbox"/> L830PWBK	<input type="checkbox"/> L830CWBK	<input type="checkbox"/> L830RWBK°	—			

*NOM Listed °Not NAFTA

Color information:

BK (Black), Y (Yellow)



Configuration diagrams:
 NEMA and Non-NEMA
 see pages 2-5

Compliances, specifications and availability are subject to change without notice.

 Indicates NAFTA compliant

 Indicates RoHS compliant

Watertight

Locking devices

Product description

3-pole, 3-wire non-grounding
 20A; 125/250, 3Ø 250V/AC
 30A; 125/250, 3Ø 250V/AC
 NEMA L10-20, L11-20, L10-30, L11-30, Non-NEMA



L1020PW



L1020CW

Rating		NEMA	Cord diameter	Color	Plug catalog no.	Connector catalog no.	Single receptacle catalog no.	
A	V/AC							
20	125/250	Non-NEMA	0.36-0.84" (9.1-21.3mm)	Y	<input type="checkbox"/> 9965PW	<input type="checkbox"/> 7314CW	<input type="checkbox"/> 7314RW [°]	
			0.36-0.84" (9.1-21.3mm)	BK	<input type="checkbox"/> 9965PWBK	<input type="checkbox"/> 7314CWBK	<input type="checkbox"/> 7314RWBK [°]	
		L10-20	0.43-1.15" (10.9-29.2mm)	Y	<input type="checkbox"/> L1020PW	<input type="checkbox"/> L1020CW	<input type="checkbox"/> L1020RW [°]	
			0.43-1.15" (10.9-29.2mm)	BK	<input type="checkbox"/> L1020PWBK	<input type="checkbox"/> L1020CWBK	<input type="checkbox"/> L1020RWBK [°]	
20	3Ø 250	L11-20	0.43-1.15" (10.9-29.2mm)	Y	<input type="checkbox"/> L1120PW*	<input type="checkbox"/> L1120CW*	<input type="checkbox"/> L1120RW* [°]	
			0.43-1.15" (10.9-29.2mm)	BK	<input type="checkbox"/> L1120PWBK*	<input type="checkbox"/> L1120CWBK*	<input type="checkbox"/> L1120RWBK** [°]	
30	125/250	L10-30	0.43-1.15" (10.9-29.2mm)	Y	<input type="checkbox"/> L1030PW [°]	<input type="checkbox"/> L1030CW [°]	<input type="checkbox"/> L1030RW [°]	
			0.43-1.15" (10.9-29.2mm)	BK	<input type="checkbox"/> L1030PWBK [°]	<input type="checkbox"/> L1030CWBK [°]	<input type="checkbox"/> L1030RWBK [°]	
		Non-NEMA	0.43-1.15" (10.9-29.2mm)	Y	<input type="checkbox"/> 3331PW	<input type="checkbox"/> 3333CW	<input type="checkbox"/> 3333RW	
			0.43-1.15" (10.9-29.2mm)	BK	<input type="checkbox"/> 3331PWBK	<input type="checkbox"/> 3333CWBK	<input type="checkbox"/> 3333RWBK	
30	3Ø 250	L11-30	0.43-1.15" (10.9-29.2mm)	Y	<input type="checkbox"/> L1130PW*	<input type="checkbox"/> L1130CW*	<input type="checkbox"/> L1130RW* [°]	
			0.43-1.15" (10.9-29.2mm)	BK	<input type="checkbox"/> L1130PWBK*	<input type="checkbox"/> L1130CWBK*	<input type="checkbox"/> L1130RWBK** [°]	

*NOM Listed °Not NAFTA °Not RoHS

Color information:

BK (Black), Y (Yellow)



Configuration diagrams:
 NEMA and Non-NEMA
 see pages 2-5

Compliances, specifications and availability are subject to change without notice.

Indicates NAFTA compliant

Indicates RoHS compliant

Watertight

Locking devices

Product description

3-pole, 4-wire grounding
 20A; 125/250, 3Ø 250, 3Ø 480V/AC
 30A; 125/250, 3Ø 250, 3Ø 480, 3Ø 600V/AC
 NEMA L14-20, L14-30, L15-20, L15-30, L16-20, L16-30, L17-30

































L1620RW



L1730PWBK

Locking devices

Rating A	V/AC	NEMA	Cord diameter	Color	Plug catalog no.	Connector catalog no.	Single receptacle catalog no.	 
20	125/250	L14-20	0.36-0.84" (9.1-21.3mm)	Y	<input type="checkbox"/> L1420PW*	<input type="checkbox"/> L1420CW*	<input type="checkbox"/> L1420RW*	 
			0.36-0.84" (9.1-21.3mm)	BK	<input type="checkbox"/> L1420PWBK*	<input type="checkbox"/> L1420CWBK*	<input type="checkbox"/> L1420RWBK*	 
3Ø 250	L15-20	L15-20	0.36-0.84" (9.1-21.3mm)	Y	<input type="checkbox"/> L1520PW*	<input type="checkbox"/> L1520CW*	<input type="checkbox"/> L1520RW*	 
			0.36-0.84" (9.1-21.3mm)	BK	<input type="checkbox"/> L1520PWBK*	<input type="checkbox"/> L1520CWBK*	<input type="checkbox"/> L1520RWBK*	 
3Ø 480	L16-20	L16-20	0.36-0.84" (9.1-21.3mm)	Y	<input type="checkbox"/> L1620PW	<input type="checkbox"/> L1620CW	<input type="checkbox"/> L1620RW	 
			0.36-0.84" (9.1-21.3mm)	BK	<input type="checkbox"/> L1620PWBK	<input type="checkbox"/> L1620CWBK	<input type="checkbox"/> L1620RWBK	 
30	125/250	L14-30	0.43-1.15" (10.9-29.2mm)	Y	<input type="checkbox"/> L1430PW*	<input type="checkbox"/> L1430CW*	<input type="checkbox"/> L1430RW*	 
			0.43-1.15" (10.9-29.2mm)	BK	<input type="checkbox"/> L1430PWBK*	<input type="checkbox"/> L1430CWBK*	<input type="checkbox"/> L1430RWBK*	 
3Ø 250	L15-30	L15-30	0.43-1.15" (10.9-29.2mm)	Y	<input type="checkbox"/> L1530PW*	<input type="checkbox"/> L1530CW*	<input type="checkbox"/> L1530RW*	 
			0.43-1.15" (10.9-29.2mm)	BK	<input type="checkbox"/> L1530PWBK*	<input type="checkbox"/> L1530CWBK*	<input type="checkbox"/> L1530RWBK*	 
3Ø 480	L16-30	L16-30	0.43-1.15" (10.9-29.2mm)	Y	<input type="checkbox"/> L1630PW	<input type="checkbox"/> L1630CW	<input type="checkbox"/> L1630RW	 
			0.43-1.15" (10.9-29.2mm)	BK	<input type="checkbox"/> L1630PWBK	<input type="checkbox"/> L1630CWBK	<input type="checkbox"/> L1630RWBK	 
3Ø 600	L17-30	L17-30	0.43-1.15" (10.9-29.2mm)	Y	<input type="checkbox"/> L1730PW	<input type="checkbox"/> L1730CW	<input type="checkbox"/> L1730RW	 
			0.43-1.15" (10.9-29.2mm)	BK	<input type="checkbox"/> L1730PWBK	<input type="checkbox"/> L1730CWBK	<input type="checkbox"/> L1730RWBK	 

*NOM Listed


Color information:

BK (Black), Y (Yellow)



Configuration diagrams:
 NEMA and Non-NEMA
 see pages 2-5

Compliances, specifications and availability are subject to change without notice.

 Indicates NAFTA compliant

 Indicates RoHS compliant

Locking devices

Product description

4-pole, 4-wire non-grounding
 20A; 3ØY 120/208, 3ØY 277/480, 3ØY 347/600V/AC
 30A; 3ØY 120/208, 3ØY 277/480, 3ØY 347/600V/AC
 NEMA L18-20, L19-20, L20-20, L18-30, L19-30, L20-30, Non-NEMA



L2030RW

































L1820PW



L1820CW

Locking devices

Rating A	V/AC	NEMA	Cord diameter	Color	Plug catalog no.	Connector catalog no.	Single receptacle catalog no.			
20	3ØY 120/208	Non- NEMA	0.43-1.15" (10.9-29.2mm)	Y	<input type="checkbox"/> 7411PW*	<input type="checkbox"/> 7413CW*	<input type="checkbox"/> 7413RW			
			0.43-1.15" (10.9-29.2mm)	BK	<input type="checkbox"/> 7411PWBK*	<input type="checkbox"/> 7413CWBK*	<input type="checkbox"/> 7413RWBK			
	L18-20		0.36-0.84" (9.1-21.3mm)	Y	<input type="checkbox"/> L1820PW*	<input type="checkbox"/> L1820CW*	<input type="checkbox"/> L1820RW*			
			0.36-0.84" (9.1-21.3mm)	BK	<input type="checkbox"/> L1820PWBK*	<input type="checkbox"/> L1820CWBK*	<input type="checkbox"/> L1820RWBK*			
	3ØY 277/480	L19-20		0.36-0.84" (9.1-21.3mm)	Y	<input type="checkbox"/> L1920PW	<input type="checkbox"/> L1920CW	<input type="checkbox"/> L1920RW		
				0.36-0.84" (9.1-21.3mm)	BK	<input type="checkbox"/> L1920PWBK	<input type="checkbox"/> L1920CWBK	<input type="checkbox"/> L1920RWBK		
3ØY 347/600	L20-20		0.36-0.84" (9.1-21.3mm)	Y	<input type="checkbox"/> L2020PW	<input type="checkbox"/> L2020CW	<input type="checkbox"/> L2020RW°			
			0.36-0.84" (9.1-21.3mm)	BK	<input type="checkbox"/> L2020PWBK	<input type="checkbox"/> L2020CWBK	<input type="checkbox"/> L2020RWBK°			
30	3ØY 120/208	Non- NEMA	0.43-1.15" (10.9-29.2mm)	Y	<input type="checkbox"/> 3431PW	<input type="checkbox"/> 3433CW	<input type="checkbox"/> 3433RW			
			0.43-1.15" (10.9-29.2mm)	BK	<input type="checkbox"/> 3431PWBK	<input type="checkbox"/> 3433CWBK	<input type="checkbox"/> 3433RWBK			
	L18-30		0.43-1.15" (10.9-29.2mm)	Y	<input type="checkbox"/> L1830PW*	<input type="checkbox"/> L1830CW	<input type="checkbox"/> L1830RW*			
			0.43-1.15" (10.9-29.2mm)	BK	<input type="checkbox"/> L1830PWBK*	<input type="checkbox"/> L1830CWBK	<input type="checkbox"/> L1830RWBK*			
	3ØY 277/480	L19-30		0.43-1.15" (10.9-29.2mm)	Y	<input type="checkbox"/> L1930PW	<input type="checkbox"/> L1930CW	<input type="checkbox"/> L1930RW		
				0.43-1.15" (10.9-29.2mm)	BK	<input type="checkbox"/> L1930PWBK	<input type="checkbox"/> L1930CWBK	<input type="checkbox"/> L1930RWBK		
	3ØY 347/600	L20-30		0.43-1.15" (10.9-29.2mm)	Y	<input type="checkbox"/> L2030PW°	<input type="checkbox"/> L2030CW°	<input type="checkbox"/> L2030RW		
				0.43-1.15" (10.9-29.2mm)	BK	<input type="checkbox"/> L2030PWBK°	<input type="checkbox"/> L2030CWBK°	<input type="checkbox"/> L2030RWBK		

*NOM listed °Not NAFTA

Color information:

BK (Black), Y (Yellow)



Watertight

Locking devices

Product description

4-pole, 5-wire grounding
 20A; 3ØY 120/208, 3ØY 277/480, 3ØY 347/600V/AC
 30A; 3ØY 120/208, 3ØY 277/480, 3ØY 347/600V/AC
 NEMA L21-20, L21-30, L22-20, L22-30, L23-20, L23-30



L2330RW



L2120PW



L2120CW

Rating		NEMA	Cord diameter	Color	Plug catalog no.	Connector catalog no.	Single receptacle catalog no.	
A	V/AC							
20	3ØY 120/208	L21-20	0.36-0.84" (9.1-21.3mm)	Y	<input type="checkbox"/> L2120PW*	<input type="checkbox"/> L2120CW*	<input type="checkbox"/> L2120RW*	• •
			0.36-0.84" (9.1-21.3mm)	BK	<input type="checkbox"/> L2120PWBK*	<input type="checkbox"/> L2120CWBK*	<input type="checkbox"/> L2120RWBK*	• •
	3ØY 277/480	L22-20	0.36-0.84" (9.1-21.3mm)	Y	<input type="checkbox"/> L2220PW*	<input type="checkbox"/> L2220CW*	<input type="checkbox"/> L2220RW*°	• •
			0.36-0.84" (9.1-21.3mm)	BK	<input type="checkbox"/> L2220PWBK*	<input type="checkbox"/> L2220CWBK*	<input type="checkbox"/> L2220RWBK*°	• •
	3ØY 347/600	L23-20	0.36-0.84" (9.1-21.3mm)	Y	<input type="checkbox"/> L2320PW°	<input type="checkbox"/> L2320CW°	<input type="checkbox"/> L2320RW	• •
			0.36-0.84" (9.1-21.3mm)	BK	<input type="checkbox"/> L2320PWBK°	<input type="checkbox"/> L2320CWBK°	<input type="checkbox"/> L2320RWBK	• •
30	3ØY 120/208	L21-30	0.43-1.15" (10.9-29.2mm)	Y	<input type="checkbox"/> L2130PW*	<input type="checkbox"/> L2130CW*	<input type="checkbox"/> L2130RW*	• •
			0.43-1.15" (10.9-29.2mm)	BK	<input type="checkbox"/> L2130PWBK*	<input type="checkbox"/> L2130CWBK*	<input type="checkbox"/> L2130RWBK*	• •
	3ØY 277/480	L22-30	0.43-1.15" (10.9-29.2mm)	Y	<input type="checkbox"/> L2230PW	<input type="checkbox"/> L2230CW	<input type="checkbox"/> L2230RW	• •
			0.43-1.15" (10.9-29.2mm)	BK	<input type="checkbox"/> L2230PWBK	<input type="checkbox"/> L2230CWBK	<input type="checkbox"/> L2230RWBK	• •
	3ØY 347/600	L23-30	0.43-1.15" (10.9-29.2mm)	Y	<input type="checkbox"/> L2330PW°	<input type="checkbox"/> L2330CW°	<input type="checkbox"/> L2330RW	• •
			0.43-1.15" (10.9-29.2mm)	BK	<input type="checkbox"/> L2330PWBK°	<input type="checkbox"/> L2330CWBK°	<input type="checkbox"/> L2330RWBK	• •

*NOM listed °Not NAFTA

Color information:

BK (Black), Y (Yellow)



Configuration diagrams:
 NEMA and Non-NEMA
 see pages 2-5

Compliances, specifications and availability are subject to change without notice.

Indicates NAFTA compliant

Indicates RoHS compliant

Watertight

Accessories



14W



15W



20PW



30CW



WD-Cover-S



WTM275



Grommets each color sold separately (Bag of 5)

15/20A straight blade & 15A locking watertight plugs & connectors

Description	Color	Catalog no.		
Watertight plug closure cap for plug	Y	<input type="checkbox"/> 14W	•	•
Watertight plug closure cap for plug	BK	<input type="checkbox"/> 14WBK	•	•
Replacement watertight connector closure cap for connector	Y	<input type="checkbox"/> 15W	•	•
Replacement watertight connector closure cap for connector	BK	<input type="checkbox"/> 15WBK	•	•
Watertight toggle cover	Y	<input type="checkbox"/> WD-Cover-S		

20A locking watertight devices

Description	Color	Catalog no.		
Closure cap for watertight plug	Y	<input type="checkbox"/> 20PW	•	•
Closure cap for watertight plug	BK	<input type="checkbox"/> 20PWBK	•	•
Replacement closure cap for watertight connector	Y	<input type="checkbox"/> 20CW	•	•
Replacement closure cap for watertight connector	BK	<input type="checkbox"/> 20CWBK	•	•

30A locking watertight devices

Description	Color	Catalog no.		
Closure cap for watertight plug	Y	<input type="checkbox"/> 30PW	•	•
Closure cap for watertight plug	BK	<input type="checkbox"/> 30PWBK	•	•
Replacement closure cap for watertight connector	Y	<input type="checkbox"/> 30CW	•	•
Replacement closure cap for watertight connector	BK	<input type="checkbox"/> 30CWBK	•	•

Wire mesh for watertight plugs & connectors

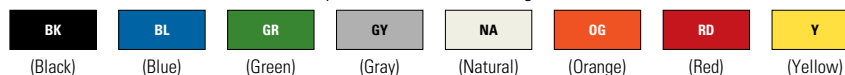
Description	Cord diameter	Catalog no.	
15/20A straight blade, 15A locking	0.31-0.37" (7.9-9.5mm)	<input type="checkbox"/> WTM131	•
	0.38-0.44" (9.5-11.1mm)	<input type="checkbox"/> WTM138	•
	0.43-0.50" (10.9-12.7mm)	<input type="checkbox"/> WTM143	•
	0.50-0.56" (12.7-14.3mm)	<input type="checkbox"/> WTM150	•
	0.56-0.63" (14.3-15.9mm)	<input type="checkbox"/> WTM156	•
20/30A locking	0.50-0.63" (12.7-15.9mm)	<input type="checkbox"/> WTM250	•
	0.63-0.75" (15.9-19.1mm)	<input type="checkbox"/> WTM263	•
	0.75-0.88" (19.1-22.2mm)	<input type="checkbox"/> WTM275	•
	0.88-1.00" (22.2-25.4mm)	<input type="checkbox"/> WTM288	•

Grommets for watertight plugs & connectors

Description	Cord diameter	Color	Catalog no.		
Grommet 20A/30A (Bag of 5)	.360-.425" (9.1-10.8mm)	BK	<input type="checkbox"/> 1547-70-P	•	•
	.425-.520" (10.8-13.2mm)	BL	<input type="checkbox"/> 1547-71-P	•	•
	.520-.620" (13.2-15.7mm)	RD	<input type="checkbox"/> 1547-72-P	•	•
	.620-.720" (15.7-18.3mm)	NA	<input type="checkbox"/> 1547-73-P	•	•
	.720-.820" (18.3-20.8mm)	GR	<input type="checkbox"/> 1547-74-P	•	•
	.820-.930" (20.8-23.6mm)	Y	<input type="checkbox"/> 1547-75-P	•	•
	.930-1.05" (23.6-26.7mm)	OG	<input type="checkbox"/> 1547-76-P	•	•
	1.05-1.15" (26.7-29.2mm)	GY	<input type="checkbox"/> 1547-77-P	•	•

Color information:

BK (Black), BL (Blue), GR (Green), GY (Gray), NA (Natural), OG (Orange), RD (Red), Y (Yellow)



Compliances, specifications and availability are subject to change without notice.

Indicates NAFTA compliant

Indicates RoHS compliant

Arrow Hart

Choose from an extensive line of rugged industrial devices

Severe duty devices

Where typical devices fail, Arrow Hart's industrial severe duty devices exceed expectations. Select from a complete line of locking or straight blade plugs and connectors for your industrial applications.

Applications

Severe duty devices have been designed specifically for industrial applications where electrical connections are exposed to dust, dirt, corrosive elements and physical abuse. Ideal for industrial manufacturing, agriculture applications, construction, warehousing and chemical processing environments, severe duty devices have excellent resistance to physical abuse, metal chips, foreign particulates, corrosion, airborne contaminants, UV exposure and ozone attack. Our Santoprene™ thermoplastic elastomer devices easily outperform rubber construction plugs and connectors under any conditions.



Severe duty

Severe duty devices in complex industrial environments

Superior materials and design provide excellent insulation and durability properties in complex industrial environments.

Severe duty plugs & connectors features & benefits

Santoprene™ elastomeric exterior provides superior performance in complex environments

Dual range cord grip provides positive cord gripping while limiting strain on conductors




Connector

Nickel plated blades, contacts and terminal screws provide corrosion resistance

Rugged nylon interior protects and insulates terminals

Wiring chamber provides generous space for wiring

Exterior jacket seals cord entrance



Plug



Combination of rugged nylon interior body and elastomeric exterior makes severe duty devices ideal for use in harsh environments



Tri-combo stainless steel assembly screws provide corrosion resistance



Cord grip accommodates wide range of cables and provides strain relief



Multiple-head drive screws provide versatility for ease of use



Unique exterior jacket seals cord entrance to protect from contaminants

Compliances, specifications and availability are subject to change without notice.

Severe duty

Straight blade & locking devices

Product description

2-pole, 3-wire grounding
 15A; 125, 250V/AC
 20A; 125, 250, 277, 480V/AC
 30A; 125, 250, 277, 480V/AC
 NEMA 5-15, 6-15, 5-20, 6-20, L5-20, L6-20, L7-20, L8-20,
 L5-30, L6-30, L7-30, L8-30



1447



1547





L520PY





L520CY

Straight blade plugs & connectors – 2-pole, 3-wire

Rating A	V/AC	NEMA	Cord diameter	Color	Plug catalog no.	Connector catalog no.	 
15	125	5-15	0.38-1.00" (9.7-25.4mm)	Y & BK	□ 1447	□ 1547	• •
	250	6-15	0.38-1.00" (9.7-25.4mm)	Y & BK	□ 1449	□ 1549	•
20	125	5-20	0.38-1.00" (9.7-25.4mm)	Y & BK	□ 1433	□ 1533	•
	250	6-20	0.38-1.00" (9.7-25.4mm)	Y & BK	□ 1448	□ 1548	•

Locking plugs & connectors – 2-pole, 3-wire

Rating A	V/AC	NEMA	Cord diameter	Color	Plug catalog no.	Connector catalog no.	 
20	125	L5-20	0.38-1.00" (9.7-25.4mm)	Y & BK	□ L520PY*	□ L520CY*	• •
	250	L6-20	0.38-1.00" (9.7-25.4mm)	Y & BK	□ L620PY*	□ L620CY*	• •
	277	L7-20	0.38-1.00" (9.7-25.4mm)	Y & BK	□ L720PY	□ L720CY	•
	480	L8-20	0.38-1.00" (9.7-25.4mm)	Y & BK	□ L820PY	□ L820CY	• •
30	125	L5-30	0.38-1.00" (9.7-25.4mm)	Y & BK	□ L530PY*	□ L530CY*	• •
	250	L6-30	0.38-1.00" (9.7-25.4mm)	Y & BK	□ L630PY*	□ L630CY*	• •
	277	L7-30	0.38-1.00" (9.7-25.4mm)	Y & BK	□ L730PY	□ L730CY	• •
	480	L8-30	0.38-1.00" (9.7-25.4mm)	Y & BK	□ L830PY	□ L830CY	• •

*NOM listed

Color information:

BK (Black), Y (Yellow)



Configuration diagrams:
 NEMA and Non-NEMA
 see pages 2-5

Compliances, specifications and availability are subject to change without notice.

 Indicates NAFTA compliant

 Indicates RoHS compliant

Severe duty

Locking devices

Product description

3-pole, 3-wire non-grounding
 3-pole, 4-wire grounding
 20A; 125/250, 3Ø 250, 3Ø 480V/AC
 30A; 125/250, 3Ø 250, 3Ø 480, 3Ø 600V/AC
 NEMA L10-20, L11-20, L14-20, L15-20, L16-20, L10-30, L11-30,
 L14-30, L15-30, L16-30, L17-30, Non-NEMA





L1020PY





L1020CY

Plugs & connectors – 3-pole, 3-wire

Rating A	V/AC	NEMA	Cord diameter	Color	Plug catalog no.	Connector catalog no.		
20	125/250	Non-NEMA	0.38-1.00" (9.7-25.4mm)	Y & BK	□ 9965PY	□ 7314CY	•	•
		L10-20	0.38-1.00" (9.7-25.4mm)	Y & BK	□ L1020PY	□ L1020CY	•	•
	3Ø 250	L11-20	0.38-1.00" (9.7-25.4mm)	Y & BK	□ L1120PY*	□ L1120CY*	•	•
30	125/250	L10-30	0.38-1.00" (9.7-25.4mm)	Y & BK	□ L1030PY	□ L1030CY	•	
		Non-NEMA	0.38-1.00" (9.7-25.4mm)	Y & BK	□ 3331PY	□ 3333CY		•
	3Ø 250	L11-30	0.38-1.00" (9.7-25.4mm)	Y & BK	□ L1130PY	□ L1130CY	•	•

*NOM listed

Plugs & connectors – 3-pole, 4-wire

Rating A	V/AC	NEMA	Cord diameter	Color	Plug catalog no.	Connector catalog no.		
20	125/250	L14-20	0.63-1.16" (15.9-29.4mm)	Y & BK	□ L1420PY*	□ L1420CY*	•	•
		3Ø 250	L15-20	0.63-1.16" (15.9-29.4mm)	Y & BK	□ L1520PY*	□ L1520CY*	•
	3Ø 480	L16-20	0.63-1.16" (15.9-29.4mm)	Y & BK	□ L1620PY	□ L1620CY	•	•
30	125/250	L14-30	0.63-1.16" (15.9-29.4mm)	Y & BK	□ L1430PY*	□ L1430CY*	•	•
		3Ø 250	L15-30	0.63-1.16" (15.9-29.4mm)	Y & BK	□ L1530PY*	□ L1530CY*	•
	3Ø 480	L16-30	0.63-1.16" (15.9-29.4mm)	Y & BK	□ L1630PY	□ L1630CY	•	•
	3Ø 600	L17-30	0.63-1.16" (15.9-29.4mm)	Y & BK	□ L1730PY	□ L1730CY	•	•

*NOM listed

Color information:

BK (Black), Y (Yellow)



Compliances, specifications and availability are subject to change without notice.

 Indicates NAFTA compliant

 Indicates RoHS compliant

Configuration diagrams:
 NEMA and Non-NEMA
 see pages 2-5

Severe duty

Locking devices

Product description

4-pole, 4-wire non-grounding
 4-pole, 5-wire grounding
 20A; 3ØY 120/208, 3ØY 277/480, 3ØY 347/600V/AC
 30A; 3ØY 120/208, 3ØY 277/480, 3ØY 347/600V/AC
 NEMA L18-20, L19-20, L20-20, L21-20, L22-20, L23-20, L18-30, L19-30,
 L20-30, L21-30, L22-30, L23-30, Non-NEMA


















L1820PY















L1820CY

Plugs & connectors – 4-pole, 4-wire

Rating A	V/AC	NEMA	Cord diameter	Color	Plug catalog no.	Connector catalog no.	 
20	3ØY 120/208	Non-NEMA	0.63-1.16" (15.9-29.4mm)	Y & BK	<input type="checkbox"/> 7411PY*	<input type="checkbox"/> 7413CY*	
		L18-20	0.63-1.16" (15.9-29.4mm)	Y & BK	<input type="checkbox"/> L1820PY*	<input type="checkbox"/> L1820CY*	 
		L19-20	0.63-1.16" (15.9-29.4mm)	Y & BK	<input type="checkbox"/> L1920PY	<input type="checkbox"/> L1920CY	 
30	3ØY 120/208	L20-20	0.63-1.16" (15.9-29.4mm)	Y & BK	<input type="checkbox"/> L2020PY	<input type="checkbox"/> L2020CY	 
		Non-NEMA	0.63-1.16" (15.9-29.4mm)	Y & BK	<input type="checkbox"/> 3431PY	<input type="checkbox"/> 3433CY	
		L18-30	0.63-1.16" (15.9-29.4mm)	Y & BK	<input type="checkbox"/> L1830PY	<input type="checkbox"/> L1830CY	 
30	3ØY 277/480	L19-30	0.63-1.16" (15.9-29.4mm)	Y & BK	<input type="checkbox"/> L1930PY	<input type="checkbox"/> L1930CY	 
		L20-30	0.63-1.16" (15.9-29.4mm)	Y & BK	<input type="checkbox"/> L2030PY	<input type="checkbox"/> L2030CY	

*NOM listed

Plugs & connectors – 4-pole, 5-wire

Rating A	V/AC	NEMA	Cord diameter	Color	Plug catalog no.	Connector catalog no.	 
20	3ØY 120/208	L21-20	0.63-1.16" (15.9-29.4mm)	Y & BK	<input type="checkbox"/> L2120PY*	<input type="checkbox"/> L2120CY*	 
		L22-20	0.63-1.16" (15.9-29.4mm)	Y & BK	<input type="checkbox"/> L2220PY*	<input type="checkbox"/> L2220CY*	 
		L23-20	0.63-1.16" (15.9-29.4mm)	Y & BK	<input type="checkbox"/> L2320PY	<input type="checkbox"/> L2320CY	
30	3ØY 120/208	L21-30	0.63-1.16" (15.9-29.4mm)	Y & BK	<input type="checkbox"/> L2130PY*	<input type="checkbox"/> L2130CY*	 
		L22-30	0.63-1.16" (15.9-29.4mm)	Y & BK	<input type="checkbox"/> L2230PY	<input type="checkbox"/> L2230CY	 
		L23-30	0.63-1.16" (15.9-29.4mm)	Y & BK	<input type="checkbox"/> L2330PY	<input type="checkbox"/> L2330CY	

*NOM listed

Color information:

BK (Black), Y (Yellow)



Configuration diagrams:
 NEMA and Non-NEMA
 see pages 2-5

Compliances, specifications and availability are subject to change without notice.

 Indicates NAFTA compliant

 Indicates RoHS compliant

Arrow Hart

Designed specifically for longevity in harsh, corrosive environments

Corrosion resistant devices

The right device for moist and humid applications. Select from a wide range of truly unique locking and straight blade plugs, connectors and receptacles designed for use in corrosive environments.

Applications

Corrosion resistant devices have been designed specifically for environments where moisture and humidity create problems for electrical connections. Ideal for industrial manufacturing, food processing, agriculture applications, and chemical processing environments, corrosion resistant devices have excellent resistance to corrosive elements plus airborne particulates and contaminants, providing dependable performance where typical devices fail. Nickel plated power contacts, terminals, blades and straps deliver enhanced corrosion resistance with excellent electrical performance.



Corrosion resistant

Innovative solutions for corrosive environment applications

Select for industrial or commercial applications, corrosion resistant devices are engineered to deliver long, dependable performance in moisture, humidity, and airborne contaminant-laden corrosive environments.

Corrosion resistant receptacles features & benefits

Solid, 1-piece, nickel plated brass grounding system assures ground integrity

High impact, arc and moisture resistant nylon construction



Exclusive 5-leaf nickel plated, solid brass blade contacts provide consistent performance and superior plug retention

Screw terminal guards provide insulation from conductive surfaces (straight blade receptacles only)


Corrosion resistant plugs & connectors features & benefits

Rugged nylon construction for extreme environments

NEMA configuration prominently displayed on exterior providing simplified identification

Exterior molds to hand with scalloped design for extra grip

Captive tri-combo screws (Slotted, Phillips and Robertson) for easy installation



Nickel plated blades, contacts and terminals

Compliances, specifications and availability are subject to change without notice.

Corrosion resistant

Straight blade & locking devices

Product description

2-pole, 3-wire grounding; 3-pole, 4-wire grounding
 15A; 125, 125/250V/AC
 20A; 125, 250, 125/250, 3Ø 250, 3Ø 480V/AC
 30A; 125, 250, 125/250, 3Ø 250, 3Ø 480V/AC
 NEMA 5-15, L5-15, 5-20, L5-20, L6-20, L14-20, L15-20,
 L5-30, L6-30, L14-30, L15-30, L16-30



CRL1430P



CRL520C

Straight blade & locking plugs & connectors



Rating A	V/AC	NEMA	Grip description	Cord diameter	Color	Plug catalog no.	Connector catalog no.		
15	125	5-15	Quick grip	0.22-0.66" (5.6-16.8mm)	Y	<input type="checkbox"/> AH5965CR	<input type="checkbox"/> AH5969CR		
			Auto grip	0.33-0.66" (8.4-16.8mm)	Y	<input type="checkbox"/> 5266NCR	<input type="checkbox"/> 5269NCR		
		L5-15	Auto grip	0.33-0.66" (8.4-16.8mm)	Y	<input type="checkbox"/> 4721NCR** [◊]	<input type="checkbox"/> 4731NCR** [◊]		
20	125	5-20	Auto grip	0.33-0.66" (8.4-16.8mm)	Y	<input type="checkbox"/> 5366NCR** [◊]	<input type="checkbox"/> 5369NCR** [◊]		
		L5-20	Safety grip	0.38-1.00" (9.7-25.4mm)	Y	<input type="checkbox"/> CRL520P	<input type="checkbox"/> CRL520C		
	250	L6-20	Safety grip	0.38-1.00" (9.7-25.4mm)	Y	<input type="checkbox"/> CRL620P	—		
	125/250	L14-20	Safety grip	0.38-1.00" (9.7-25.4mm)	Y	<input type="checkbox"/> CRL1420P	<input type="checkbox"/> CRL1420C		
	3Ø 250	L15-20	Safety grip	0.38-1.00" (9.7-25.4mm)	Y	<input type="checkbox"/> CRL1520P	<input type="checkbox"/> CRL1520C		
	3Ø 480	L16-20	Safety grip	0.38-1.00" (9.7-25.4mm)	Y	<input type="checkbox"/> CRL1620P	<input type="checkbox"/> CRL1620C		
30	125	L5-30	Safety grip	0.38-1.00" (9.7-25.4mm)	Y	<input type="checkbox"/> CRL530P	<input type="checkbox"/> CRL530C		
	250	L6-30	Safety grip	0.38-1.00" (9.7-25.4mm)	Y	<input type="checkbox"/> CRL630P	<input type="checkbox"/> CRL630C		
	125/250	L14-30	Safety grip	0.63-1.16" (16.0-29.4mm)	Y	<input type="checkbox"/> CRL1430P	<input type="checkbox"/> CRL1430C		
	3Ø 250	L15-30	Safety grip	0.63-1.16" (16.0-29.4mm)	Y	<input type="checkbox"/> CRL1530P	<input type="checkbox"/> CRL1530C		
	3Ø 480	L16-30	Safety grip	0.63-1.16" (16.0-29.4mm)	Y	<input type="checkbox"/> CRL1630P [◊]	—		

** Fed Spec [◊] Not NOM

For a complete listing of corrosion resistant devices, please refer to section D in the 2016 Arrow Hart Buyer's Guide

Color information:

BK (Black), Y (Yellow)



Compliances, specifications and availability are subject to change without notice.

Indicates NAFTA compliant

Indicates RoHS compliant

Corrosion resistant

Straight blade & locking devices

Product description

2-pole, 3-wire grounding; 3-pole, 4-wire grounding
 15A; 125V/AC
 20A; 125, 250, 125/250, 3Ø 250V/AC
 30A; 125, 250, 125/250
 NEMA 5-15, L5-15, 5-20, L5-20, L6-20, L14-20, L15-20,
 L5-30, L6-30, L14-30



CR5792



CRL1430R

Straight blade & locking receptacles




Rating		NEMA	Description	Color	Single receptacle catalog no.	Duplex receptacle catalog no.		
A	V/AC							
15	125	5-15	Straight blade duplex receptacle	Y	—	<input type="checkbox"/> AH5262CRY ^{◊‡}	•	
			Straight blade duplex receptacle	GY	—	<input type="checkbox"/> AH5262CRGY ^{◊‡}	•	
		L5-15	Locking duplex receptacle	Y	—	<input type="checkbox"/> CR4700 ^{Δ◊}	• •	
		5-15 L5-15	Combination locking & straight blade	Y	—	<input type="checkbox"/> CR5792 ^{††◊‡}	• •	
20	125	5-20	Straight blade duplex receptacle	Y	—	<input type="checkbox"/> AH5362CRY ^{◊‡}	• •	
			Straight blade duplex receptacle	GY	—	<input type="checkbox"/> AH5362CRGY ^{◊‡}	• •	
		L5-20	Locking single receptacle	Y	<input type="checkbox"/> CRL520R ^Δ	—	• •	
		250	L6-20	Locking single receptacle	Y	<input type="checkbox"/> CRL620R	—	• •
		125/250	L14-20	Locking single receptacle	Y	<input type="checkbox"/> CRL1420R ^Δ	—	• •
		3Ø 250	L15-20	Locking single receptacle	Y	<input type="checkbox"/> CRL1520R ^Δ	—	• •
30	125	L5-30	Locking single receptacle	Y	<input type="checkbox"/> CRL530R ^Δ	—	• •	
		250	L6-30	Locking single receptacle	Y	<input type="checkbox"/> CRL630R [‡]	—	• •
		125/250	L14-30	Locking single receptacle	Y	<input type="checkbox"/> CRL1430R ^{Δ◊}	—	• •

^ΔUL and CSA Listed ^{††}UL Listed Only [◊]Not NOM [‡]Not Fed Spec

For a complete listing of corrosion resistant devices, please refer to section D in the 2016 Arrow Hart Buyer's Guide

Color information:

BK (Black), Y (Yellow)



Configuration diagrams:
 NEMA and Non-NEMA
 see pages 2-5

Compliances, specifications and availability are subject to change without notice.

Indicates NAFTA compliant

Indicates RoHS compliant

Watertight straight blade devices specification & performance data

Watertight devices


Product description

2-pole, 3-wire grounding
 15A, 125V/AC; 15A, 250V/AC; 20A, 125V/AC; 20A, 250V/AC
 NEMA 5-15, 6-15, 5-20, 6-20

Device type	Watertight plugs & connectors, straight blade	Watertight receptacles, straight blade
Wiring type	Back wire	Back wire
Testing & code compliance	<ul style="list-style-type: none"> Listed to UL498, file no. E3663 cUL Certified to CSA C22.2, no. 182.2 	<ul style="list-style-type: none"> Listed to UL498, file no. E2369 cUL Certified to CAN/CSA C22.2 no. 42-99
Environmental specifications	<p>Flammability: Meets UL94 requirements; V2 rated</p> <p>Temperature rating: -40°C to 75°C (-40°F to 167°F)</p> <p>Protection: NEMA Type 4, 4X, 6, 6P & IP67</p> <p>High pressure water test: 1000 psi spray (mated or with closure cap)</p>	<p>Flammability: Meets UL94 requirements; V2 rated</p> <p>Temperature rating: -40°C to 75°C (-40°F to 167°F)</p> <p>Protection: NEMA Type 3, 3R, 4, 4X, 12 & IP66</p> <p>High pressure water test: 1000 psi spray (mated or closed)</p>
Electrical specifications	<p>Dielectric voltage: Withstands 1500V per UL498</p> <p>Current interrupting: Yes, at full-rated current</p> <p>Temperature rise: Max. 30°C (86°F) after 250 cycles of overload</p>	<p>Dielectric voltage: Withstands 1554V per UL498</p> <p>Current interrupting: Yes, at full-rated current</p> <p>Temperature rise: Max. 30°C (86°F) after 250 cycles of overload</p>
Mechanical specifications	<p>Terminal accommodation: #18 - #10 AWG</p> <p>Voltage ratings: Permanently marked on device</p>	<p>Terminal accommodation: #18 - #10 AWG</p> <p>Voltage ratings: Permanently marked on device</p>
Materials	<p>Receptacle flip lid cover & base: N/A</p> <p>Receptacle cover spring: N/A</p> <p>Receptacle lid liner & mounting gasket: N/A</p> <p>Plug/connector outer shell: Santoprene™ thermoplastic elastomeric over glass filled polypropylene</p> <p>Interior body: Nylon</p> <p>Terminal retainer: Clear lexan</p> <p>Blades: 0.069" thick brass, nickel plated</p> <p>Line contacts: 0.030"- .032" thick brass, nickel plated</p> <p>Ground shunt: N/A</p> <p>Terminal clamps: Steel, nickel plated</p> <p>Terminal screws: #10-32 brass, neutral screw nickel plated</p> <p>Ground contact: N/A</p> <p>Ground screw: #10-32 brass, zinc plated, green</p> <p>Assembly/ mounting screws: Stainless steel</p> <p>Compression nut: Glass-filled nylon</p> <p>Compression nut grommet: Santoprene™</p> <p>Receptacle mounting plate: N/A</p>	<p>Receptacle flip lid cover & base: Thermoplastic, glass-filled nylon</p> <p>Receptacle cover spring: Stainless steel, self-closing</p> <p>Receptacle lid liner & mounting gasket: Santoprene™ thermoplastic elastomeric</p> <p>Plug/connector outer shell: N/A</p> <p>Interior body: Thermoplastic, glass-filled nylon</p> <p>Terminal retainer: Clear lexan</p> <p>Blades: N/A</p> <p>Line contacts: 0.033" thick bronze, nickel plated; two-leaf construction</p> <p>Ground shunt: Solid brass</p> <p>Terminal clamps: Steel, nickel plated</p> <p>Terminal screws: #8-32 brass, neutral screw nickel plated</p> <p>Ground contact: 0.069" thick brass, nickel plated</p> <p>Ground screw: #8-32 brass, green</p> <p>Assembly/ mounting screws: Stainless steel</p> <p>Compression nut: N/A</p> <p>Compression nut grommet: N/A</p> <p>Receptacle mounting plate: Stainless steel</p>

For additional products, please refer to section D in the Arrow Hart Buyer's Guide

Compliances, specifications and availability are subject to change without notice.

 All products on this page are RoHS compliant

Severe duty & corrosion resistant straight blade devices specification & performance data

Severe duty & corrosion resistant devices


Product description

2-pole, 3-wire grounding
 15A, 125V/AC; 15A, 250V/AC; 20A, 125V/AC; 20A, 250V/AC
 NEMA 5-15, 6-15, 5-20, 6-20

Device type	Severe duty plugs & connectors, straight blade	Corrosion resistant plugs & connectors, straight blade	Quick grip corrosion resistant plugs & connectors, straight blade
Wiring type	Back wire	Back wire	Back wire
Testing & code compliance	<ul style="list-style-type: none"> Listed to UL498, file no. E3663 cUL Certified to C22.2, no. 182.2-M1987 	<ul style="list-style-type: none"> Listed to UL498, file no. E3663 UL verified to Fed Spec WC-596F cUL Certified to C22.2, no. 42 	<ul style="list-style-type: none"> cULus Listed to UL498 file E15012 UL verified to Fed Spec WC-596G
Environmental specifications	<p>Flammability: Meets UL94 requirements; V2 rated</p> <p>Temperature rating: -40°C to 75°C (-40°F to 167°F)</p>	<p>Flammability: Meets UL94 requirements; V2 rated</p> <p>Temperature rating: -20°C to 75°C (-4°F to 167°F)</p>	<p>Flammability: Meets UL94 requirements; V2 rated</p> <p>Temperature rating: -40°C to 75°C (-40°F to 167°F)</p>
Electrical specifications	<p>Dielectric voltage: Withstands 2200V per UL498</p> <p>Current interrupting: Yes, at full-rated current</p> <p>Temperature rise: Max. 30°C (86°F) after 250 cycles of overload</p>	<p>Dielectric voltage: Withstands 1500V per UL498</p> <p>Current interrupting: Yes, at full-rated current</p> <p>Temperature rise: Max. 30°C (86°F) after 100 cycles of overload</p>	<p>Dielectric voltage: Withstands 1500V per UL498</p> <p>Current interrupting: Yes, at full-rated current</p> <p>Temperature rise: Max. 30°C (86°F) after 100 cycles of overload @ 150% of rated current (DC)</p>
Mechanical specifications	<p>Terminal accommodation: #14 - #8 AWG</p> <p>Voltage ratings: Permanently marked on device</p>	<p>Terminal accommodation: #16 - #12 AWG</p> <p>Voltage ratings: Permanently marked on device</p>	<p>Terminal accommodation: #18 - #12 AWG</p> <p>Voltage ratings: Permanently marked on device</p>
Materials	<p>Plug/connector outer shell: Nylon</p> <p>Interior body: Nylon</p> <p>Terminal retainer: Clear Ilexan</p> <p>Blades: 0.069" thick brass, nickel plated</p> <p>Line contacts: 0.030"-0.032" Brass, nickel plated</p> <p>Terminal clamps: Steel, nickel plated</p> <p>Terminal screws: #10-32 brass, neutral screw nickel plated</p> <p>Ground screw: #10-32 brass, zinc plated, green</p> <p>Assembly/ mounting screws: Stainless steel</p> <p>Cord clamp: Nylon</p> <p>Gasket/dust shield: Santoprene™ thermoplastic elastomeric</p>	<p>Plug/connector outer shell: Nylon</p> <p>Interior body: Nylon</p> <p>Terminal retainer: Polypropylene / nylon</p> <p>Blades: 0.062" brass, nickel plated</p> <p>Line contacts: 0.031" brass, nickel plated</p> <p>Terminal clamps: Brass</p> <p>Terminal screws: #8-32 brass, neutral screw nickel plated</p> <p>Ground screw: #8-32 brass, zinc plated, green</p> <p>Assembly/ mounting screws: Steel, nickel plated</p> <p>Cord clamp: Polypropylene / nylon</p> <p>Gasket/dust shield: EPDM elastomer</p>	<p>Plug/connector outer shell: Nylon</p> <p>Interior body: N/A</p> <p>Terminal retainer: Clear polycarbonate</p> <p>Blades: 0.060" thick nickel plated brass</p> <p>Line contacts: 0.030" thick nickel plated brass</p> <p>Terminal clamps: Steel, nickel plated</p> <p>Terminal screws: Stainless steel, brass plated (hot); Stainless steel, nickel plated (neutral)</p> <p>Ground screw: Stainless steel, green</p> <p>Assembly/ mounting screws: Stainless steel</p> <p>Cord clamp: Nylon</p> <p>Gasket/dust shield: N/A</p>

For additional products, please refer to section D in the Arrow Hart Buyer's Guide

Compliances, specifications and availability are subject to change without notice.

 All products on this page are RoHS compliant

Watertight locking devices specification & performance data

Watertight locking devices


Product description

2-pole, 3-wire grounding; 3-pole, 3-wire non-grounding; 3-pole, 4-wire grounding;
4-pole, 4-wire non-grounding; 4-pole, 5-wire grounding

Device type	Watertight plugs & connectors, locking configurations: L5-15, L6-15, L7-15, L7-20, L8-20, L7-30, L8-30, L10-20, L10-30, L16-20, L16-30, L17-30, L19-20, L20-20, L19-30, L20-30, L23-20, L22-30, L23-30, Non-NEMA 20A 125/250V, Non-NEMA 30A	Watertight plugs & connectors, locking configurations: L5-20, L6-20, L5-30, L6-30, L11-20, L11-30, L14-20, L15-20, L14-30, L15-30, L18-20, L18-30, L21-20, L22-20, L21-30, Non-NEMA 20A 3Ø 120/208V
Wiring type	Back wire	Back wire
Testing & code compliance	<ul style="list-style-type: none"> cULus Listed to UL498, file no. E3663 	<ul style="list-style-type: none"> cULus Listed to UL498, file no. E3663 NOM certified
Environmental specifications	<p>Flammability: Meets UL94 requirements; V2 rated</p> <p>Temperature rating: -40°C to 75°C (-40°F to 167°F)</p> <p>Protection: NEMA Type 4, 4X, 6, 6P & IP67</p> <p>High pressure water test: 1000 psi spray (mated or with closure cap)</p>	<p>Flammability: Meets UL94 requirements; V2 rated</p> <p>Temperature rating: -40°C to 75°C (-40°F to 167°F)</p> <p>Protection: NEMA Type 4, 4X, 6, 6P & IP67</p> <p>High pressure water test: 1000 psi spray (mated or with closure cap)</p>
Electrical specifications	<p>Dielectric voltage: Withstands 1500V per UL498</p> <p>Current interrupting: Yes, at full-rated current</p> <p>Temperature rise: Max. 30°C (86°F) after 250 cycles of overload</p>	<p>Dielectric voltage: Withstands 1500V per UL498</p> <p>Current interrupting: Yes, at full-rated current</p> <p>Temperature rise: Max. 30°C (86°F) after 250 cycles of overload</p>
Mechanical specifications	<p>Terminal accommodation: #18 - #10 AWG</p> <p>Voltage ratings: Permanently marked on device</p>	<p>Terminal accommodation: #18 - #10 AWG</p> <p>Voltage ratings: Permanently marked on device</p>
Materials	<p>Plug/connector outer shell: Santoprene™ thermoplastic elastomeric over glass filled polypropylene</p> <p>Interior body: Nylon</p> <p>Terminal retainer: Clear lexan</p> <p>Blades: .069" thick brass, nickel plated</p> <p>Line contacts: .030"-.032" thick brass, nickel plated</p> <p>Terminal clamps: Steel, nickel plated</p> <p>Terminal screws: #10-32 brass, neutral screw nickel plated</p> <p>Ground screw: #10-32 brass, zinc plated, green</p> <p>Assembly/ mounting screws: Stainless steel</p> <p>Compression nut: Glass-filled nylon</p> <p>Compression nut grommet: Santoprene™</p>	<p>Plug/connector outer shell: Santoprene™ thermoplastic elastomeric over glass filled polypropylene</p> <p>Interior body: Nylon</p> <p>Terminal retainer: Clear lexan</p> <p>Blades: .069" thick brass, nickel plated</p> <p>Line contacts: .030"-.032" thick brass, nickel plated</p> <p>Terminal clamps: Steel, nickel plated</p> <p>Terminal screws: #10-32 brass, neutral screw nickel plated</p> <p>Ground screw: #10-32 brass, zinc plated, green</p> <p>Assembly/ mounting screws: Stainless steel</p> <p>Compression nut: Glass-filled nylon</p> <p>Compression nut grommet: Santoprene™</p>

For additional products, please refer to section D in the Arrow Hart Buyer's Guide

Compliances, specifications and availability are subject to change without notice.

 All products on this page are RoHS compliant

Watertight locking devices specification & performance data

Watertight locking devices


Product description

2-pole, 3-wire grounding; 3-pole, 3-wire non-grounding; 3-pole, 4-wire grounding; 4-pole, 4-wire non-grounding; 4-pole, 5-wire grounding

Device type	Watertight receptacles, 15A locking configurations: L5-15, L6-15, L7-15	Watertight receptacles, 20A & 30A locking configurations: L7-20, L8-20, L7-30, L8-30, L10-20, L16-20, L16-30, L17-30, L19-20, L20-20, L19-30, L20-30, L23-20, L22-30, L23-30, Non-NEMA 20A, Non-NEMA 30A	Watertight receptacles, 20A & 30A locking configurations: L5-20, L6-20, L5-30, L6-30, L11-20, L10-30, L11-30, L15-20, L14-30, L15-30, L18-20, L18-30, L21-20, L22-20, L21-30
Wiring type	Back wire	Back wire	Back wire
Testing & code compliance	<ul style="list-style-type: none"> cULus Listed to UL498, file no. E2369 	<ul style="list-style-type: none"> cULus Listed to UL498, file no. E2369 	<ul style="list-style-type: none"> cULus Listed to UL498, file no. E2369 NOM certified
Environmental specifications	<p>Flammability: Meets UL94 requirements; V2 rated</p> <p>Temperature rating: -40°C to 75°C (-40°F to 167°F)</p> <p>Protection: NEMA Type 3, 3R, 4, 4X, 12 & IP66</p> <p>High pressure water test: 1000 psi spray (mated or closed)</p>	<p>Flammability: Meets UL94 requirements; V2 rated</p> <p>Temperature rating: -40°C to 75°C (-40°F to 167°F)</p> <p>Protection: NEMA Type 3, 3R, 4, 4X, 12 & IP66</p> <p>High pressure water test: 1000 psi spray (mated or closed)</p>	<p>Flammability: Meets UL94 requirements; V2 rated</p> <p>Temperature rating: -40°C to 75°C (-40°F to 167°F)</p> <p>Protection: NEMA Type 3, 3R, 4, 4X, 12 & IP66</p> <p>High pressure water test: 1000 psi spray (mated or closed)</p>
Electrical specifications	<p>Dielectric voltage: Withstands 1554V per UL498</p> <p>Current interrupting: Yes, at full-rated current</p> <p>Temperature rise: Max. 30°C (86°F) after 250 cycles of overload</p>	<p>Dielectric voltage: Withstands 1696 - 2200V per UL498</p> <p>Current interrupting: Yes, at full-rated current</p> <p>Temperature rise: Max. 30°C (86°F) after 250 cycles of overload</p>	<p>Dielectric voltage: Withstands 1696 - 2200V per UL498</p> <p>Current interrupting: Yes, at full-rated current</p> <p>Temperature rise: Max. 30°C (86°F) after 250 cycles of overload</p>
Mechanical specifications	<p>Terminal accommodation: #18 - #10 AWG</p> <p>Voltage ratings: Permanently marked on device</p>	<p>Terminal accommodation: #14 - #8 AWG</p> <p>Voltage ratings: Permanently marked on device</p>	<p>Terminal accommodation: #14 - #8 AWG</p> <p>Voltage ratings: Permanently marked on device</p>
Materials	<p>Receptacle flip lid cover & base: Thermoplastic, glass-filled nylon</p> <p>Receptacle cover spring: Stainless steel, self-closing</p> <p>Receptacle lid liner & mounting gasket: Santoprene™ thermoplastic elastomeric</p> <p>Interior body: Thermoplastic, glass-filled nylon</p> <p>Terminal retainer: Clear lexan</p> <p>Line contacts: .033" thick bronze, nickel plated; two-leaf construction</p> <p>Ground shunt: Solid brass</p> <p>Terminal clamps: Steel, nickel plated</p> <p>Terminal screws: #8-32 brass, neutral screw nickel plated</p> <p>Ground contact: .069" thick brass, nickel plated</p> <p>Ground screw: #8-32 brass, green</p> <p>Assembly/ mounting screws: Stainless steel</p> <p>Receptacle mounting plate: Stainless steel</p>	<p>Receptacle flip lid cover & base: Thermoplastic, glass-filled nylon</p> <p>Receptacle cover spring: Stainless steel, self-closing</p> <p>Receptacle lid liner & mounting gasket: Santoprene™ thermoplastic elastomeric</p> <p>Interior body: Thermoplastic: glass-filled nylon</p> <p>Terminal retainer: Clear lexan</p> <p>Line contacts: .069" thick brass, nickel plated</p> <p>Ground shunt: Solid brass</p> <p>Terminal clamps: Steel, nickel plated</p> <p>Terminal screws: #10-32 brass, neutral screw nickel plated</p> <p>Ground contact: .069" thick brass, nickel plated</p> <p>Ground screw: #10-32 brass, green</p> <p>Assembly/ mounting screws: Stainless steel</p> <p>Receptacle mounting plate: Stainless steel</p>	<p>Receptacle flip lid cover & base: Thermoplastic, glass-filled nylon</p> <p>Receptacle cover spring: Stainless steel, self-closing</p> <p>Receptacle lid liner & mounting gasket: Santoprene™ thermoplastic elastomeric</p> <p>Interior body: Thermoplastic: glass-filled nylon</p> <p>Terminal retainer: Clear lexan</p> <p>Line contacts: .069" thick brass, nickel plated</p> <p>Ground shunt: Solid brass</p> <p>Terminal clamps: Steel, nickel plated</p> <p>Terminal screws: #10-32 brass, neutral screw nickel plated</p> <p>Ground contact: .069" thick brass, nickel plated</p> <p>Ground screw: #10-32 brass, green</p> <p>Assembly/ mounting screws: Stainless steel</p> <p>Receptacle mounting plate: Stainless steel</p>

For additional products, please refer to section D in the Arrow Hart Buyer's Guide

Compliances, specifications and availability are subject to change without notice.

 All products on this page are RoHS compliant

Severe duty locking devices specification & performance data

Severe duty locking devices


Product description

2-pole, 3-wire grounding;
 3-pole, 3-wire non-grounding; 3-pole, 4-wire grounding;
 4-pole, 4-wire non-grounding; 4-pole, 5-wire grounding
 15A, 125, 250V/AC
 20A, 125, 250, 277, 480V/AC; 20A, 125/250, 3Ø 250, 480V/AC
 30A, 125, 250, 277, 480V/AC; 30A, 125/250, 3Ø 250, 480, 600V/AC

Device type	Severe duty plugs & connectors, straight blade	Severe duty plugs & connectors, locking configurations: L5-15, L6-15, L7-15, L7-20, L8-20, L7-30, L8-30, L10-20, L10-30, L16-20, L16-30, L17-30, L19-20, L20-20, L19-30, L20-30, L23-20, L22-30, L23-30, Non-NEMA 20A 125/250V, Non-NEMA 30A	Severe duty plugs & connectors, locking configurations: L5-20, L6-20, L5-30, L6-30, L11-20, L11-30, L14-20, L15-20, L14-30, L15-30, L18-20, L18-30, L21-20, L22-20, L21-30, Non-NEMA 20A 3Ø 120/208V
Wiring type	Back wire	Back wire	Back wire
Testing & code compliance	<ul style="list-style-type: none"> Listed to UL498, file no. E3663 cUL Certified to C22.2, no. 182.2-M1987 	<ul style="list-style-type: none"> cULus Listed to UL498, file no. E3663 	<ul style="list-style-type: none"> cULus Listed to UL498, file no. E3663 NOM certified
Environmental specifications	Flammability: Meets UL94 requirements; V2 rated Temperature rating: -40°C to 75°C (-40°F to 167°F)	Flammability: Meets UL94 requirements; V2 rated Temperature rating: -40°C to 75°C (-40°F to 167°F)	Flammability: Meets UL94 requirements; V2 rated Temperature rating: -40°C to 75°C (-40°F to 167°F)
Electrical specifications	Dielectric voltage: Withstands 2200V per UL498 Current interrupting: Yes, at full-rated current Temperature rise: Max. 30°C (86°F) after 250 cycles of overload	Dielectric voltage: Withstands 2200V per UL498 Current interrupting: Yes, at full-rated current Temperature rise: Max. 30°C (86°F) after 250 cycles of overload	Dielectric voltage: Withstands 2200V per UL498 Current interrupting: Yes, at full-rated current Temperature rise: Max. 30°C (86°F) after 250 cycles of overload
Mechanical specifications	Terminal accommodation: #14 - #8 AWG Voltage ratings: Permanently marked on device	Terminal accommodation: #18 - #10 AWG Voltage ratings: Permanently marked on device	Terminal accommodation: #18 - #10 AWG Voltage ratings: Permanently marked on device
Materials	Plug/connector outer shell: Nylon Interior body: Nylon Terminal retainer: Clear lexan Blades: 0.069" thick brass, nickel plated Line contacts: 0.030"-0.032" Brass, nickel plated Terminal clamps: Steel, nickel plated Terminal screws: #10-32 brass, neutral screw nickel plated Ground screw: #10-32 brass, zinc plated, green Cord clamp: Nylon Assembly/ mounting screws: Stainless steel Gasket/dust shield: Santoprene™ thermoplastic elastomeric	Outer shell: Santoprene™ thermoplastic elastomeric over glass filled polypropylene Interior body: Nylon Terminal retainers: Clear lexan Blades: .069" thick brass, nickel plated Line contacts: .030"- .032" brass, nickel plated Terminal clamps: Steel, nickel plated Terminal screws: #10-32 brass, neutral screw nickel plated Ground screw: #8-32 brass, green Cord clamp: Nylon Assembly screws: #6-20 Stainless steel Gasket/dust shield: Santoprene™ thermoplastic elastomeric	Outer shell: Santoprene™ thermoplastic elastomeric over glass filled polypropylene Interior body: Nylon Terminal retainers: Clear lexan Blades: .069" thick brass, nickel plated Line contacts: .030"- .032" brass, nickel plated Terminal clamps: Steel, nickel plated Terminal screws: #10-32 brass, neutral screw nickel plated Ground screw: #8-32 brass, green Cord clamp: Nylon Assembly screws: #6-20 Stainless steel Gasket/dust shield: Santoprene™ thermoplastic elastomeric

For additional products, please refer to section D in the Arrow Hart Buyer's Guide

Compliances, specifications and availability are subject to change without notice.

 All products on this page are RoHS compliant

Corrosion resistant locking devices specification & performance data

Corrosion resistant locking devices


Product description

2-pole, 3-wire grounding
 3-pole, 4-wire grounding
 15A, 125, 125/250V/AC
 20A, 125, 250, 125/250V/AC; 20A, 3Ø 250, 3Ø 480V/AC
 30A, 125, 250, 125/250V/AC; 30A, 3Ø 250, 3Ø 480V/AC

Device type	Corrosion resistant plugs & connectors, locking configurations	Corrosion resistant receptacles, locking configurations
Wiring type	Back wire	Back & side wire
Testing & code compliance	<ul style="list-style-type: none"> cULus Listed to UL498, file no. E3663 NEMA L5-15 also UL verified to Fed Spec WC-596F NEMA L5-20, L6-20, L5-30, L14-20, L15-20, L14-30, L15-30 also NOM certified 	<ul style="list-style-type: none"> cULus Listed to UL498, file no. E3663, except NEMA L5-15, L5-20, L15-20 UL Listed only NEMA L5-20, L5-30, L15-20 also UL verified to Fed Spec WC-596G NEMA L5-15, L5-20 also CSA certified to C22.2, no. 42 NEMA L5-20, L6-20, L5-30, L6-30, L14-20, L15-20, L14-30 also NOM certified
Environmental specifications	Flammability: Meets UL94 requirements; V2 rated Temperature rating: -40°C to 75°C (-40°F to 167°F)	Flammability: Meets UL94 requirements; V2 rated Temperature rating: -20°C to 70°C (-4°F to 158°F)
Electrical specifications	Dielectric voltage: Withstands 1500V per UL498 Current interrupting: Yes, at full-rated current Temperature rise: Max. 30°C (86°F) after 100 cycles of overload	Dielectric voltage: Withstands 2000V per UL498 Current interrupting: Yes, at full-rated current Temperature rise: 30°C (86°F) after 100 cycles of overload
Mechanical specifications	Terminal accommodation: #14 - #8 AWG, except L5-15: #16 - #12 AWG Voltage ratings: Permanently marked on device	Terminal accommodation: #14 - #10 AWG Voltage ratings: Permanently marked on device
Materials	Receptacle face: N/A Receptacle base: N/A Plug/connector body: Nylon Terminal retainer: Clear lexan, except L5-15: polypropylene/nylon Blades: .069" brass, nickel plated, except L5-15: .062" Strap: N/A Auto ground clip: N/A Line contacts/terminals: .030- .032" bronze, nickel plated, except L5-15: .031" olin brass, nickel plated Terminal clamps: Steel, nickel plated Terminal screws: #10-32 brass, neutral screw nickel plated, except L5-15: #8-32 and hot is nickel plated Ground screw: #10-32 brass, zinc plated, green, except L5-15: #8-32 Cord clamp: Nylon, except L5-15: polypropylene Assembly screws: Stainless steel, except L5-15: nickel plated steel Gasket/dust shield: Neoprene elastomer, except L5-15: EPDM elastomer	Receptacle face: Thermoplastic, glass-filled nylon, except duplex: nylon Receptacle base: Thermoplastic, glass-filled nylon Plug/connector body: N/A Terminal retainer: N/A Blades: N/A Strap: 0.050" thick brass, except duplex: steel; nickel plated Auto ground clip: Brass Line contacts/terminals: .040" thick brass, nickel plated, except duplex: 0.036" thick bronze, nickel plated Terminal clamps: Steel, nickel plated Terminal screws: #10-32 brass, neutral screw nickel plated, except duplex: #8-32 Ground screw: #10-32 brass, zinc plated, green except duplex: #8-32 Cord clamp: N/A Assembly screws: N/A Gasket/dust shield: N/A

For additional products, please refer to section D in the Arrow Hart Buyer's Guide

Compliances, specifications and availability are subject to change without notice.

 All products on this page are RoHS compliant

Visit our website:
www.Eaton.com/arrowhart

Electrical Sector
203 Cooper Circle
Peachtree City, GA 30269
United States
Eaton.com
Eaton.com/arrowhart

Electrical Sector
Canada Operations
5925 McLaughlin Road
Mississauga, Ontario, L5R 1B8
Canada
EatonCanada.ca
Eaton.com/arrowhart

Electrical Sector
Mexico Operations
Carr. Tlalnepantla -
Cuautitlán Km 17.8 s/n
Col. Villa Jardín esq.
Cerrada 8 de Mayo
Cuautitlán, México CP 54800
México
Eaton.mx
Eaton.com/arrowhart

Eaton
1000 Eaton Boulevard
Cleveland, OH 44122
United States
Eaton.com

© 2016 Eaton
All Rights Reserved
Printed in USA
Publication No. BR630004EN
March 2016

Eaton is a registered trademark.

All other trademarks are property
of their respective owners.

Eaton's Arrow Hart
Complex environment devices

Complex environment devices

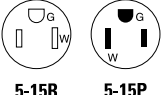

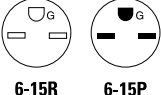
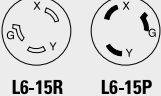

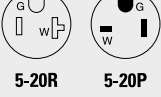
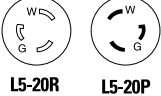
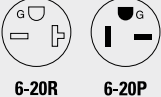
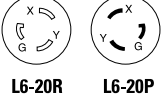

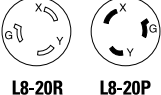
Watertight, severe duty and corrosion resistant
devices for harsh industrial environments



EATON

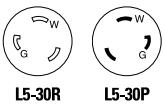



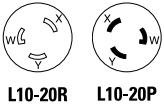
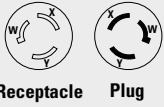
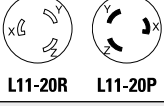
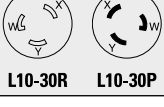
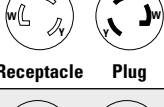

Powering Business Worldwide

NEMA and Non-NEMA quick reference guide

NEMA Configuration	Amp	V/AC	Type	Plug	Connector	Single receptacle	Duplex receptacle
2-pole / 3-wire grounding							
5-15  5-15R 5-15P	15	125	Watertight	14W47 14W47BK	15W47 15W47BK	60W47 60W47BK	60W47DPLX 60W47DPLXBK
			Severe duty	1447	1547	—	—
			Corrosion resistant	AH5965CR* 5266NCR**	AH5969CR* 5269NCR**	—	AH5262CRY AH5262CRGY CR5792***
L5-15  L5-15R L5-15P	15	125	Watertight	24W47 24W47BK	25W47 25W47BK	65W47 65W47BK	65W47DPLX 65W47DPLXBK
			Corrosion resistant	4721NCR**	4731NCR**	—	CR4700 CR5792***
6-15  6-15R 6-15P	15	250	Watertight	14W49 14W49BK	15W49 15W49BK	60W49 60W49BK	60W49DPLX 60W49DPLXBK
			Severe duty	1449	1549	—	—
L6-15  L6-15R L6-15P	15	250	Watertight	24W49 24W49BK	25W49 25W49BK	65W49 65W49BK	65W49DPLX 65W49DPLXBK
L7-15  L7-15R L7-15P	15	277	Watertight	24W34 24W34BK	25W34 25W34BK	65W34 65W34BK	65W34DPLX 65W34DPLXBK
5-20  5-20R 5-20P	20	125	Watertight	14W33 14W33BK	15W33 15W33BK	60W33 60W33BK	60W33DPLX 60W33DPLXBK
			Severe duty	1433	1533	—	—
			Corrosion resistant	5366NCR**	5369NCR**	—	AH5362CRY AH5362CRGY
L5-20  L5-20R L5-20P	20	125	Watertight	L520PW L520PWBK	L520CW L520CWBK	L520RW L520RWBK	—
			Severe duty	L520PY	L520CY	—	—
			Corrosion resistant	CRL520P	CRL520C	CRL520R	—
6-20  6-20R 6-20P	20	250	Watertight	14W48 14W48BK	15W48 15W48BK	60W48 60W48BK	60W48DPLX 60W48DPLXBK
			Severe duty	1448	1548	—	—
L6-20  L6-20R L6-20P	20	250	Watertight	L620PW L620PWBK	L620CW L620CWBK	L620RW L620RWBK	—
			Severe duty	L620PY	L620CY	—	—
			Corrosion resistant	CRL620P	—	CRL620R	—
L7-20  L7-20R L7-20P	20	277	Watertight	L720PW L720PWBK	L720CW L720CWBK	L720RW L720RWBK	—
			Severe duty	L720PY	L720CY	—	—
L8-20  L8-20R L8-20P	20	480	Watertight	L820PW L820PWBK	L820CW L820CWBK	L820RW L820RWBK	—
			Severe duty	L820PY	L820CY	—	—

*Quick grip **Auto grip ***CR5792 is a mixed duplex receptacle with one 5-15 and one L5-15

NEMA and Non-NEMA quick reference guide

NEMA Configuration	Amp	V/AC	Type	Plug	Connector	Single receptacle	Duplex receptacle
2-pole / 3-wire grounding							
L5-30  L5-30R L5-30P	30	125	Watertight	L530PW L530PWBK	L530CW L530CWBK	L530RW L530RWBK	—
			Severe duty	L530PY	L530CY	—	—
			Corrosion resistant	CRL530P	CRL530C	CRL530R	—
L6-30  L6-30R L6-30P	30	250	Watertight	L630PW L630PWBK	L630CW L630CWBK	L630RW L630RWBK	—
			Severe duty	L630PY	L630CY	—	—
			Corrosion resistant	CRL630P	CRL630C	CRL630R	—
L7-30  L7-30R L7-30P	30	277	Watertight	L730PW L730PWBK	L730CW L730CWBK	L730RW L730RWBK	—
			Severe duty	L730PY	L730CY	—	—
L8-30  L8-30R L8-30P	30	480	Watertight	L830PW L830PWBK	L830CW L830CWBK	L830RW L830RWBK	—
			Severe duty	L830PY	L830CY	—	—
3-pole / 3-wire non-grounding							
L10-20  L10-20R L10-20P	20	125/250	Watertight	L1020PW L1020PWBK	L1020CW L1020CWBK	L1020RW L1020RWBK	—
			Severe duty	L1020PY	L1020CY	—	—
Non-NEMA Locking  Receptacle Plug	20	125/250	Watertight	9965PW 9965PWBK	7314CW 7314CWBK	7314RW 7314RWBK	—
			Severe duty	9965PY	7314CY	—	—
L11-20  L11-20R L11-20P	20	3Ø 250	Watertight	L1120PW L1120PWBK	L1120CW L1120CWBK	L1120RW L1120RWBK	—
			Severe duty	L1120PY	L1120CY	—	—
L10-30  L10-30R L10-30P	30	125/250	Watertight	L1030PW L1030PWBK	L1030CW L1030CWBK	L1030RW L1030RWBK	—
			Severe duty	L1030PY	L1030CY	—	—
Non-NEMA Locking  Receptacle Plug	30	125/250	Watertight	3331PW 3331PWBK	3333CW 3333CWBK	3333RW 3333RWBK	—
			Severe duty	3331PY	3333CY	—	—
L11-30  L11-30R L11-30P	30	3Ø 250	Watertight	L1130PW L1130PWBK	L1130CW L1130CWBK	L1130RW L1130RWBK	—
			Severe duty	L1130PY	L1130CY	—	—

NEMA and Non-NEMA quick reference guide

NEMA Configuration	Amp	V/AC	Type	Plug	Connector	Single receptacle	Duplex receptacle
3-pole / 4-wire grounding							
L14-20  L14-20R L14-20P	20	125/250	Watertight	L1420PW L1420PWBK	L1420CW L1420CWBK	L1420RW L1420RWBK	—
			Severe duty	L1420PY	L1420CY	—	—
			Corrosion resistant	CRL1420P	CRL1420C	CRL1420R	—
L15-20  L15-20R L15-20P	20	3Ø 250	Watertight	L1520PW L1520PWBK	L1520CW L1520CWBK	L1520RW L1520RWBK	—
			Severe duty	L1520PY	L1520CY	—	—
			Corrosion resistant	CRL1520P	CRL1520C	CRL1520R	—
L16-20  L16-20R L16-20P	20	3Ø 480	Watertight	L1620PW L1620PWBK	L1620CW L1620CWBK	L1620RW L1620RWBK	—
			Severe duty	L1620PY	L1620CY	—	—
			Corrosion resistant	CRL1620P	CRL1620C	—	—
L14-30  L14-30R L14-30P	30	125/250	Watertight	L1430PW L1430PWBK	L1430CW L1430CWBK	L1430RW L1430RWBK	—
			Severe duty	L1430PY	L1430CY	—	—
			Corrosion resistant	CRL1430P	CRL1430C	CRL1430R	—
L15-30  L15-30R L15-30P	30	3Ø 250	Watertight	L1530PW L1530PWBK	L1530CW L1530CWBK	L1530RW L1530RWBK	—
			Severe duty	L1530PY	L1530CY	—	—
			Corrosion resistant	CRL1530P	CRL1530C	—	—
L16-30  L16-30R L16-30P	30	3Ø 480	Watertight	L1630PW L1630PWBK	L1630CW L1630CWBK	L1630RW L1630RWBK	—
			Severe duty	L1630PY	L1630CY	—	—
			Corrosion resistant	CRL1630P	—	—	—
L17-30  L17-30R L17-30P	30	3Ø 600	Watertight	L1730PW L1730PWBK	L1730CW L1730CWBK	L1730RW L1730RWBK	—
			Severe duty	L1730PY	L1730CY	—	—
4-pole / 4-wire non-grounding							
L18-20  L18-20R L18-20P	20	3ØY 120/208	Watertight	L1820PW L1820PWBK	L1820CW L1820CWBK	L1820RW L1820RWBK	—
			Severe duty	L1820PY	L1820CY	—	—
Non-NEMA Locking  Receptacle Plug	20	3ØY 120/208	Watertight	7411PW 7411PWBK	7413CW 7413CWBK	7413RW 7413RWBK	—
			Severe duty	7411PY	7413CY	—	—
L19-20  L19-20R L19-20P	20	3ØY 277/480	Watertight	L1920PW L1920PWBK	L1920CW L1920CWBK	L1920RW L1920RWBK	—
			Severe duty	L1920PY	L1920CY	—	—
L20-20  L20-20R L20-20P	20	3ØY 347/600	Watertight	L2020PW L2020PWBK	L2020CW L2020CWBK	L2020RW L2020RWBK	—
			Severe duty	L2020PY	L2020CY	—	—

NEMA and Non-NEMA quick reference guide

NEMA Configuration	Amp	V/AC	Type	Plug	Connector	Single receptacle	Duplex receptacle
4-pole / 4-wire non-grounding							
L18-30  L18-30R L18-30P	30	3ØY 120/208	Watertight	L1830PW L1830PWBK	L1830CW L1830CWBK	L1830RW L1830RWBK	—
			Severe duty	L1830PY	L1830CY	—	—
Non-NEMA Locking  Receptacle Plug	30	3ØY 120/208	Watertight	3431PW 3431PWBK	3433CW 3433CWBK	3433RW 3433RWBK	—
			Severe duty	3431PY	3433CY	—	—
L19-30  L19-30R L19-30P	30	3ØY 277/480	Watertight	L1930PW L1930PWBK	L1930CW L1930CWBK	L1930RW L1930RWBK	—
			Severe duty	L1930PY	L1930CY	—	—
L20-30  L20-30R L20-30P	30	3ØY 347/600	Watertight	L2030PW L2030PWBK	L2030CW L2030CWBK	L2030RW L2030RWBK	—
			Severe duty	L2030PY	L2030CY	—	—
4-pole / 5-wire grounding							
L21-20  L21-20R L21-20P	20	3ØY 120/208	Watertight	L2120PW L2120PWBK	L2120CW L2120CWBK	L2120RW L2120RWBK	—
			Severe duty	L2120PY	L2120CY	—	—
L22-20  L22-20R L22-20P	20	3ØY 277/480	Watertight	L2220PW L2220PWBK	L2220CW L2220CWBK	L2220RW L2220RWBK	—
			Severe duty	L2220PY	L2220CY	—	—
L23-20  L23-20R L23-20P	20	3ØY 347/600	Watertight	L2320PW L2320PWBK	L2320CW L2320CWBK	L2320RW L2320RWBK	—
			Severe duty	L2320PY	L2320CY	—	—
L21-30  L21-30R L21-30P	30	3ØY 120/208	Watertight	L2130PW L2130PWBK	L2130CW L2130CWBK	L2130RW L2130RWBK	—
			Severe duty	L2130PY	L2130CY	—	—
L22-30  L22-30R L22-30P	30	3ØY 277/480	Watertight	L2230PW L2230PWBK	L2230CW L2230CWBK	L2230RW L2230RWBK	—
			Severe duty	L2230PY	L2230CY	—	—
L23-30  L23-30R L23-30P	30	3ØY 347/600	Watertight	L2330PW L2330PWBK	L2330CW L2330CWBK	L2330RW L2330RWBK	—
			Severe duty	L2330PY	L2330CY	—	—



Arrow Hart delivers superior performance in the harshest environments

Table of contents	Page
NEMA and Non-NEMA quick reference chart	2-5
Complex environment introduction	6-7
Watertight devices & accessories	8-16
Severe duty devices	17-21
Corrosion resistant devices	22-25
Specification & performance data	26-31

Complex Environments

Eaton's family of Arrow Hart complex environment devices excel where standard wiring devices are most susceptible to failure: physically abusive areas containing a host of contaminants that attack device integrity like oil, chemicals, water and moisture, UV exposure, ozone and corrosive airborne contaminants.

Arrow Hart offers a complete range of solutions for use in complex environments

- Watertight devices provide safe and reliable connectivity in the harshest indoor and outdoor environments, including wet locations, high-pressure spray, UV and ozone exposure, and prolonged contact with chemicals and oils
- Severe duty devices offer superior resistance to UV exposure, ozone and physical abuse typically found in industrial applications
- Corrosion resistant devices are engineered to perform where chemical vapors, moisture and humidity create corrosive environments





Watertight, severe duty & corrosion resistant devices

Select from a complete offering of straight blade and locking devices intended for use in complex and harsh environments, including a wide range of plugs, connectors, receptacles and accessories.



Watertight device applications:

- Food & beverage processing
- Chemical production
- Marinas/shipbuilding
- Agriculture
- Water/wastewater treatment
- Industrial manufacturing



Severe duty device applications:

- Industrial manufacturing
- Mining
- Agriculture
- Warehousing & refrigeration



Corrosion resistant device applications:

- Chemical processing
- Temporary power
- Machine shops/millworks

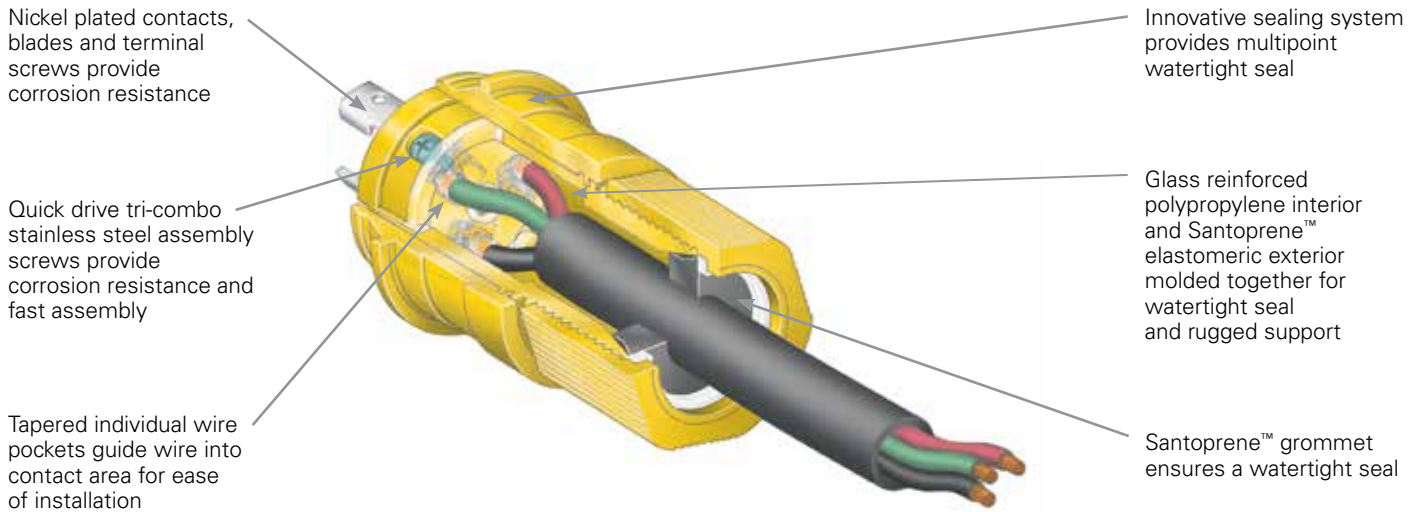



Watertight

A wide range of watertight devices

Watertight devices have been designed for industrial applications in which electrical connections are exposed to liquid splashing and hose-down. Ideal for industrial manufacturing, food and beverage processing, agriculture applications, chemical production, shipyards and marinas plus wastewater treatment facilities, watertight devices have excellent resistance to physical abuse, hose-directed water, oils, chemicals, corrosive liquids, airborne particulates and contaminants, UV exposure and ozone attack. Properly mated plugs, connectors, receptacles and closed receptacles form a multi-point watertight seal that resists 1,000 psi water spray.

Watertight plugs & connectors features & benefits



Compliances, specifications and availability are subject to change without notice.

Watertight

Innovative solutions for watertight applications


Eaton's Arrow Hart watertight locking devices utilize a unique, robust design and superior materials to provide watertight security in harsh environments

Watertight receptacles & accessories features & benefits

Spring-loaded self-closing flip lid cover ensures a watertight seal to NEMA Type 4X when the receptacle is not in use

Glass-filled nylon cover and exterior shell provide impact resistance in harsh environments

Stainless steel mounting and assembly screws provide corrosion resistance



Lockable cover provides means of lockout/tagout

Nickel plated power contacts and terminal assemblies provide corrosion resistance



Unique design and sealing system provides multipoint IP67 watertight seal



Spring-loaded, self closing glass filled flip lids ensure a watertight seal to NEMA Type 4X when closed



Tri-combo stainless steel assembly screws provide corrosion resistance



Optional plug closure cap provides watertight protection for plug when not in use



Replace threaded cord grip with optional wire mesh fitting for integrated cable strain relief



Santoprene™ grommets ensure watertight seal at cord entrance for the widest range of cord diameters

Compliances, specifications and availability are subject to change without notice.

Straight blade devices

Product description

2-pole, 3-wire grounding
 15A; 125, 250V/AC
 20A; 125, 250V/AC
 NEMA 5-15, 5-20, 6-15, 6-20



60W48DPLXBK





















14W47



15W47

Straight blade devices

A	Rating V/AC	NEMA	Cord diameter	Color	Plug catalog no.	Connector catalog no.	Single receptacle catalog no.	Duplex receptacle catalog no.	 
15	125	5-15	0.30-0.65" (7.6-16.5mm)	Y	<input type="checkbox"/> 14W47	<input type="checkbox"/> 15W47	<input type="checkbox"/> 60W47	<input type="checkbox"/> 60W47DPLX	 
			0.30-0.65" (7.6-16.5mm)	BK	<input type="checkbox"/> 14W47BK	<input type="checkbox"/> 15W47BK	<input type="checkbox"/> 60W47BK	<input type="checkbox"/> 60W47DPLXBK	 
	250	6-15	0.30-0.65" (7.6-16.5mm)	Y	<input type="checkbox"/> 14W49	<input type="checkbox"/> 15W49	<input type="checkbox"/> 60W49	<input type="checkbox"/> 60W49DPLX	 
			0.30-0.65" (7.6-16.5mm)	BK	<input type="checkbox"/> 14W49BK	<input type="checkbox"/> 15W49BK	<input type="checkbox"/> 60W49BK	<input type="checkbox"/> 60W49DPLXBK	 
20	125	5-20	0.36-0.84" (9.1-21.3mm)	Y	<input type="checkbox"/> 14W33	<input type="checkbox"/> 15W33	<input type="checkbox"/> 60W33	<input type="checkbox"/> 60W33DPLX	 
			0.36-0.84" (9.1-21.3mm)	BK	<input type="checkbox"/> 14W33BK	<input type="checkbox"/> 15W33BK	<input type="checkbox"/> 60W33BK	<input type="checkbox"/> 60W33DPLXBK	 
	250	6-20	0.36-0.84" (9.1-21.3mm)	Y	<input type="checkbox"/> 14W48	<input type="checkbox"/> 15W48	<input type="checkbox"/> 60W48°	<input type="checkbox"/> 60W48DPLX°	 
			0.36-0.84" (9.1-21.3mm)	BK	<input type="checkbox"/> 14W48BK	<input type="checkbox"/> 15W48BK	<input type="checkbox"/> 60W48BK°	<input type="checkbox"/> 60W48DPLXBK°	 

°Not NAFTA

Color information:

BK (Black), Y (Yellow)



Configuration diagrams:
 NEMA and Non-NEMA
 see pages 2-5

Compliances, specifications and availability are subject to change without notice.

 Indicates NAFTA compliant

 Indicates RoHS compliant

Locking devices

Product description

2-pole, 3-wire grounding
 15A; 125, 250, 277V/AC
 20A; 125, 250, 277, 480V/AC
 30A; 125, 250, 277, 480V/AC
 NEMA L5-15, L5-20, L5-30, L6-15, L6-20, L6-30, L7-15, L7-20, L7-30, L8-20, L8-30



L530RW



65W47DPLX



24W47



25W47

Locking devices

A	Rating V/AC	NEMA	Cord diameter	Color	Plug catalog no.	Connector catalog no.	Single receptacle catalog no.	Duplex receptacle catalog no.		
15	125	L5-15	0.30-0.65" (7.6-16.5mm)	Y	<input type="checkbox"/> 24W47	<input type="checkbox"/> 25W47	<input type="checkbox"/> 65W47	<input type="checkbox"/> 65W47DPLX		
			0.30-0.65" (7.6-16.5mm)	BK	<input type="checkbox"/> 24W47BK	<input type="checkbox"/> 25W47BK	<input type="checkbox"/> 65W47BK	<input type="checkbox"/> 65W47DPLXBK		
	250	L6-15	0.30-0.65" (7.6-16.5mm)	Y	<input type="checkbox"/> 24W49	<input type="checkbox"/> 25W49	<input type="checkbox"/> 65W49°	<input type="checkbox"/> 65W49DPLX°		
			0.30-0.65" (7.6-16.5mm)	BK	<input type="checkbox"/> 24W49BK	<input type="checkbox"/> 25W49BK	<input type="checkbox"/> 65W49BK°	<input type="checkbox"/> 65W49DPLXBK°		
	277	L7-15	0.30-0.65" (7.6-16.5mm)	Y	<input type="checkbox"/> 24W34	<input type="checkbox"/> 25W34	<input type="checkbox"/> 65W34	<input type="checkbox"/> 65W34DPLX		
			0.30-0.65" (7.6-16.5mm)	BK	<input type="checkbox"/> 24W34BK	<input type="checkbox"/> 25W34BK	<input type="checkbox"/> 65W34BK	<input type="checkbox"/> 65W34DPLXBK		
20	125	L5-20	0.36-0.84" (9.1-21.3mm)	Y	<input type="checkbox"/> L520PW*	<input type="checkbox"/> L520CW*	<input type="checkbox"/> L520RW*	—		
			0.36-0.84" (9.1-21.3mm)	BK	<input type="checkbox"/> L520PWBK*	<input type="checkbox"/> L520CWBK*	<input type="checkbox"/> L520RWBK*	—		
	250	L6-20	0.36-0.84" (9.1-21.3mm)	Y	<input type="checkbox"/> L620PW*	<input type="checkbox"/> L620CW*	<input type="checkbox"/> L620RW*	—		
			0.36-0.84" (9.1-21.3mm)	BK	<input type="checkbox"/> L620PWBK*	<input type="checkbox"/> L620CWBK*	<input type="checkbox"/> L620RWBK*	—		
	277	L7-20	0.36-0.84" (9.1-21.3mm)	Y	<input type="checkbox"/> L720PW°	<input type="checkbox"/> L720CW°	<input type="checkbox"/> L720RW	—		
			0.36-0.84" (9.1-21.3mm)	BK	<input type="checkbox"/> L720PWBK°	<input type="checkbox"/> L720CWBK°	<input type="checkbox"/> L720RWBK	—		
480	L8-20	0.36-0.84" (9.1-21.3mm)	Y	<input type="checkbox"/> L820PW	<input type="checkbox"/> L820CW	<input type="checkbox"/> L820RW°	—			
		0.36-0.84" (9.1-21.3mm)	BK	<input type="checkbox"/> L820PWBK	<input type="checkbox"/> L820CWBK	<input type="checkbox"/> L820RWBK°	—			
	30	L5-30	0.43"-1.15" (10.9-29.2mm)	Y	<input type="checkbox"/> L530PW*	<input type="checkbox"/> L530CW*	<input type="checkbox"/> L530RW*	—		
			0.43"-1.15" (10.9-29.2mm)	BK	<input type="checkbox"/> L530PWBK*	<input type="checkbox"/> L530CWBK*	<input type="checkbox"/> L530RWBK*	—		
250	L6-30	0.43-1.15" (10.9-29.2mm)	Y	<input type="checkbox"/> L630PW*	<input type="checkbox"/> L630CW*	<input type="checkbox"/> L630RW*	—			
		0.43-1.15" (10.9-29.2mm)	BK	<input type="checkbox"/> L630PWBK*	<input type="checkbox"/> L630CWBK*	<input type="checkbox"/> L630RWBK*	—			
277	L7-30	0.43-1.15" (10.9-29.2mm)	Y	<input type="checkbox"/> L730PW	<input type="checkbox"/> L730CW	<input type="checkbox"/> L730CW	—			
		0.43-1.15" (10.9-29.2mm)	BK	<input type="checkbox"/> L730PWBK	<input type="checkbox"/> L730CWBK	<input type="checkbox"/> L730CWBK	—			
480	L8-30	0.43"-1.15" (10.9-29.2mm)	Y	<input type="checkbox"/> L830PW	<input type="checkbox"/> L830CW	<input type="checkbox"/> L830RW°	—			
		0.43-1.15" (10.9-29.2mm)	BK	<input type="checkbox"/> L830PWBK	<input type="checkbox"/> L830CWBK	<input type="checkbox"/> L830RWBK°	—			

*NOM Listed °Not NAFTA

Color information:

BK (Black), Y (Yellow)



(Black) (Yellow)

Configuration diagrams:
 NEMA and Non-NEMA
 see pages 2-5

Compliances, specifications and availability are subject to change without notice.

 Indicates NAFTA compliant

 Indicates RoHS compliant

Watertight

Locking devices

Product description

3-pole, 3-wire non-grounding
 20A; 125/250, 3Ø 250V/AC
 30A; 125/250, 3Ø 250V/AC
 NEMA L10-20, L11-20, L10-30, L11-30, Non-NEMA



L1020PW



L1020CW

Rating		NEMA	Cord diameter	Color	Plug catalog no.	Connector catalog no.	Single receptacle catalog no.	
A	V/AC							
20	125/250	Non-NEMA	0.36-0.84" (9.1-21.3mm)	Y	<input type="checkbox"/> 9965PW	<input type="checkbox"/> 7314CW	<input type="checkbox"/> 7314RW [°]	
			0.36-0.84" (9.1-21.3mm)	BK	<input type="checkbox"/> 9965PWBK	<input type="checkbox"/> 7314CWBK	<input type="checkbox"/> 7314RWBK [°]	
		L10-20	0.43-1.15" (10.9-29.2mm)	Y	<input type="checkbox"/> L1020PW	<input type="checkbox"/> L1020CW	<input type="checkbox"/> L1020RW [°]	
			0.43-1.15" (10.9-29.2mm)	BK	<input type="checkbox"/> L1020PWBK	<input type="checkbox"/> L1020CWBK	<input type="checkbox"/> L1020RWBK [°]	
20	3Ø 250	L11-20	0.43-1.15" (10.9-29.2mm)	Y	<input type="checkbox"/> L1120PW*	<input type="checkbox"/> L1120CW*	<input type="checkbox"/> L1120RW* [°]	
			0.43-1.15" (10.9-29.2mm)	BK	<input type="checkbox"/> L1120PWBK*	<input type="checkbox"/> L1120CWBK*	<input type="checkbox"/> L1120RWBK** [°]	
30	125/250	L10-30	0.43-1.15" (10.9-29.2mm)	Y	<input type="checkbox"/> L1030PW [°]	<input type="checkbox"/> L1030CW [°]	<input type="checkbox"/> L1030RW [°]	
			0.43-1.15" (10.9-29.2mm)	BK	<input type="checkbox"/> L1030PWBK [°]	<input type="checkbox"/> L1030CWBK [°]	<input type="checkbox"/> L1030RWBK [°]	
		Non-NEMA	0.43-1.15" (10.9-29.2mm)	Y	<input type="checkbox"/> 3331PW	<input type="checkbox"/> 3333CW	<input type="checkbox"/> 3333RW	
			0.43-1.15" (10.9-29.2mm)	BK	<input type="checkbox"/> 3331PWBK	<input type="checkbox"/> 3333CWBK	<input type="checkbox"/> 3333RWBK	
30	3Ø 250	L11-30	0.43-1.15" (10.9-29.2mm)	Y	<input type="checkbox"/> L1130PW*	<input type="checkbox"/> L1130CW*	<input type="checkbox"/> L1130RW* [°]	
			0.43-1.15" (10.9-29.2mm)	BK	<input type="checkbox"/> L1130PWBK*	<input type="checkbox"/> L1130CWBK*	<input type="checkbox"/> L1130RWBK** [°]	

*NOM Listed °Not NAFTA °Not RoHS

Color information:

BK (Black), Y (Yellow)



Configuration diagrams:
 NEMA and Non-NEMA
 see pages 2-5

Compliances, specifications and availability are subject to change without notice.

Indicates NAFTA compliant

Indicates RoHS compliant

Watertight

Locking devices

Product description

3-pole, 4-wire grounding
 20A; 125/250, 3Ø 250, 3Ø 480V/AC
 30A; 125/250, 3Ø 250, 3Ø 480, 3Ø 600V/AC
 NEMA L14-20, L14-30, L15-20, L15-30, L16-20, L16-30, L17-30





L1620RW



L1730PWBK

Locking devices

Rating A	V/AC	NEMA	Cord diameter	Color	Plug catalog no.	Connector catalog no.	Single receptacle catalog no.		
20	125/250	L14-20	0.36-0.84" (9.1-21.3mm)	Y	<input type="checkbox"/> L1420PW*	<input type="checkbox"/> L1420CW*	<input type="checkbox"/> L1420RW*	•	•
			0.36-0.84" (9.1-21.3mm)	BK	<input type="checkbox"/> L1420PWBK*	<input type="checkbox"/> L1420CWBK*	<input type="checkbox"/> L1420RWBK*	•	•
3Ø 250	L15-20	L15-20	0.36-0.84" (9.1-21.3mm)	Y	<input type="checkbox"/> L1520PW*	<input type="checkbox"/> L1520CW*	<input type="checkbox"/> L1520RW*	•	•
			0.36-0.84" (9.1-21.3mm)	BK	<input type="checkbox"/> L1520PWBK*	<input type="checkbox"/> L1520CWBK*	<input type="checkbox"/> L1520RWBK*	•	•
3Ø 480	L16-20	L16-20	0.36-0.84" (9.1-21.3mm)	Y	<input type="checkbox"/> L1620PW	<input type="checkbox"/> L1620CW	<input type="checkbox"/> L1620RW	•	•
			0.36-0.84" (9.1-21.3mm)	BK	<input type="checkbox"/> L1620PWBK	<input type="checkbox"/> L1620CWBK	<input type="checkbox"/> L1620RWBK	•	•
30	125/250	L14-30	0.43-1.15" (10.9-29.2mm)	Y	<input type="checkbox"/> L1430PW*	<input type="checkbox"/> L1430CW*	<input type="checkbox"/> L1430RW*	•	•
			0.43-1.15" (10.9-29.2mm)	BK	<input type="checkbox"/> L1430PWBK*	<input type="checkbox"/> L1430CWBK*	<input type="checkbox"/> L1430RWBK*	•	•
3Ø 250	L15-30	L15-30	0.43-1.15" (10.9-29.2mm)	Y	<input type="checkbox"/> L1530PW*	<input type="checkbox"/> L1530CW*	<input type="checkbox"/> L1530RW*	•	•
			0.43-1.15" (10.9-29.2mm)	BK	<input type="checkbox"/> L1530PWBK*	<input type="checkbox"/> L1530CWBK*	<input type="checkbox"/> L1530RWBK*	•	•
3Ø 480	L16-30	L16-30	0.43-1.15" (10.9-29.2mm)	Y	<input type="checkbox"/> L1630PW	<input type="checkbox"/> L1630CW	<input type="checkbox"/> L1630RW	•	•
			0.43-1.15" (10.9-29.2mm)	BK	<input type="checkbox"/> L1630PWBK	<input type="checkbox"/> L1630CWBK	<input type="checkbox"/> L1630RWBK	•	•
3Ø 600	L17-30	L17-30	0.43-1.15" (10.9-29.2mm)	Y	<input type="checkbox"/> L1730PW	<input type="checkbox"/> L1730CW	<input type="checkbox"/> L1730RW	•	•
			0.43-1.15" (10.9-29.2mm)	BK	<input type="checkbox"/> L1730PWBK	<input type="checkbox"/> L1730CWBK	<input type="checkbox"/> L1730RWBK	•	•

*NOM Listed


Color information:

BK (Black), Y (Yellow)



Configuration diagrams:
 NEMA and Non-NEMA
 see pages 2-5

Compliances, specifications and availability are subject to change without notice.

 Indicates NAFTA compliant

 Indicates RoHS compliant

Locking devices

Product description

4-pole, 4-wire non-grounding
 20A; 3ØY 120/208, 3ØY 277/480, 3ØY 347/600V/AC
 30A; 3ØY 120/208, 3ØY 277/480, 3ØY 347/600V/AC
 NEMA L18-20, L19-20, L20-20, L18-30, L19-30, L20-30, Non-NEMA



L2030RW

































L1820PW



L1820CW

Locking devices

Rating A	V/AC	NEMA	Cord diameter	Color	Plug catalog no.	Connector catalog no.	Single receptacle catalog no.		
20	3ØY 120/208	Non- NEMA	0.43-1.15" (10.9-29.2mm)	Y	<input type="checkbox"/> 7411PW*	<input type="checkbox"/> 7413CW*	<input type="checkbox"/> 7413RW		
			0.43-1.15" (10.9-29.2mm)	BK	<input type="checkbox"/> 7411PWBK*	<input type="checkbox"/> 7413CWBK*	<input type="checkbox"/> 7413RWBK		
	L18-20	0.36-0.84" (9.1-21.3mm)	Y	<input type="checkbox"/> L1820PW*	<input type="checkbox"/> L1820CW*	<input type="checkbox"/> L1820RW*			
			BK	<input type="checkbox"/> L1820PWBK*	<input type="checkbox"/> L1820CWBK*	<input type="checkbox"/> L1820RWBK*			
	3ØY 277/480	L19-20	0.36-0.84" (9.1-21.3mm)	Y	<input type="checkbox"/> L1920PW	<input type="checkbox"/> L1920CW	<input type="checkbox"/> L1920RW		
				BK	<input type="checkbox"/> L1920PWBK	<input type="checkbox"/> L1920CWBK	<input type="checkbox"/> L1920RWBK		
3ØY 347/600	L20-20	0.36-0.84" (9.1-21.3mm)	Y	<input type="checkbox"/> L2020PW	<input type="checkbox"/> L2020CW	<input type="checkbox"/> L2020RW°			
			BK	<input type="checkbox"/> L2020PWBK	<input type="checkbox"/> L2020CWBK	<input type="checkbox"/> L2020RWBK°			
30	3ØY 120/208	Non- NEMA	0.43-1.15" (10.9-29.2mm)	Y	<input type="checkbox"/> 3431PW	<input type="checkbox"/> 3433CW	<input type="checkbox"/> 3433RW		
			0.43-1.15" (10.9-29.2mm)	BK	<input type="checkbox"/> 3431PWBK	<input type="checkbox"/> 3433CWBK	<input type="checkbox"/> 3433RWBK		
	L18-30	0.43-1.15" (10.9-29.2mm)	Y	<input type="checkbox"/> L1830PW*	<input type="checkbox"/> L1830CW	<input type="checkbox"/> L1830RW*			
			BK	<input type="checkbox"/> L1830PWBK*	<input type="checkbox"/> L1830CWBK	<input type="checkbox"/> L1830RWBK*			
	3ØY 277/480	L19-30	0.43-1.15" (10.9-29.2mm)	Y	<input type="checkbox"/> L1930PW	<input type="checkbox"/> L1930CW	<input type="checkbox"/> L1930RW		
				BK	<input type="checkbox"/> L1930PWBK	<input type="checkbox"/> L1930CWBK	<input type="checkbox"/> L1930RWBK		
	3ØY 347/600	L20-30	0.43-1.15" (10.9-29.2mm)	Y	<input type="checkbox"/> L2030PW°	<input type="checkbox"/> L2030CW°	<input type="checkbox"/> L2030RW		
				BK	<input type="checkbox"/> L2030PWBK°	<input type="checkbox"/> L2030CWBK°	<input type="checkbox"/> L2030RWBK		

*NOM listed °Not NAFTA

Color information:

BK (Black), Y (Yellow)



Watertight

Locking devices

Product description

4-pole, 5-wire grounding
 20A; 3ØY 120/208, 3ØY 277/480, 3ØY 347/600V/AC
 30A; 3ØY 120/208, 3ØY 277/480, 3ØY 347/600V/AC
 NEMA L21-20, L21-30, L22-20, L22-30, L23-20, L23-30



L2330RW



























L2120PW



L2120CW

Locking devices

Rating A	3ØY V/AC	NEMA	Cord diameter	Color	Plug catalog no.	Connector catalog no.	Single receptacle catalog no.	 
20	3ØY 120/208	L21-20	0.36-0.84" (9.1-21.3mm)	Y	<input type="checkbox"/> L2120PW*	<input type="checkbox"/> L2120CW*	<input type="checkbox"/> L2120RW*	 
			0.36-0.84" (9.1-21.3mm)	BK	<input type="checkbox"/> L2120PWBK*	<input type="checkbox"/> L2120CWBK*	<input type="checkbox"/> L2120RWBK*	 
	3ØY 277/480	L22-20	0.36-0.84" (9.1-21.3mm)	Y	<input type="checkbox"/> L2220PW*	<input type="checkbox"/> L2220CW*	<input type="checkbox"/> L2220RW*°	 
			0.36-0.84" (9.1-21.3mm)	BK	<input type="checkbox"/> L2220PWBK*	<input type="checkbox"/> L2220CWBK*	<input type="checkbox"/> L2220RWBK*°	 
	3ØY 347/600	L23-20	0.36-0.84" (9.1-21.3mm)	Y	<input type="checkbox"/> L2320PW°	<input type="checkbox"/> L2320CW°	<input type="checkbox"/> L2320RW	 
			0.36-0.84" (9.1-21.3mm)	BK	<input type="checkbox"/> L2320PWBK°	<input type="checkbox"/> L2320CWBK°	<input type="checkbox"/> L2320RWBK	 
30	3ØY 120/208	L21-30	0.43-1.15" (10.9-29.2mm)	Y	<input type="checkbox"/> L2130PW*	<input type="checkbox"/> L2130CW*	<input type="checkbox"/> L2130RW*	 
			0.43-1.15" (10.9-29.2mm)	BK	<input type="checkbox"/> L2130PWBK*	<input type="checkbox"/> L2130CWBK*	<input type="checkbox"/> L2130RWBK*	 
	3ØY 277/480	L22-30	0.43-1.15" (10.9-29.2mm)	Y	<input type="checkbox"/> L2230PW	<input type="checkbox"/> L2230CW	<input type="checkbox"/> L2230RW	 
			0.43-1.15" (10.9-29.2mm)	BK	<input type="checkbox"/> L2230PWBK	<input type="checkbox"/> L2230CWBK	<input type="checkbox"/> L2230RWBK	 
	3ØY 347/600	L23-30	0.43-1.15" (10.9-29.2mm)	Y	<input type="checkbox"/> L2330PW°	<input type="checkbox"/> L2330CW°	<input type="checkbox"/> L2330RW	 
			0.43-1.15" (10.9-29.2mm)	BK	<input type="checkbox"/> L2330PWBK°	<input type="checkbox"/> L2330CWBK°	<input type="checkbox"/> L2330RWBK	 

*NOM listed °Not NAFTA

Color information:

BK (Black), Y (Yellow)



(Black) (Yellow)

Configuration diagrams:
 NEMA and Non-NEMA
 see pages 2-5

Compliances, specifications and availability are subject to change without notice.

 Indicates NAFTA compliant

 Indicates RoHS compliant

Watertight

Accessories



14W



15W



20PW



30CW



WD-Cover-S



WTM275



Grommets each color sold separately (Bag of 5)

15/20A straight blade & 15A locking watertight plugs & connectors

Description	Color	Catalog no.		
Watertight plug closure cap for plug	Y	<input type="checkbox"/> 14W	•	•
Watertight plug closure cap for plug	BK	<input type="checkbox"/> 14WBK	•	•
Replacement watertight connector closure cap for connector	Y	<input type="checkbox"/> 15W	•	•
Replacement watertight connector closure cap for connector	BK	<input type="checkbox"/> 15WBK	•	•
Watertight toggle cover	Y	<input type="checkbox"/> WD-Cover-S		

20A locking watertight devices

Description	Color	Catalog no.		
Closure cap for watertight plug	Y	<input type="checkbox"/> 20PW	•	•
Closure cap for watertight plug	BK	<input type="checkbox"/> 20PWBK	•	•
Replacement closure cap for watertight connector	Y	<input type="checkbox"/> 20CW	•	•
Replacement closure cap for watertight connector	BK	<input type="checkbox"/> 20CWBK	•	•

30A locking watertight devices

Description	Color	Catalog no.		
Closure cap for watertight plug	Y	<input type="checkbox"/> 30PW	•	•
Closure cap for watertight plug	BK	<input type="checkbox"/> 30PWBK	•	•
Replacement closure cap for watertight connector	Y	<input type="checkbox"/> 30CW	•	•
Replacement closure cap for watertight connector	BK	<input type="checkbox"/> 30CWBK	•	•

Wire mesh for watertight plugs & connectors

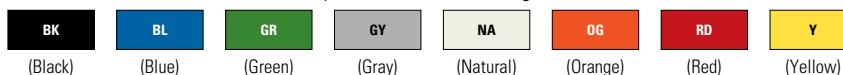
Description	Cord diameter	Catalog no.	
15/20A straight blade, 15A locking	0.31-0.37" (7.9-9.5mm)	<input type="checkbox"/> WTM131	•
	0.38-0.44" (9.5-11.1mm)	<input type="checkbox"/> WTM138	•
	0.43-0.50" (10.9-12.7mm)	<input type="checkbox"/> WTM143	•
	0.50-0.56" (12.7-14.3mm)	<input type="checkbox"/> WTM150	•
	0.56-0.63" (14.3-15.9mm)	<input type="checkbox"/> WTM156	•
20/30A locking	0.50-0.63" (12.7-15.9mm)	<input type="checkbox"/> WTM250	•
	0.63-0.75" (15.9-19.1mm)	<input type="checkbox"/> WTM263	•
	0.75-0.88" (19.1-22.2mm)	<input type="checkbox"/> WTM275	•
	0.88-1.00" (22.2-25.4mm)	<input type="checkbox"/> WTM288	•

Grommets for watertight plugs & connectors

Description	Cord diameter	Color	Catalog no.		
Grommet 20A/30A (Bag of 5)	.360-.425" (9.1-10.8mm)	BK	<input type="checkbox"/> 1547-70-P	•	•
	.425-.520" (10.8-13.2mm)	BL	<input type="checkbox"/> 1547-71-P	•	•
	.520-.620" (13.2-15.7mm)	RD	<input type="checkbox"/> 1547-72-P	•	•
	.620-.720" (15.7-18.3mm)	NA	<input type="checkbox"/> 1547-73-P	•	•
	.720-.820" (18.3-20.8mm)	GR	<input type="checkbox"/> 1547-74-P	•	•
	.820-.930" (20.8-23.6mm)	Y	<input type="checkbox"/> 1547-75-P	•	•
	.930-1.05" (23.6-26.7mm)	OG	<input type="checkbox"/> 1547-76-P	•	•
	1.05-1.15" (26.7-29.2mm)	GY	<input type="checkbox"/> 1547-77-P	•	•

Color information:

BK (Black), BL (Blue), GR (Green), GY (Gray), NA (Natural), OG (Orange), RD (Red), Y (Yellow)



Compliances, specifications and availability are subject to change without notice.

Indicates NAFTA compliant

Indicates RoHS compliant

Arrow Hart

Choose from an extensive line of rugged industrial devices

Severe duty devices

Where typical devices fail, Arrow Hart's industrial severe duty devices exceed expectations. Select from a complete line of locking or straight blade plugs and connectors for your industrial applications.

Applications

Severe duty devices have been designed specifically for industrial applications where electrical connections are exposed to dust, dirt, corrosive elements and physical abuse. Ideal for industrial manufacturing, agriculture applications, construction, warehousing and chemical processing environments, severe duty devices have excellent resistance to physical abuse, metal chips, foreign particulates, corrosion, airborne contaminants, UV exposure and ozone attack. Our Santoprene™ thermoplastic elastomer devices easily outperform rubber construction plugs and connectors under any conditions.



Severe duty

Severe duty devices in complex industrial environments

Superior materials and design provide excellent insulation and durability properties in complex industrial environments.

Severe duty plugs & connectors features & benefits

Santoprene™ elastomeric exterior provides superior performance in complex environments

Dual range cord grip provides positive cord gripping while limiting strain on conductors




Connector

Nickel plated blades, contacts and terminal screws provide corrosion resistance

Rugged nylon interior protects and insulates terminals

Wiring chamber provides generous space for wiring

Exterior jacket seals cord entrance



Plug



Combination of rugged nylon interior body and elastomeric exterior makes severe duty devices ideal for use in harsh environments



Tri-combo stainless steel assembly screws provide corrosion resistance



Cord grip accommodates wide range of cables and provides strain relief



Multiple-head drive screws provide versatility for ease of use



Unique exterior jacket seals cord entrance to protect from contaminants

Compliances, specifications and availability are subject to change without notice.

Severe duty

Straight blade & locking devices

Product description

2-pole, 3-wire grounding
 15A; 125, 250V/AC
 20A; 125, 250, 277, 480V/AC
 30A; 125, 250, 277, 480V/AC
 NEMA 5-15, 6-15, 5-20, 6-20, L5-20, L6-20, L7-20, L8-20,
 L5-30, L6-30, L7-30, L8-30



1447



1547





L520PY





L520CY

Straight blade plugs & connectors – 2-pole, 3-wire

Rating A	V/AC	NEMA	Cord diameter	Color	Plug catalog no.	Connector catalog no.	 
15	125	5-15	0.38-1.00" (9.7-25.4mm)	Y & BK	□ 1447	□ 1547	• •
	250	6-15	0.38-1.00" (9.7-25.4mm)	Y & BK	□ 1449	□ 1549	•
20	125	5-20	0.38-1.00" (9.7-25.4mm)	Y & BK	□ 1433	□ 1533	•
	250	6-20	0.38-1.00" (9.7-25.4mm)	Y & BK	□ 1448	□ 1548	•

Locking plugs & connectors – 2-pole, 3-wire

Rating A	V/AC	NEMA	Cord diameter	Color	Plug catalog no.	Connector catalog no.	 
20	125	L5-20	0.38-1.00" (9.7-25.4mm)	Y & BK	□ L520PY*	□ L520CY*	• •
	250	L6-20	0.38-1.00" (9.7-25.4mm)	Y & BK	□ L620PY*	□ L620CY*	• •
	277	L7-20	0.38-1.00" (9.7-25.4mm)	Y & BK	□ L720PY	□ L720CY	•
	480	L8-20	0.38-1.00" (9.7-25.4mm)	Y & BK	□ L820PY	□ L820CY	• •
30	125	L5-30	0.38-1.00" (9.7-25.4mm)	Y & BK	□ L530PY*	□ L530CY*	• •
	250	L6-30	0.38-1.00" (9.7-25.4mm)	Y & BK	□ L630PY*	□ L630CY*	• •
	277	L7-30	0.38-1.00" (9.7-25.4mm)	Y & BK	□ L730PY	□ L730CY	• •
	480	L8-30	0.38-1.00" (9.7-25.4mm)	Y & BK	□ L830PY	□ L830CY	• •

*NOM listed

Color information:

BK (Black), Y (Yellow)



(Black) (Yellow)

Configuration diagrams:
 NEMA and Non-NEMA
 see pages 2-5

Compliances, specifications and availability are subject to change without notice.

 Indicates NAFTA compliant

 Indicates RoHS compliant

Severe duty

Locking devices

Product description

3-pole, 3-wire non-grounding
 3-pole, 4-wire grounding
 20A; 125/250, 3Ø 250, 3Ø 480V/AC
 30A; 125/250, 3Ø 250, 3Ø 480, 3Ø 600V/AC
 NEMA L10-20, L11-20, L14-20, L15-20, L16-20, L10-30, L11-30,
 L14-30, L15-30, L16-30, L17-30, Non-NEMA





L1020PY





L1020CY

Plugs & connectors – 3-pole, 3-wire

Rating A	V/AC	NEMA	Cord diameter	Color	Plug catalog no.	Connector catalog no.		
20	125/250	Non-NEMA	0.38-1.00" (9.7-25.4mm)	Y & BK	□ 9965PY	□ 7314CY	•	•
		L10-20	0.38-1.00" (9.7-25.4mm)	Y & BK	□ L1020PY	□ L1020CY	•	•
	3Ø 250	L11-20	0.38-1.00" (9.7-25.4mm)	Y & BK	□ L1120PY*	□ L1120CY*	•	•
30	125/250	L10-30	0.38-1.00" (9.7-25.4mm)	Y & BK	□ L1030PY	□ L1030CY	•	
		Non-NEMA	0.38-1.00" (9.7-25.4mm)	Y & BK	□ 3331PY	□ 3333CY		•
	3Ø 250	L11-30	0.38-1.00" (9.7-25.4mm)	Y & BK	□ L1130PY	□ L1130CY	•	•

*NOM listed

Plugs & connectors – 3-pole, 4-wire

Rating A	V/AC	NEMA	Cord diameter	Color	Plug catalog no.	Connector catalog no.		
20	125/250	L14-20	0.63-1.16" (15.9-29.4mm)	Y & BK	□ L1420PY*	□ L1420CY*	•	•
		3Ø 250	L15-20	0.63-1.16" (15.9-29.4mm)	Y & BK	□ L1520PY*	□ L1520CY*	•
	3Ø 480	L16-20	0.63-1.16" (15.9-29.4mm)	Y & BK	□ L1620PY	□ L1620CY	•	•
30	125/250	L14-30	0.63-1.16" (15.9-29.4mm)	Y & BK	□ L1430PY*	□ L1430CY*	•	•
		3Ø 250	L15-30	0.63-1.16" (15.9-29.4mm)	Y & BK	□ L1530PY*	□ L1530CY*	•
	3Ø 480	L16-30	0.63-1.16" (15.9-29.4mm)	Y & BK	□ L1630PY	□ L1630CY	•	•
	3Ø 600	L17-30	0.63-1.16" (15.9-29.4mm)	Y & BK	□ L1730PY	□ L1730CY	•	•

*NOM listed


Color information:

BK (Black), Y (Yellow)



Configuration diagrams:
 NEMA and Non-NEMA
 see pages 2-5

Compliances, specifications and availability are subject to change without notice.

 Indicates NAFTA compliant

 Indicates RoHS compliant

Severe duty

Locking devices

Product description

4-pole, 4-wire non-grounding
 4-pole, 5-wire grounding
 20A; 3ØY 120/208, 3ØY 277/480, 3ØY 347/600V/AC
 30A; 3ØY 120/208, 3ØY 277/480, 3ØY 347/600V/AC
 NEMA L18-20, L19-20, L20-20, L21-20, L22-20, L23-20, L18-30, L19-30,
 L20-30, L21-30, L22-30, L23-30, Non-NEMA











L1820PY















L1820CY

Plugs & connectors – 4-pole, 4-wire

Rating A	V/AC	NEMA	Cord diameter	Color	Plug catalog no.	Connector catalog no.	 
20	3ØY 120/208	Non-NEMA	0.63-1.16" (15.9-29.4mm)	Y & BK	<input type="checkbox"/> 7411PY*	<input type="checkbox"/> 7413CY*	
		L18-20	0.63-1.16" (15.9-29.4mm)	Y & BK	<input type="checkbox"/> L1820PY*	<input type="checkbox"/> L1820CY*	 
		3ØY 277/480	L19-20	0.63-1.16" (15.9-29.4mm)	Y & BK	<input type="checkbox"/> L1920PY	<input type="checkbox"/> L1920CY
30	3ØY 120/208	Non-NEMA	0.63-1.16" (15.9-29.4mm)	Y & BK	<input type="checkbox"/> 3431PY	<input type="checkbox"/> 3433CY	
		L18-30	0.63-1.16" (15.9-29.4mm)	Y & BK	<input type="checkbox"/> L1830PY	<input type="checkbox"/> L1830CY	 
		3ØY 277/480	L19-30	0.63-1.16" (15.9-29.4mm)	Y & BK	<input type="checkbox"/> L1930PY	<input type="checkbox"/> L1930CY
		3ØY 347/600	L20-30	0.63-1.16" (15.9-29.4mm)	<input type="checkbox"/> L2030PY	<input type="checkbox"/> L2030CY	

*NOM listed

Plugs & connectors – 4-pole, 5-wire

Rating A	V/AC	NEMA	Cord diameter	Color	Plug catalog no.	Connector catalog no.	 	
20	3ØY 120/208	L21-20	0.63-1.16" (15.9-29.4mm)	Y & BK	<input type="checkbox"/> L2120PY*	<input type="checkbox"/> L2120CY*	 	
		3ØY 277/480	L22-20	0.63-1.16" (15.9-29.4mm)	Y & BK	<input type="checkbox"/> L2220PY*	<input type="checkbox"/> L2220CY*	 
		3ØY 347/600	L23-20	0.63-1.16" (15.9-29.4mm)	Y & BK	<input type="checkbox"/> L2320PY	<input type="checkbox"/> L2320CY	
30	3ØY 120/208	L21-30	0.63-1.16" (15.9-29.4mm)	Y & BK	<input type="checkbox"/> L2130PY*	<input type="checkbox"/> L2130CY*	 	
		3ØY 277/480	L22-30	0.63-1.16" (15.9-29.4mm)	Y & BK	<input type="checkbox"/> L2230PY	<input type="checkbox"/> L2230CY	 
		3ØY 347/600	L23-30	0.63-1.16" (15.9-29.4mm)	Y & BK	<input type="checkbox"/> L2330PY	<input type="checkbox"/> L2330CY	

*NOM listed

Color information:

BK (Black), Y (Yellow)



(Black) (Yellow)

Configuration diagrams:
 NEMA and Non-NEMA
 see pages 2-5

Compliances, specifications and availability are subject to change without notice.

 Indicates NAFTA compliant

 Indicates RoHS compliant

Arrow Hart

Designed specifically for longevity in harsh, corrosive environments

Corrosion resistant devices

The right device for moist and humid applications. Select from a wide range of truly unique locking and straight blade plugs, connectors and receptacles designed for use in corrosive environments.

Applications

Corrosion resistant devices have been designed specifically for environments where moisture and humidity create problems for electrical connections. Ideal for industrial manufacturing, food processing, agriculture applications, and chemical processing environments, corrosion resistant devices have excellent resistance to corrosive elements plus airborne particulates and contaminants, providing dependable performance where typical devices fail. Nickel plated power contacts, terminals, blades and straps deliver enhanced corrosion resistance with excellent electrical performance.



Corrosion resistant

Innovative solutions for corrosive environment applications

Select for industrial or commercial applications, corrosion resistant devices are engineered to deliver long, dependable performance in moisture, humidity, and airborne contaminant-laden corrosive environments.

Corrosion resistant receptacles features & benefits

Solid, 1-piece, nickel plated brass grounding system assures ground integrity

High impact, arc and moisture resistant nylon construction



Exclusive 5-leaf nickel plated, solid brass blade contacts provide consistent performance and superior plug retention

Screw terminal guards provide insulation from conductive surfaces (straight blade receptacles only)


Corrosion resistant plugs & connectors features & benefits

Rugged nylon construction for extreme environments

NEMA configuration prominently displayed on exterior providing simplified identification

Exterior molds to hand with scalloped design for extra grip

Captive tri-combo screws (Slotted, Phillips and Robertson) for easy installation



Nickel plated blades, contacts and terminals

Compliances, specifications and availability are subject to change without notice.

Corrosion resistant

Straight blade & locking devices

Product description

2-pole, 3-wire grounding; 3-pole, 4-wire grounding
 15A; 125, 125/250V/AC
 20A; 125, 250, 125/250, 3Ø 250, 3Ø 480V/AC
 30A; 125, 250, 125/250, 3Ø 250, 3Ø 480V/AC
 NEMA 5-15, L5-15, 5-20, L5-20, L6-20, L14-20, L15-20,
 L5-30, L6-30, L14-30, L15-30, L16-30



CRL1430P



CRL520C

Straight blade & locking plugs & connectors



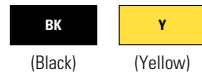
Rating A	V/AC	NEMA	Grip description	Cord diameter	Color	Plug catalog no.	Connector catalog no.		
15	125	5-15	Quick grip	0.22-0.66" (5.6-16.8mm)	Y	<input type="checkbox"/> AH5965CR	<input type="checkbox"/> AH5969CR		
			Auto grip	0.33-0.66" (8.4-16.8mm)	Y	<input type="checkbox"/> 5266NCR	<input type="checkbox"/> 5269NCR		
		L5-15	Auto grip	0.33-0.66" (8.4-16.8mm)	Y	<input type="checkbox"/> 4721NCR** [◊]	<input type="checkbox"/> 4731NCR** [◊]		
20	125	5-20	Auto grip	0.33-0.66" (8.4-16.8mm)	Y	<input type="checkbox"/> 5366NCR** [◊]	<input type="checkbox"/> 5369NCR** [◊]		
		L5-20	Safety grip	0.38-1.00" (9.7-25.4mm)	Y	<input type="checkbox"/> CRL520P	<input type="checkbox"/> CRL520C		
	250	L6-20	Safety grip	0.38-1.00" (9.7-25.4mm)	Y	<input type="checkbox"/> CRL620P	—		
	125/250	L14-20	Safety grip	0.38-1.00" (9.7-25.4mm)	Y	<input type="checkbox"/> CRL1420P	<input type="checkbox"/> CRL1420C		
	3Ø 250	L15-20	Safety grip	0.38-1.00" (9.7-25.4mm)	Y	<input type="checkbox"/> CRL1520P	<input type="checkbox"/> CRL1520C		
	3Ø 480	L16-20	Safety grip	0.38-1.00" (9.7-25.4mm)	Y	<input type="checkbox"/> CRL1620P	<input type="checkbox"/> CRL1620C		
30	125	L5-30	Safety grip	0.38-1.00" (9.7-25.4mm)	Y	<input type="checkbox"/> CRL530P	<input type="checkbox"/> CRL530C		
	250	L6-30	Safety grip	0.38-1.00" (9.7-25.4mm)	Y	<input type="checkbox"/> CRL630P	<input type="checkbox"/> CRL630C		
	125/250	L14-30	Safety grip	0.63-1.16" (16.0-29.4mm)	Y	<input type="checkbox"/> CRL1430P	<input type="checkbox"/> CRL1430C		
	3Ø 250	L15-30	Safety grip	0.63-1.16" (16.0-29.4mm)	Y	<input type="checkbox"/> CRL1530P	<input type="checkbox"/> CRL1530C		
	3Ø 480	L16-30	Safety grip	0.63-1.16" (16.0-29.4mm)	Y	<input type="checkbox"/> CRL1630P [◊]	—		

** Fed Spec [◊] Not NOM

For a complete listing of corrosion resistant devices, please refer to section D in the 2016 Arrow Hart Buyer's Guide

Color information:

BK (Black), Y (Yellow)



Configuration diagrams:
 NEMA and Non-NEMA
 see pages 2-5

Compliances, specifications and availability are subject to change without notice.

Indicates NAFTA compliant

Indicates RoHS compliant

Corrosion resistant

Straight blade & locking devices

Product description

2-pole, 3-wire grounding; 3-pole, 4-wire grounding
 15A; 125V/AC
 20A; 125, 250, 125/250, 3Ø 250V/AC
 30A; 125, 250, 125/250
 NEMA 5-15, L5-15, 5-20, L5-20, L6-20, L14-20, L15-20,
 L5-30, L6-30, L14-30



CR5792



CRL1430R

Straight blade & locking receptacles



Rating		NEMA	Description	Color	Single receptacle catalog no.	Duplex receptacle catalog no.	
A	V/AC						
15	125	5-15	Straight blade duplex receptacle	Y	—	<input type="checkbox"/> AH5262CRY ^{◊‡}	
			Straight blade duplex receptacle	GY	—	<input type="checkbox"/> AH5262CRGY ^{◊‡}	
		L5-15	Locking duplex receptacle	Y	—	<input type="checkbox"/> CR4700 ^{Δ◊}	
		5-15 L5-15	Combination locking & straight blade	Y	—	<input type="checkbox"/> CR5792 ^{††◊‡}	
20	125	5-20	Straight blade duplex receptacle	Y	—	<input type="checkbox"/> AH5362CRY ^{◊‡}	
			Straight blade duplex receptacle	GY	—	<input type="checkbox"/> AH5362CRGY ^{◊‡}	
	L5-20	Locking single receptacle	Y	<input type="checkbox"/> CRL520R ^Δ	—		
	250	L6-20	Locking single receptacle	Y	<input type="checkbox"/> CRL620R	—	
	125/250	L14-20	Locking single receptacle	Y	<input type="checkbox"/> CRL1420R ^Δ	—	
	3Ø 250	L15-20	Locking single receptacle	Y	<input type="checkbox"/> CRL1520R ^Δ	—	
30	125	L5-30	Locking single receptacle	Y	<input type="checkbox"/> CRL530R ^Δ	—	
	250	L6-30	Locking single receptacle	Y	<input type="checkbox"/> CRL630R [‡]	—	
	125/250	L14-30	Locking single receptacle	Y	<input type="checkbox"/> CRL1430R ^{Δ◊}	—	

^ΔUL and CSA Listed ^{††}UL Listed Only [◊]Not NOM [‡]Not Fed Spec

For a complete listing of corrosion resistant devices, please refer to section D in the 2016 Arrow Hart Buyer's Guide

Color information:

BK (Black), Y (Yellow)



Compliances, specifications and availability are subject to change without notice.

Indicates NAFTA compliant

Indicates RoHS compliant

Configuration diagrams: NEMA and Non-NEMA see pages 2-5

Watertight straight blade devices specification & performance data

Watertight devices


Product description

2-pole, 3-wire grounding
 15A, 125V/AC; 15A, 250V/AC; 20A, 125V/AC; 20A, 250V/AC
 NEMA 5-15, 6-15, 5-20, 6-20

Device type	Watertight plugs & connectors, straight blade	Watertight receptacles, straight blade
Wiring type	Back wire	Back wire
Testing & code compliance	<ul style="list-style-type: none"> Listed to UL498, file no. E3663 cUL Certified to CSA C22.2, no. 182.2 	<ul style="list-style-type: none"> Listed to UL498, file no. E2369 cUL Certified to CAN/CSA C22.2 no. 42-99
Environmental specifications	<p>Flammability: Meets UL94 requirements; V2 rated</p> <p>Temperature rating: -40°C to 75°C (-40°F to 167°F)</p> <p>Protection: NEMA Type 4, 4X, 6, 6P & IP67</p> <p>High pressure water test: 1000 psi spray (mated or with closure cap)</p>	<p>Flammability: Meets UL94 requirements; V2 rated</p> <p>Temperature rating: -40°C to 75°C (-40°F to 167°F)</p> <p>Protection: NEMA Type 3, 3R, 4, 4X, 12 & IP66</p> <p>High pressure water test: 1000 psi spray (mated or closed)</p>
Electrical specifications	<p>Dielectric voltage: Withstands 1500V per UL498</p> <p>Current interrupting: Yes, at full-rated current</p> <p>Temperature rise: Max. 30°C (86°F) after 250 cycles of overload</p>	<p>Dielectric voltage: Withstands 1554V per UL498</p> <p>Current interrupting: Yes, at full-rated current</p> <p>Temperature rise: Max. 30°C (86°F) after 250 cycles of overload</p>
Mechanical specifications	<p>Terminal accommodation: #18 - #10 AWG</p> <p>Voltage ratings: Permanently marked on device</p>	<p>Terminal accommodation: #18 - #10 AWG</p> <p>Voltage ratings: Permanently marked on device</p>
Materials	<p>Receptacle flip lid cover & base: N/A</p> <p>Receptacle cover spring: N/A</p> <p>Receptacle lid liner & mounting gasket: N/A</p> <p>Plug/connector outer shell: Santoprene™ thermoplastic elastomeric over glass filled polypropylene</p> <p>Interior body: Nylon</p> <p>Terminal retainer: Clear lexan</p> <p>Blades: 0.069" thick brass, nickel plated</p> <p>Line contacts: 0.030"- .032" thick brass, nickel plated</p> <p>Ground shunt: N/A</p> <p>Terminal clamps: Steel, nickel plated</p> <p>Terminal screws: #10-32 brass, neutral screw nickel plated</p> <p>Ground contact: N/A</p> <p>Ground screw: #10-32 brass, zinc plated, green</p> <p>Assembly/ mounting screws: Stainless steel</p> <p>Compression nut: Glass-filled nylon</p> <p>Compression nut grommet: Santoprene™</p> <p>Receptacle mounting plate: N/A</p>	<p>Receptacle flip lid cover & base: Thermoplastic, glass-filled nylon</p> <p>Receptacle cover spring: Stainless steel, self-closing</p> <p>Receptacle lid liner & mounting gasket: Santoprene™ thermoplastic elastomeric</p> <p>Plug/connector outer shell: N/A</p> <p>Interior body: Thermoplastic, glass-filled nylon</p> <p>Terminal retainer: Clear lexan</p> <p>Blades: N/A</p> <p>Line contacts: 0.033" thick bronze, nickel plated; two-leaf construction</p> <p>Ground shunt: Solid brass</p> <p>Terminal clamps: Steel, nickel plated</p> <p>Terminal screws: #8-32 brass, neutral screw nickel plated</p> <p>Ground contact: 0.069" thick brass, nickel plated</p> <p>Ground screw: #8-32 brass, green</p> <p>Assembly/ mounting screws: Stainless steel</p> <p>Compression nut: N/A</p> <p>Compression nut grommet: N/A</p> <p>Receptacle mounting plate: Stainless steel</p>

For additional products, please refer to section D in the Arrow Hart Buyer's Guide

Compliances, specifications and availability are subject to change without notice.

 All products on this page are RoHS compliant

Severe duty & corrosion resistant straight blade devices specification & performance data

Severe duty & corrosion resistant devices


Product description

2-pole, 3-wire grounding
 15A, 125V/AC; 15A, 250V/AC; 20A, 125V/AC; 20A, 250V/AC
 NEMA 5-15, 6-15, 5-20, 6-20

Device type	Severe duty plugs & connectors, straight blade	Corrosion resistant plugs & connectors, straight blade	Quick grip corrosion resistant plugs & connectors, straight blade
Wiring type	Back wire	Back wire	Back wire
Testing & code compliance	<ul style="list-style-type: none"> Listed to UL498, file no. E3663 cUL Certified to C22.2, no. 182.2-M1987 	<ul style="list-style-type: none"> Listed to UL498, file no. E3663 UL verified to Fed Spec WC-596F cUL Certified to C22.2, no. 42 	<ul style="list-style-type: none"> cULus Listed to UL498 file E15012 UL verified to Fed Spec WC-596G
Environmental specifications	<p>Flammability: Meets UL94 requirements; V2 rated</p> <p>Temperature rating: -40°C to 75°C (-40°F to 167°F)</p>	<p>Flammability: Meets UL94 requirements; V2 rated</p> <p>Temperature rating: -20°C to 75°C (-4°F to 167°F)</p>	<p>Flammability: Meets UL94 requirements; V2 rated</p> <p>Temperature rating: -40°C to 75°C (-40°F to 167°F)</p>
Electrical specifications	<p>Dielectric voltage: Withstands 2200V per UL498</p> <p>Current interrupting: Yes, at full-rated current</p> <p>Temperature rise: Max. 30°C (86°F) after 250 cycles of overload</p>	<p>Dielectric voltage: Withstands 1500V per UL498</p> <p>Current interrupting: Yes, at full-rated current</p> <p>Temperature rise: Max. 30°C (86°F) after 100 cycles of overload</p>	<p>Dielectric voltage: Withstands 1500V per UL498</p> <p>Current interrupting: Yes, at full-rated current</p> <p>Temperature rise: Max. 30°C (86°F) after 100 cycles of overload @ 150% of rated current (DC)</p>
Mechanical specifications	<p>Terminal accommodation: #14 - #8 AWG</p> <p>Voltage ratings: Permanently marked on device</p>	<p>Terminal accommodation: #16 - #12 AWG</p> <p>Voltage ratings: Permanently marked on device</p>	<p>Terminal accommodation: #18 - #12 AWG</p> <p>Voltage ratings: Permanently marked on device</p>
Materials	<p>Plug/connector outer shell: Nylon</p> <p>Interior body: Nylon</p> <p>Terminal retainer: Clear Ilexan</p> <p>Blades: 0.069" thick brass, nickel plated</p> <p>Line contacts: 0.030"-0.032" Brass, nickel plated</p> <p>Terminal clamps: Steel, nickel plated</p> <p>Terminal screws: #10-32 brass, neutral screw nickel plated</p> <p>Ground screw: #10-32 brass, zinc plated, green</p> <p>Assembly/ mounting screws: Stainless steel</p> <p>Cord clamp: Nylon</p> <p>Gasket/dust shield: Santoprene™ thermoplastic elastomeric</p>	<p>Plug/connector outer shell: Nylon</p> <p>Interior body: Nylon</p> <p>Terminal retainer: Polypropylene / nylon</p> <p>Blades: 0.062" brass, nickel plated</p> <p>Line contacts: 0.031" brass, nickel plated</p> <p>Terminal clamps: Brass</p> <p>Terminal screws: #8-32 brass, neutral screw nickel plated</p> <p>Ground screw: #8-32 brass, zinc plated, green</p> <p>Assembly/ mounting screws: Steel, nickel plated</p> <p>Cord clamp: Polypropylene / nylon</p> <p>Gasket/dust shield: EPDM elastomer</p>	<p>Plug/connector outer shell: Nylon</p> <p>Interior body: N/A</p> <p>Terminal retainer: Clear polycarbonate</p> <p>Blades: 0.060" thick nickel plated brass</p> <p>Line contacts: 0.030" thick nickel plated brass</p> <p>Terminal clamps: Steel, nickel plated</p> <p>Terminal screws: Stainless steel, brass plated (hot); Stainless steel, nickel plated (neutral)</p> <p>Ground screw: Stainless steel, green</p> <p>Assembly/ mounting screws: Stainless steel</p> <p>Cord clamp: Nylon</p> <p>Gasket/dust shield: N/A</p>

For additional products, please refer to section D in the Arrow Hart Buyer's Guide

Compliances, specifications and availability are subject to change without notice.

 All products on this page are RoHS compliant

Watertight locking devices specification & performance data

Watertight locking devices


Product description

2-pole, 3-wire grounding; 3-pole, 3-wire non-grounding; 3-pole, 4-wire grounding;
4-pole, 4-wire non-grounding; 4-pole, 5-wire grounding

Device type	Watertight plugs & connectors, locking configurations: L5-15, L6-15, L7-15, L7-20, L8-20, L7-30, L8-30, L10-20, L10-30, L16-20, L16-30, L17-30, L19-20, L20-20, L19-30, L20-30, L23-20, L22-30, L23-30, Non-NEMA 20A 125/250V, Non-NEMA 30A	Watertight plugs & connectors, locking configurations: L5-20, L6-20, L5-30, L6-30, L11-20, L11-30, L14-20, L15-20, L14-30, L15-30, L18-20, L18-30, L21-20, L22-20, L21-30, Non-NEMA 20A 3Ø 120/208V
Wiring type	Back wire	Back wire
Testing & code compliance	<ul style="list-style-type: none"> cULus Listed to UL498, file no. E3663 	<ul style="list-style-type: none"> cULus Listed to UL498, file no. E3663 NOM certified
Environmental specifications	Flammability: Meets UL94 requirements; V2 rated Temperature rating: -40°C to 75°C (-40°F to 167°F) Protection: NEMA Type 4, 4X, 6, 6P & IP67 High pressure water test: 1000 psi spray (mated or with closure cap)	Flammability: Meets UL94 requirements; V2 rated Temperature rating: -40°C to 75°C (-40°F to 167°F) Protection: NEMA Type 4, 4X, 6, 6P & IP67 High pressure water test: 1000 psi spray (mated or with closure cap)
Electrical specifications	Dielectric voltage: Withstands 1500V per UL498 Current interrupting: Yes, at full-rated current Temperature rise: Max. 30°C (86°F) after 250 cycles of overload	Dielectric voltage: Withstands 1500V per UL498 Current interrupting: Yes, at full-rated current Temperature rise: Max. 30°C (86°F) after 250 cycles of overload
Mechanical specifications	Terminal accommodation: #18 - #10 AWG Voltage ratings: Permanently marked on device	Terminal accommodation: #18 - #10 AWG Voltage ratings: Permanently marked on device
Materials	Plug/connector outer shell: Santoprene™ thermoplastic elastomeric over glass filled polypropylene Interior body: Nylon Terminal retainer: Clear lexan Blades: .069" thick brass, nickel plated Line contacts: .030"-.032" thick brass, nickel plated Terminal clamps: Steel, nickel plated Terminal screws: #10-32 brass, neutral screw nickel plated Ground screw: #10-32 brass, zinc plated, green Assembly/ mounting screws: Stainless steel Compression nut: Glass-filled nylon Compression nut grommet: Santoprene™	Plug/connector outer shell: Santoprene™ thermoplastic elastomeric over glass filled polypropylene Interior body: Nylon Terminal retainer: Clear lexan Blades: .069" thick brass, nickel plated Line contacts: .030"-.032" thick brass, nickel plated Terminal clamps: Steel, nickel plated Terminal screws: #10-32 brass, neutral screw nickel plated Ground screw: #10-32 brass, zinc plated, green Assembly/ mounting screws: Stainless steel Compression nut: Glass-filled nylon Compression nut grommet: Santoprene™

For additional products, please refer to section D in the Arrow Hart Buyer's Guide

Compliances, specifications and availability are subject to change without notice.

 All products on this page are RoHS compliant

Watertight locking devices specification & performance data

Watertight locking devices


Product description

2-pole, 3-wire grounding; 3-pole, 3-wire non-grounding; 3-pole, 4-wire grounding; 4-pole, 4-wire non-grounding; 4-pole, 5-wire grounding

Device type	Watertight receptacles, 15A locking configurations: L5-15, L6-15, L7-15	Watertight receptacles, 20A & 30A locking configurations: L7-20, L8-20, L7-30, L8-30, L10-20, L16-20, L16-30, L17-30, L19-20, L20-20, L19-30, L20-30, L23-20, L22-30, L23-30, Non-NEMA 20A, Non-NEMA 30A	Watertight receptacles, 20A & 30A locking configurations: L5-20, L6-20, L5-30, L6-30, L11-20, L10-30, L11-30, L15-20, L14-30, L15-30, L18-20, L18-30, L21-20, L22-20, L21-30
Wiring type	Back wire	Back wire	Back wire
Testing & code compliance	<ul style="list-style-type: none"> cULus Listed to UL498, file no. E2369 	<ul style="list-style-type: none"> cULus Listed to UL498, file no. E2369 	<ul style="list-style-type: none"> cULus Listed to UL498, file no. E2369 NOM certified
Environmental specifications	<p>Flammability: Meets UL94 requirements; V2 rated</p> <p>Temperature rating: -40°C to 75°C (-40°F to 167°F)</p> <p>Protection: NEMA Type 3, 3R, 4, 4X, 12 & IP66</p> <p>High pressure water test: 1000 psi spray (mated or closed)</p>	<p>Flammability: Meets UL94 requirements; V2 rated</p> <p>Temperature rating: -40°C to 75°C (-40°F to 167°F)</p> <p>Protection: NEMA Type 3, 3R, 4, 4X, 12 & IP66</p> <p>High pressure water test: 1000 psi spray (mated or closed)</p>	<p>Flammability: Meets UL94 requirements; V2 rated</p> <p>Temperature rating: -40°C to 75°C (-40°F to 167°F)</p> <p>Protection: NEMA Type 3, 3R, 4, 4X, 12 & IP66</p> <p>High pressure water test: 1000 psi spray (mated or closed)</p>
Electrical specifications	<p>Dielectric voltage: Withstands 1554V per UL498</p> <p>Current interrupting: Yes, at full-rated current</p> <p>Temperature rise: Max. 30°C (86°F) after 250 cycles of overload</p>	<p>Dielectric voltage: Withstands 1696 - 2200V per UL498</p> <p>Current interrupting: Yes, at full-rated current</p> <p>Temperature rise: Max. 30°C (86°F) after 250 cycles of overload</p>	<p>Dielectric voltage: Withstands 1696 - 2200V per UL498</p> <p>Current interrupting: Yes, at full-rated current</p> <p>Temperature rise: Max. 30°C (86°F) after 250 cycles of overload</p>
Mechanical specifications	<p>Terminal accommodation: #18 - #10 AWG</p> <p>Voltage ratings: Permanently marked on device</p>	<p>Terminal accommodation: #14 - #8 AWG</p> <p>Voltage ratings: Permanently marked on device</p>	<p>Terminal accommodation: #14 - #8 AWG</p> <p>Voltage ratings: Permanently marked on device</p>
Materials	<p>Receptacle flip lid cover & base: Thermoplastic, glass-filled nylon</p> <p>Receptacle cover spring: Stainless steel, self-closing</p> <p>Receptacle lid liner & mounting gasket: Santoprene™ thermoplastic elastomeric</p> <p>Interior body: Thermoplastic, glass-filled nylon</p> <p>Terminal retainer: Clear lexan</p> <p>Line contacts: .033" thick bronze, nickel plated; two-leaf construction</p> <p>Ground shunt: Solid brass</p> <p>Terminal clamps: Steel, nickel plated</p> <p>Terminal screws: #8-32 brass, neutral screw nickel plated</p> <p>Ground contact: .069" thick brass, nickel plated</p> <p>Ground screw: #8-32 brass, green</p> <p>Assembly/ mounting screws: Stainless steel</p> <p>Receptacle mounting plate: Stainless steel</p>	<p>Receptacle flip lid cover & base: Thermoplastic, glass-filled nylon</p> <p>Receptacle cover spring: Stainless steel, self-closing</p> <p>Receptacle lid liner & mounting gasket: Santoprene™ thermoplastic elastomeric</p> <p>Interior body: Thermoplastic: glass-filled nylon</p> <p>Terminal retainer: Clear lexan</p> <p>Line contacts: .069" thick brass, nickel plated</p> <p>Ground shunt: Solid brass</p> <p>Terminal clamps: Steel, nickel plated</p> <p>Terminal screws: #10-32 brass, neutral screw nickel plated</p> <p>Ground contact: .069" thick brass, nickel plated</p> <p>Ground screw: #10-32 brass, green</p> <p>Assembly/ mounting screws: Stainless steel</p> <p>Receptacle mounting plate: Stainless steel</p>	<p>Receptacle flip lid cover & base: Thermoplastic, glass-filled nylon</p> <p>Receptacle cover spring: Stainless steel, self-closing</p> <p>Receptacle lid liner & mounting gasket: Santoprene™ thermoplastic elastomeric</p> <p>Interior body: Thermoplastic: glass-filled nylon</p> <p>Terminal retainer: Clear lexan</p> <p>Line contacts: .069" thick brass, nickel plated</p> <p>Ground shunt: Solid brass</p> <p>Terminal clamps: Steel, nickel plated</p> <p>Terminal screws: #10-32 brass, neutral screw nickel plated</p> <p>Ground contact: .069" thick brass, nickel plated</p> <p>Ground screw: #10-32 brass, green</p> <p>Assembly/ mounting screws: Stainless steel</p> <p>Receptacle mounting plate: Stainless steel</p>

For additional products, please refer to section D in the Arrow Hart Buyer's Guide

Compliances, specifications and availability are subject to change without notice.

 All products on this page are RoHS compliant

Severe duty locking devices specification & performance data

Severe duty locking devices


Product description

2-pole, 3-wire grounding;
 3-pole, 3-wire non-grounding; 3-pole, 4-wire grounding;
 4-pole, 4-wire non-grounding; 4-pole, 5-wire grounding
 15A, 125, 250V/AC
 20A, 125, 250, 277, 480V/AC; 20A, 125/250, 3Ø 250, 480V/AC
 30A, 125, 250, 277, 480V/AC; 30A, 125/250, 3Ø 250, 480, 600V/AC

Device type	Severe duty plugs & connectors, straight blade	Severe duty plugs & connectors, locking configurations: L5-15, L6-15, L7-15, L7-20, L8-20, L7-30, L8-30, L10-20, L10-30, L16-20, L16-30, L17-30, L19-20, L20-20, L19-30, L20-30, L23-20, L22-30, L23-30, Non-NEMA 20A 125/250V, Non-NEMA 30A	Severe duty plugs & connectors, locking configurations: L5-20, L6-20, L5-30, L6-30, L11-20, L11-30, L14-20, L15-20, L14-30, L15-30, L18-20, L18-30, L21-20, L22-20, L21-30, Non-NEMA 20A 3Ø 120/208V
Wiring type	Back wire	Back wire	Back wire
Testing & code compliance	<ul style="list-style-type: none"> Listed to UL498, file no. E3663 cUL Certified to C22.2, no. 182.2-M1987 	<ul style="list-style-type: none"> cULus Listed to UL498, file no. E3663 	<ul style="list-style-type: none"> cULus Listed to UL498, file no. E3663 NOM certified
Environmental specifications	Flammability: Meets UL94 requirements; V2 rated Temperature rating: -40°C to 75°C (-40°F to 167°F)	Flammability: Meets UL94 requirements; V2 rated Temperature rating: -40°C to 75°C (-40°F to 167°F)	Flammability: Meets UL94 requirements; V2 rated Temperature rating: -40°C to 75°C (-40°F to 167°F)
Electrical specifications	Dielectric voltage: Withstands 2200V per UL498 Current interrupting: Yes, at full-rated current Temperature rise: Max. 30°C (86°F) after 250 cycles of overload	Dielectric voltage: Withstands 2200V per UL498 Current interrupting: Yes, at full-rated current Temperature rise: Max. 30°C (86°F) after 250 cycles of overload	Dielectric voltage: Withstands 2200V per UL498 Current interrupting: Yes, at full-rated current Temperature rise: Max. 30°C (86°F) after 250 cycles of overload
Mechanical specifications	Terminal accommodation: #14 - #8 AWG Voltage ratings: Permanently marked on device	Terminal accommodation: #18 - #10 AWG Voltage ratings: Permanently marked on device	Terminal accommodation: #18 - #10 AWG Voltage ratings: Permanently marked on device
Materials	Plug/connector outer shell: Nylon Interior body: Nylon Terminal retainer: Clear lexan Blades: 0.069" thick brass, nickel plated Line contacts: 0.030"-0.032" Brass, nickel plated Terminal clamps: Steel, nickel plated Terminal screws: #10-32 brass, neutral screw nickel plated Ground screw: #10-32 brass, zinc plated, green Cord clamp: Nylon Assembly/ mounting screws: Stainless steel Gasket/dust shield: Santoprene™ thermoplastic elastomeric	Outer shell: Santoprene™ thermoplastic elastomeric over glass filled polypropylene Interior body: Nylon Terminal retainers: Clear lexan Blades: .069" thick brass, nickel plated Line contacts: .030"- .032" brass, nickel plated Terminal clamps: Steel, nickel plated Terminal screws: #10-32 brass, neutral screw nickel plated Ground screw: #8-32 brass, green Cord clamp: Nylon Assembly screws: #6-20 Stainless steel Gasket/dust shield: Santoprene™ thermoplastic elastomeric	Outer shell: Santoprene™ thermoplastic elastomeric over glass filled polypropylene Interior body: Nylon Terminal retainers: Clear lexan Blades: .069" thick brass, nickel plated Line contacts: .030"- .032" brass, nickel plated Terminal clamps: Steel, nickel plated Terminal screws: #10-32 brass, neutral screw nickel plated Ground screw: #8-32 brass, green Cord clamp: Nylon Assembly screws: #6-20 Stainless steel Gasket/dust shield: Santoprene™ thermoplastic elastomeric

For additional products, please refer to section D in the Arrow Hart Buyer's Guide

Compliances, specifications and availability are subject to change without notice.

 All products on this page are RoHS compliant

Corrosion resistant locking devices specification & performance data

Corrosion resistant locking devices


Product description

2-pole, 3-wire grounding
 3-pole, 4-wire grounding
 15A, 125, 125/250V/AC
 20A, 125, 250, 125/250V/AC; 20A, 3Ø 250, 3Ø 480V/AC
 30A, 125, 250, 125/250V/AC; 30A, 3Ø 250, 3Ø 480V/AC

Device type	Corrosion resistant plugs & connectors, locking configurations	Corrosion resistant receptacles, locking configurations
Wiring type	Back wire	Back & side wire
Testing & code compliance	<ul style="list-style-type: none"> cULus Listed to UL498, file no. E3663 NEMA L5-15 also UL verified to Fed Spec WC-596F NEMA L5-20, L6-20, L5-30, L14-20, L15-20, L14-30, L15-30 also NOM certified 	<ul style="list-style-type: none"> cULus Listed to UL498, file no. E3663, except NEMA L5-15, L5-20, L15-20 UL Listed only NEMA L5-20, L5-30, L15-20 also UL verified to Fed Spec WC-596G NEMA L5-15, L5-20 also CSA certified to C22.2, no. 42 NEMA L5-20, L6-20, L5-30, L6-30, L14-20, L15-20, L14-30 also NOM certified
Environmental specifications	Flammability: Meets UL94 requirements; V2 rated Temperature rating: -40°C to 75°C (-40°F to 167°F)	Flammability: Meets UL94 requirements; V2 rated Temperature rating: -20°C to 70°C (-4°F to 158°F)
Electrical specifications	Dielectric voltage: Withstands 1500V per UL498 Current interrupting: Yes, at full-rated current Temperature rise: Max. 30°C (86°F) after 100 cycles of overload	Dielectric voltage: Withstands 2000V per UL498 Current interrupting: Yes, at full-rated current Temperature rise: 30°C (86°F) after 100 cycles of overload
Mechanical specifications	Terminal accommodation: #14 - #8 AWG, except L5-15: #16 - #12 AWG Voltage ratings: Permanently marked on device	Terminal accommodation: #14 - #10 AWG Voltage ratings: Permanently marked on device
Materials	Receptacle face: N/A Receptacle base: N/A Plug/connector body: Nylon Terminal retainer: Clear lexan, except L5-15: polypropylene/nylon Blades: .069" brass, nickel plated, except L5-15: .062" Strap: N/A Auto ground clip: N/A Line contacts/terminals: .030- .032" bronze, nickel plated, except L5-15: .031" olin brass, nickel plated Terminal clamps: Steel, nickel plated Terminal screws: #10-32 brass, neutral screw nickel plated, except L5-15: #8-32 and hot is nickel plated Ground screw: #10-32 brass, zinc plated, green, except L5-15: #8-32 Cord clamp: Nylon, except L5-15: polypropylene Assembly screws: Stainless steel, except L5-15: nickel plated steel Gasket/dust shield: Neoprene elastomer, except L5-15: EPDM elastomer	Receptacle face: Thermoplastic, glass-filled nylon, except duplex: nylon Receptacle base: Thermoplastic, glass-filled nylon Plug/connector body: N/A Terminal retainer: N/A Blades: N/A Strap: 0.050" thick brass, except duplex: steel; nickel plated Auto ground clip: Brass Line contacts/terminals: .040" thick brass, nickel plated, except duplex: 0.036" thick bronze, nickel plated Terminal clamps: Steel, nickel plated Terminal screws: #10-32 brass, neutral screw nickel plated, except duplex: #8-32 Ground screw: #10-32 brass, zinc plated, green except duplex: #8-32 Cord clamp: N/A Assembly screws: N/A Gasket/dust shield: N/A

For additional products, please refer to section D in the Arrow Hart Buyer's Guide

Compliances, specifications and availability are subject to change without notice.

 All products on this page are RoHS compliant

Visit our website:
www.Eaton.com/arrowhart

Electrical Sector
203 Cooper Circle
Peachtree City, GA 30269
United States
Eaton.com
Eaton.com/arrowhart

Electrical Sector
Canada Operations
5925 McLaughlin Road
Mississauga, Ontario, L5R 1B8
Canada
EatonCanada.ca
Eaton.com/arrowhart

Electrical Sector
Mexico Operations
Carr. Tlalnepantla -
Cuautitlán Km 17.8 s/n
Col. Villa Jardín esq.
Cerrada 8 de Mayo
Cuautitlán, México CP 54800
México
Eaton.mx
Eaton.com/arrowhart

Eaton
1000 Eaton Boulevard
Cleveland, OH 44122
United States
Eaton.com

© 2016 Eaton
All Rights Reserved
Printed in USA
Publication No. BR630004EN
March 2016

Eaton is a registered trademark.

All other trademarks are property
of their respective owners.