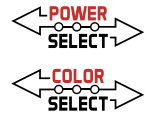




# DIRECT DRIVE D2

DOUBLE-ENDED LINE VOLTAGE LED TUBES



## KT-LED40PST8-D48GC-8CSJ-D2

### T8 LED LAMP

#### DESCRIPTION

T8 LED | 8 ft | Power Select | Color Select | 120-277V Input |  
80+ CRI | High Efficiency | FA8 (Single Pin) or R17d Base Type



**10 YEAR**  
LIMITED WARRANTY

<b>LAMP TYPE:</b> Linear
<b>BULB TYPE:</b> T8
<b>BASE TYPE:</b> Interchangeable Fa8 (Single Pin) and R17d
<b>WATTAGE:</b> 24/32/40W Power Selectable
<b>COLOR TEMPERATURE:</b> 30/35/40/50/6500K Selectable
<b>COLOR RENDERING INDEX (CRI):</b> >80
<b>WARRANTY:</b> 10 Year Limited



#### PRODUCT FEATURES

- Keystone Power Select technology (see Performance Specifications for details)
- Keystone Color Select technology (30/35/40/50/6500K)
- Includes Both Fa8 (Single-Pin) and R17d Base Types
- Replacement for conventional T8/T12 8-foot, single-pin fluorescent lamp
- Double-ended line voltage wiring: Connect power to each end for simplified installation
- 50,000+ Hour Lifetime
- Approximately 50% more energy efficient than standard F96T12 lamps
- NSF listed: NSF/ANSI Standard 2: Food equipment, splash zone (component level—not for direct food zone without additional fixture considerations)
- Compatible with KT-EMRG-LED-12-1200-AC and KT-EMRG-LED-12-1200-AC /DF LED emergency back ups
- Two-Piece Construction makes transportation and storage easier, while reducing risk of breakage
- Includes Support Clip to be installed with the lamps to prevent any lamp sagging or twisting
- Frosted Lens Eliminates Pixelation
- Integral Driver (Isolated): Eliminates the need for external driver or ballast
- 130+ Lumens per Watt
- Instant Startup
- Not rated for use in Vapor Tight style fixtures
- Lamp is dimmable when used with an appropriate dimming accessory (purchased separately). Contact Keystone for more details to find out what is best for the intended application.

#### ELECTRICAL AND PERFORMANCE SPECIFICATIONS

Catalog Number	Selectable Wattage	Selectable CCT	Lumens	Efficacy	Input Voltage	Input Current	Beam Angle	Power Factor	CRI	Rated Life
KT-LED40PST8-D48GC-8CSJ-D2	40W	3000K	5,200	130 lm/W	120-277Vac	0.33 @ 120V 0.14 @ 277V	210°	>0.9	>80	L70 (Hours) 50,000
		3500K	5,200	130 lm/W						
		4000K	5,500	138 lm/W						
		5000K	5,500	138 lm/W						
		6500K	5,500	138 lm/W						
	32W	3000K	4,200	131 lm/W		0.27 @ 120V 0.12 @ 277V				
		3500K	4,200	131 lm/W						
		4000K	4,400	138 lm/W						
		5000K	4,400	138 lm/W						
		6500K	4,400	138 lm/W						
	24W	3000K	3,300	138 lm/W		0.20 @ 120V 0.09 @ 277V				
		3500K	3,300	138 lm/W						
		4000K	3,500	146 lm/W						
		5000K	3,500	146 lm/W						
		6500K	3,500	146 lm/W						

# KT-LED40PST8-D48GC-8CSJ-D2

## T8 LED LAMP

**PHOTOMETRIC SPECIFICATIONS**

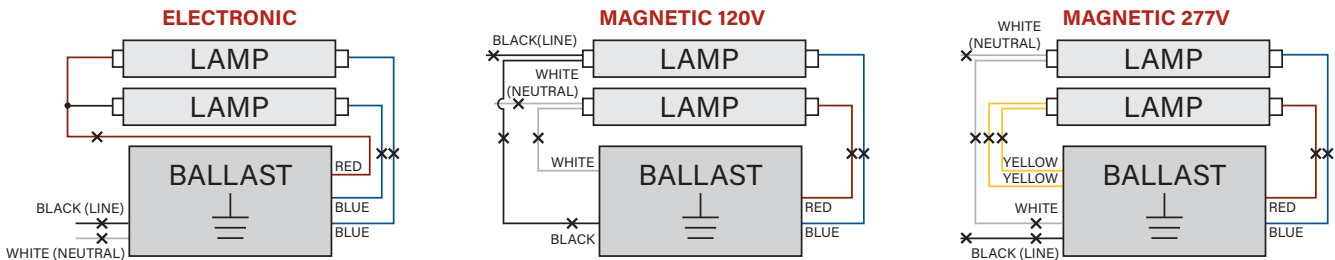
**SPECTRAL DISTRIBUTION**



**WIRING DIAGRAMS**

1. Identify ballast configuration as shown below and cut all wires connected to the ballast accordingly.

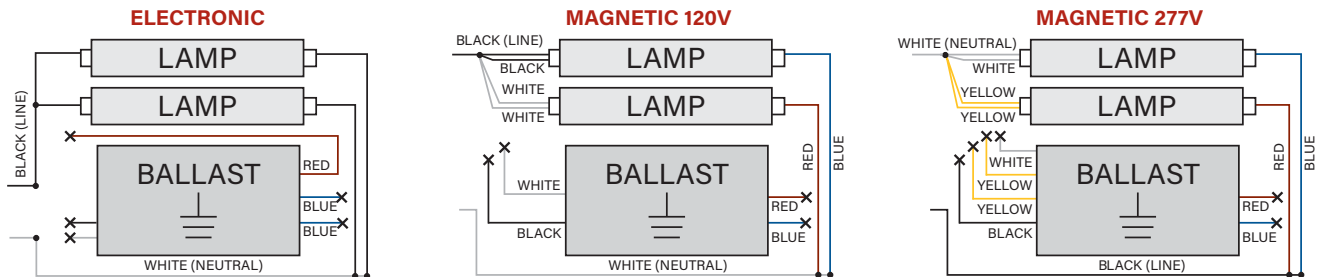
**Typical Ballast Configurations:**

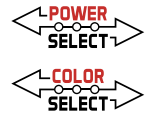


2. Confirm that the lampholders in the fixture are single-pin Fa8 lampholders. These DirectDrive LED tubes require single-pin Fa8 lampholders.

3. Rewire the fixture using existing lampholders as shown below according to the original ballast wiring configuration.

**Typical Ballast Configurations:**





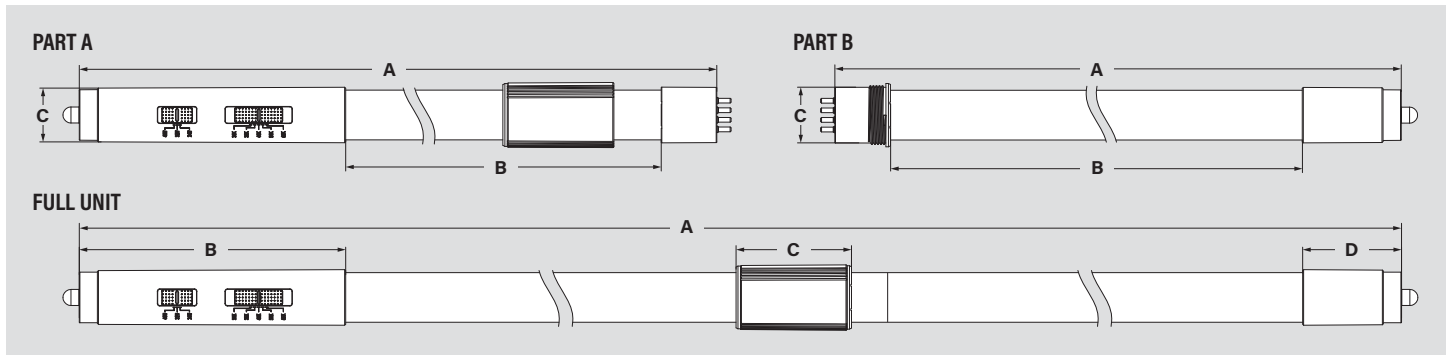
# KT-LED40PST8-D48GC-8CSJ-D2

## T8 LED LAMP

### ENVIRONMENTAL SPECIFICATIONS

UL Location Rating	Damp
Operating Temperature	-20°C/-4°F to 45°C/113°F
Storage Temperature	-40°C/-40°F to 70°C/158°F
Enclosure Rating	Not suitable for totally enclosed fixtures

### PHYSICAL SPECIFICATIONS



PART A	
A (Body Length)	46.60"
B (Illuminated Length)	40.23"
C (End Cap Diameter)	1.08"

PART B	
A (Body Length)	46.60"
B (Illuminated Length)	43.59"
C (End Cap Diameter)	1.08"

FULL UNIT	
A (Body Length)	93.20"
B (Controls End Cap Length)	5.20"
C (Connector Collar Length)	2.28"
D (End Cap Length)	1.93"

**NOMINAL LENGTH:** 96"  
**BASE TYPE:** FA8 (Single Pin) or HO/R17d

### ORDERING INFORMATION

ORDER CODE	PACK QTY.	UPC	EASY CODE	DLC PRODUCT ID
KT-LED40PST8-D48GC-8CSJ-D2	10	843654162980	DKM-87	S-M07LTT

### CATALOG NUMBER BREAKDOWN

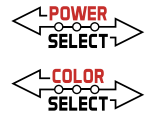
# KT-LED40PST8-D48GC-8CSJ-D2

1	2	3	4	5	6	7	8	9	10	11	12
1 Keystone Technologies	2 LED Lamp	3 Nominal Wattage	4 Power Select	5 Lamp Type	6 Dual	7 Nominal Length (Inches)	8 Coated Glass	9 CRI	10 Color Select	11 Color Select Designation	12 Double Ended Wiring
								8 >80		J 3000/3500/4000/5000/6500K	



# DIRECT DRIVE D2

DOUBLE-ENDED LINE VOLTAGE LED TUBES



## KT-LED40PST8-D48GC-8CSJ-D2

### T8 LED LAMP

#### DESCRIPTION

T8 LED | 8 ft | Power Select | Color Select | 120-277V Input |  
80+ CRI | High Efficiency | FA8 (Single Pin) or R17d Base Type



**10 YEAR**  
LIMITED WARRANTY

<b>LAMP TYPE:</b> Linear
<b>BULB TYPE:</b> T8
<b>BASE TYPE:</b> Interchangeable Fa8 (Single Pin) and R17d
<b>WATTAGE:</b> 24/32/40W Power Selectable
<b>COLOR TEMPERATURE:</b> 30/35/40/50/6500K Selectable
<b>COLOR RENDERING INDEX (CRI):</b> >80
<b>WARRANTY:</b> 10 Year Limited



#### PRODUCT FEATURES

- Keystone Power Select technology (see Performance Specifications for details)
- Keystone Color Select technology (30/35/40/50/6500K)
- Includes Both Fa8 (Single-Pin) and R17d Base Types
- Replacement for conventional T8/T12 8-foot, single-pin fluorescent lamp
- Double-ended line voltage wiring: Connect power to each end for simplified installation
- 50,000+ Hour Lifetime
- Approximately 50% more energy efficient than standard F96T12 lamps
- NSF listed: NSF/ANSI Standard 2: Food equipment, splash zone (component level—not for direct food zone without additional fixture considerations)
- Compatible with KT-EMRG-LED-12-1200-AC and KT-EMRG-LED-12-1200-AC /DF LED emergency back ups
- Two-Piece Construction makes transportation and storage easier, while reducing risk of breakage
- Includes Support Clip to be installed with the lamps to prevent any lamp sagging or twisting
- Frosted Lens Eliminates Pixelation
- Integral Driver (Isolated): Eliminates the need for external driver or ballast
- 130+ Lumens per Watt
- Instant Startup
- Not rated for use in Vapor Tight style fixtures
- Lamp is dimmable when used with an appropriate dimming accessory (purchased separately). Contact Keystone for more details to find out what is best for the intended application.

#### ELECTRICAL AND PERFORMANCE SPECIFICATIONS

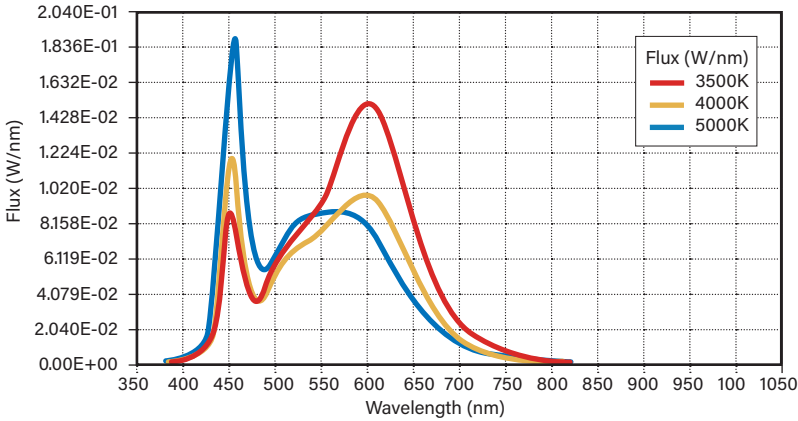
Catalog Number	Selectable Wattage	Selectable CCT	Lumens	Efficacy	Input Voltage	Input Current	Beam Angle	Power Factor	CRI	Rated Life
KT-LED40PST8-D48GC-8CSJ-D2	40W	3000K	5,200	130 lm/W	120-277Vac	0.33 @ 120V 0.14 @ 277V	210°	>0.9	>80	L70 (Hours) 50,000
		3500K	5,200	130 lm/W						
		4000K	5,500	138 lm/W						
		5000K	5,500	138 lm/W						
		6500K	5,500	138 lm/W						
	32W	3000K	4,200	131 lm/W		0.27 @ 120V 0.12 @ 277V				
		3500K	4,200	131 lm/W						
		4000K	4,400	138 lm/W						
		5000K	4,400	138 lm/W						
		6500K	4,400	138 lm/W						
	24W	3000K	3,300	138 lm/W		0.20 @ 120V 0.09 @ 277V				
		3500K	3,300	138 lm/W						
		4000K	3,500	146 lm/W						
		5000K	3,500	146 lm/W						
		6500K	3,500	146 lm/W						

# KT-LED40PST8-D48GC-8CSJ-D2

## T8 LED LAMP

**PHOTOMETRIC SPECIFICATIONS**

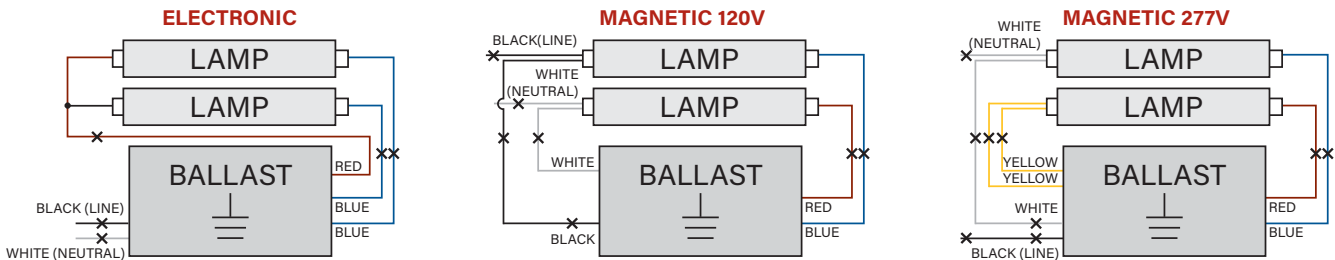
**SPECTRAL DISTRIBUTION**



**WIRING DIAGRAMS**

1. Identify ballast configuration as shown below and cut all wires connected to the ballast accordingly.

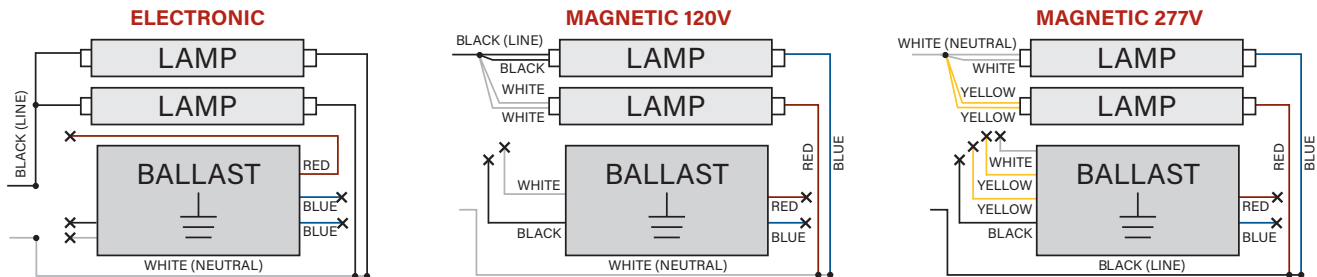
**Typical Ballast Configurations:**

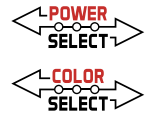


2. Confirm that the lampholders in the fixture are single-pin Fa8 lampholders. These DirectDrive LED tubes require single-pin Fa8 lampholders.

3. Rewire the fixture using existing lampholders as shown below according to the original ballast wiring configuration.

**Typical Ballast Configurations:**





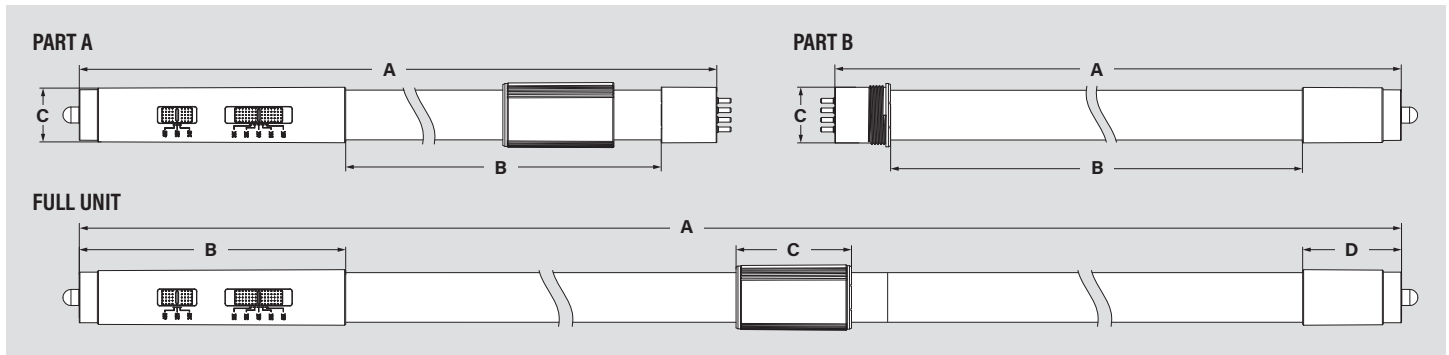
# KT-LED40PST8-D48GC-8CSJ-D2

## T8 LED LAMP

### ENVIRONMENTAL SPECIFICATIONS

UL Location Rating	Damp
Operating Temperature	-20°C/-4°F to 45°C/113°F
Storage Temperature	-40°C/-40°F to 70°C/158°F
Enclosure Rating	Not suitable for totally enclosed fixtures

### PHYSICAL SPECIFICATIONS



PART A		PART B		FULL UNIT	
A (Body Length)	46.60"	A (Body Length)	46.60"	A (Body Length)	93.20"
B (Illuminated Length)	40.23"	B (Illuminated Length)	43.59"	B (Controls End Cap Length)	5.20"
C (End Cap Diameter)	1.08"	C (End Cap Diameter)	1.08"	C (Connector Collar Length)	2.28"
				D (End Cap Length)	1.93"

**NOMINAL LENGTH:** 96"  
**BASE TYPE:** FA8 (Single Pin) or HO/R17d

### ORDERING INFORMATION

ORDER CODE	PACK QTY.	UPC	EASY CODE	DLC PRODUCT ID
KT-LED40PST8-D48GC-8CSJ-D2	10	843654162980	DKM-87	S-M07LTT

### CATALOG NUMBER BREAKDOWN

# KT-LED40PST8-D48GC-8CSJ-D2

1	2	3	4	5	6	7	8	9	10	11	12
1 Keystone Technologies	2 LED Lamp	3 Nominal Wattage	4 Power Select	5 Lamp Type	6 Dual	7 Nominal Length (Inches)	8 Coated Glass	9 CRI	10 Color Select	11 Color Select Designation	12 Double Ended Wiring
								8 >80		J 3000/3500/4000/5000/6500K	