



# KT-LED45HID-E26-850-D

## HID REPLACEMENT LED LAMP

### DESCRIPTION

45W HID Replacement LED Lamp | 5000K | >83 CRI | IP64 Rated



<b>LAMP TYPE:</b> HID Replacement LED
<b>BASE TYPE:</b> E26 (Medium)
<b>WATTAGE:</b> 45W
<b>COLOR TEMPERATURE:</b> 5000K
<b>METAL HALIDE EQUIVALENT:</b> 175W
<b>COLOR RENDERING INDEX (CRI):</b> >83
<b>WARRANTY:</b> 5 Years



### PRODUCT FEATURES

- Replacement for Conventional Metal Halide Lamp
- Non-Dimmable; Do Not Dim
- 50,000+ Hour Lifetime
- Environmentally Friendly: No Mercury Used
- Instant Startup
- UL Listed
- Operating Temperature: -29°C/-20°F to 60°C/140°F
- Integral Driver, Eliminates the Need for External Driver or Ballast; Includes 4kV Surge Protection
- IP64 Rated; Integrated Heat Sink Quickly Dissipates Heat and Guides Water Intrusion Out of the Lamp
- Suitable for Use in Fully Enclosed Fixture

### OPERATING SPECIFICATIONS

#### ELECTRICAL CHARACTERISTICS

Input Voltage	Power Consumption	Power Factor	Input Current
120-277Vac	45W	>0.9	0.42A @ 120V 0.18A @ 277V

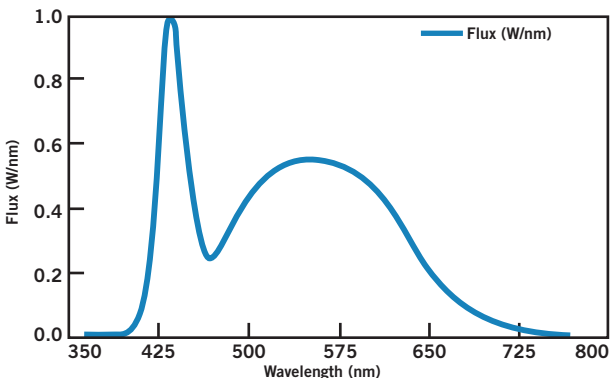
#### RATED LIFE

L70 (Hours)	50,000
-------------	--------

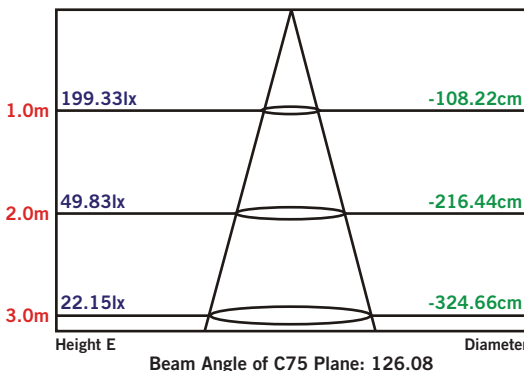
#### PHOTOMETRIC CHARACTERISTICS

Color Temperature (CCT)	5000K
Luminous Flux	6350 lm
Color Rendering Index (CRI)	>83
Efficacy	141 lm/W
Visible Light Area	360°

#### SPECTRAL DISTRIBUTION



#### LUX DISTANCE CURVE





# KT-LED45HID-E26-850-D

## HID REPLACEMENT LED LAMP

### WIRING DIAGRAM

**STEP 1**

**Disconnect power.** Disconnect and remove existing ballast, capacitor, and/or ignitor (where applicable) from fixture.

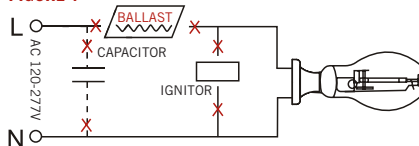
**STEP 2**

Rewire for line voltage to the lamp socket.


**STEP 3**

Install new LED replacement lamp. Ensure lamp is operating properly when power is turned on.

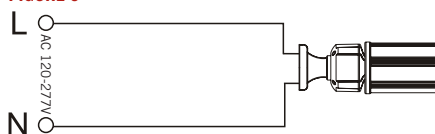
**FIGURE 1**



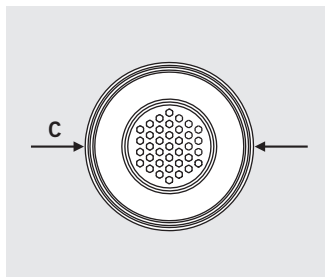
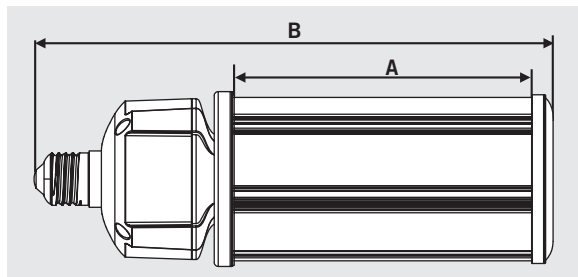
**FIGURE 2**



**FIGURE 3**



### PHYSICAL CHARACTERISTICS



**LAMP DIMENSIONS**

<b>A (Illuminated Length)</b>	5.83"
<b>B (Body Length)</b>	10.16"
<b>C (Diameter)</b>	3.43"

**BASE TYPE:** E26 (Medium)

### ORDERING INFORMATION

ORDER CODE	PACKAGING STYLE	PACK QTY.	ITEM STATUS
KT-LED45HID-E26-850-D-DP	Distributor Pack (Individual Cartons)	16	Quick Ship

### CATALOG NUMBER BREAKDOWN





# KT-LED45HID-E26-850-D

## HID REPLACEMENT LED LAMP

### DESCRIPTION

45W HID Replacement LED Lamp | 5000K | >83 CRI | IP64 Rated



<b>LAMP TYPE:</b> HID Replacement LED
<b>BASE TYPE:</b> E26 (Medium)
<b>WATTAGE:</b> 45W
<b>COLOR TEMPERATURE:</b> 5000K
<b>METAL HALIDE EQUIVALENT:</b> 175W
<b>COLOR RENDERING INDEX (CRI):</b> >83
<b>WARRANTY:</b> 5 Years



### PRODUCT FEATURES

- Replacement for Conventional Metal Halide Lamp
- Non-Dimmable; Do Not Dim
- 50,000+ Hour Lifetime
- Environmentally Friendly: No Mercury Used
- Instant Startup
- UL Listed
- Operating Temperature: -29°C/-20°F to 60°C/140°F
- Integral Driver, Eliminates the Need for External Driver or Ballast; Includes 4kV Surge Protection
- IP64 Rated; Integrated Heat Sink Quickly Dissipates Heat and Guides Water Intrusion Out of the Lamp
- Suitable for Use in Fully Enclosed Fixture

### OPERATING SPECIFICATIONS

#### ELECTRICAL CHARACTERISTICS

Input Voltage	Power Consumption	Power Factor	Input Current
120-277Vac	45W	>0.9	0.42A @ 120V 0.18A @ 277V

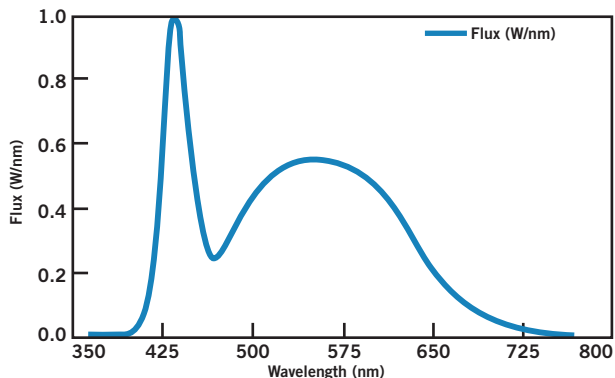
#### RATED LIFE

L70 (Hours)	50,000

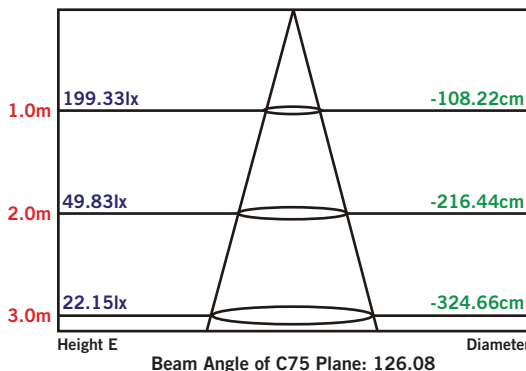
#### PHOTOMETRIC CHARACTERISTICS

Color Temperature (CCT)	5000K
Luminous Flux	6350 lm
Color Rendering Index (CRI)	>83
Efficacy	141 lm/W
Visible Light Area	360°

#### SPECTRAL DISTRIBUTION



#### LUX DISTANCE CURVE





# KT-LED45HID-E26-850-D

## HID REPLACEMENT LED LAMP

### WIRING DIAGRAM

#### STEP 1

**Disconnect power.** Disconnect and remove existing ballast, capacitor, and/or ignitor (where applicable) from fixture.

#### STEP 2

Rewire for line voltage to the lamp socket.

#### STEP 3

Install new LED replacement lamp. Ensure lamp is operating properly when power is turned on.

FIGURE 1

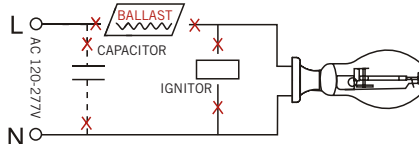


FIGURE 2


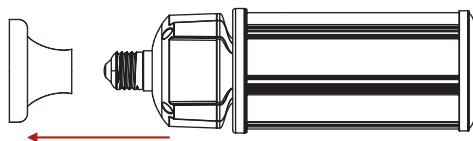
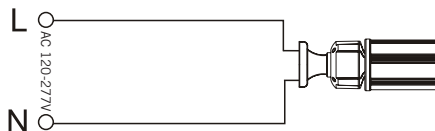
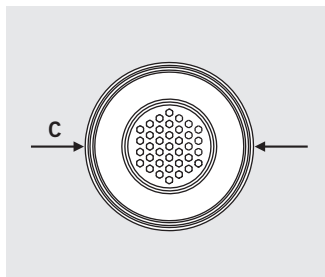
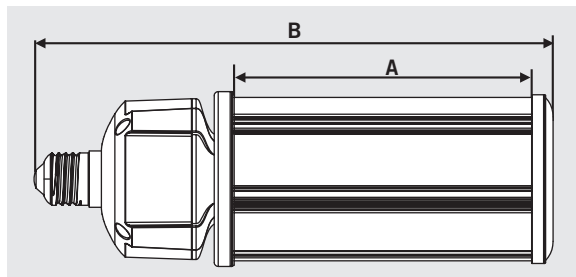


FIGURE 3



### PHYSICAL CHARACTERISTICS



#### LAMP DIMENSIONS

A (Illuminated Length)	5.83"
B (Body Length)	10.16"
C (Diameter)	3.43"

BASE TYPE: E26 (Medium)

### ORDERING INFORMATION

ORDER CODE	PACKAGING STYLE	PACK QTY.	ITEM STATUS
KT-LED45HID-E26-850-D-DP	Distributor Pack (Individual Cartons)	16	Quick Ship

### CATALOG NUMBER BREAKDOWN

# KT-LED45HID-E26-850-D-DP

