


**LED Dimmable PAR16**

25,000 Hours average rated life, 120Volts

**Applications:**


Ideal for dimmable PAR16 flood and spot applications.

- + Track Lights
- + Recessed Downlights
- + Display Lights
- + Outdoor fixtures that protect from elements  
Not for use in totally enclosed fixtures.




**Features and Benefits**

- Smooth, uniform dimming from 100% to 5%
- Energy Efficient: Up to 80% less energy than halogen alternatives
- Exceeds all industry performance requirements.
- Long life: Designed for 25,000 hours (lasts at least 12 times longer than alternative)
- Very Durable: Solid state lighting technology significantly reduces lighting service & maintenance due to robust lighting design. Shatter resistant.
- Very low heat generation – excellent for sensitive display lighting.
- Excellent Color consistency and high color rendering (CRI).



**Specifications**

|                        |               |
|------------------------|---------------|
| Input Line Voltage:    | 120V          |
| Input Power            | 7W            |
| Input Line Frequency   | 50/60HZ       |
| Lamp Life (Rated)      | 25,000 hrs    |
| Minimum Starting Temp  | -20°C         |
| Maximum Operating Temp | 40°C          |
| CCT                    | 27K, 30K, 41K |
| CRI                    | 85            |
| Beam Angles            | 20 & 40       |



| Warranties and Certifications:  | Item #             | Description                                   | Voltage | Wattage | Lumens | LPW  | CBCP Est. | Beam Angle | CCT   | CRI | Case Quantity |
|---|--------------------|---|---------|---------|--------|------|-----------|------------|-------|-----|---------------|
| <b>3 YEAR WARRANTY</b>  | <b>120V PAR16</b>  |   |         |         |        |      |           |            |       |     |               |
|   | LED7E26PAR1627KNFL | LED 7W PAR16 Narrow Flood (20 degree) - 2700K | 120     | 7       | 340    | 50.7 | 2300      | 20         | 2700K | 82  | 12            |
| Specification Notes:<br><small>CBCP was estimated based on known photometry. Consult www.tcp.com for most current photometry and LM79 data.</small> | LED7E26PAR1627KFL  | LED 7W PAR16 Flood (40 degree) - 2700K        | 120     | 7       | 340    | 50.7 | 800       | 40         | 2700K | 82  | 12            |
|   | LED7E26PAR1630KNFL | LED 7W PAR16 Narrow Flood (20 degree) - 3000K | 120     | 7       | 350    | 52.2 | 2300      | 20         | 3000K | 82  | 12            |
|   | LED7E26PAR1630KFL  | LED 7W PAR16 Flood (40 degree) - 3000K        | 120     | 7       | 350    | 52.2 | 800       | 40         | 3000K | 82  | 12            |
|   | LED7E26PAR1641KNFL | LED 7W PAR16 Narrow Flood (20 degree) - 4100K | 120     | 7       | 370    | 55.2 | 2300      | 20         | 4100K | 82  | 12            |
|   | LED7E26PAR1641KFL  | LED 7W PAR16 Flood (40 degree) - 4100K        | 120     | 7       | 370    | 55.2 | 800       | 40         | 4100K | 82  | 12            |


**LED Dimmable PAR16**

25,000 Hours average rated life, 120Volts

**Applications:**


Ideal for dimmable PAR16 flood and spot applications.

- + Track Lights
- + Recessed Downlights
- + Display Lights
- + Outdoor fixtures that protect from elements  
Not for use in totally enclosed fixtures.




**Features and Benefits**

- Smooth, uniform dimming from 100% to 5%
- Energy Efficient: Up to 80% less energy than halogen alternatives
- Exceeds all industry performance requirements.
- Long life: Designed for 25,000 hours (lasts at least 12 times longer than alternative)
- Very Durable: Solid state lighting technology significantly reduces lighting service & maintenance due to robust lighting design. Shatter resistant.
- Very low heat generation – excellent for sensitive display lighting.
- Excellent Color consistency and high color rendering (CRI).



**Specifications**

|                        |               |
|------------------------|---------------|
| Input Line Voltage:    | 120V          |
| Input Power            | 7W            |
| Input Line Frequency   | 50/60HZ       |
| Lamp Life (Rated)      | 25,000 hrs    |
| Minimum Starting Temp  | -20°C         |
| Maximum Operating Temp | 40°C          |
| CCT                    | 27K, 30K, 41K |
| CRI                    | 85            |
| Beam Angles            | 20 & 40       |



| Warranties and Certifications:  | Item #             | Description                                   | Voltage | Wattage | Lumens | LPW  | CBCP Est. | Beam Angle | CCT   | CRI | Case Quantity |
|---|--------------------|---|---------|---------|--------|------|-----------|------------|-------|-----|---------------|
| <b>3 YEAR WARRANTY</b>  | <b>120V PAR16</b>  |   |         |         |        |      |           |            |       |     |               |
|   | LED7E26PAR1627KNFL | LED 7W PAR16 Narrow Flood (20 degree) - 2700K | 120     | 7       | 340    | 50.7 | 2300      | 20         | 2700K | 82  | 12            |
| Specification Notes:<br><small>CBCP was estimated based on known photometry. Consult www.tcp.com for most current photometry and LM79 data.</small> | LED7E26PAR1627KFL  | LED 7W PAR16 Flood (40 degree) - 2700K        | 120     | 7       | 340    | 50.7 | 800       | 40         | 2700K | 82  | 12            |
|   | LED7E26PAR1630KNFL | LED 7W PAR16 Narrow Flood (20 degree) - 3000K | 120     | 7       | 350    | 52.2 | 2300      | 20         | 3000K | 82  | 12            |
|   | LED7E26PAR1630KFL  | LED 7W PAR16 Flood (40 degree) - 3000K        | 120     | 7       | 350    | 52.2 | 800       | 40         | 3000K | 82  | 12            |
|   | LED7E26PAR1641KNFL | LED 7W PAR16 Narrow Flood (20 degree) - 4100K | 120     | 7       | 370    | 55.2 | 2300      | 20         | 4100K | 82  | 12            |
|   | LED7E26PAR1641KFL  | LED 7W PAR16 Flood (40 degree) - 4100K        | 120     | 7       | 370    | 55.2 | 800       | 40         | 4100K | 82  | 12            |