



# KT-LED94P-H-8XX-S

## 4-PIN LED LAMP



### DESCRIPTION

9W | 4-Pin LED Lamp | 2700K, 3000K, 3500K, 4000K, 5000K | >80CRI | CFL Ballast Compatible

<b>LAMP TYPE:</b> Compact
<b>BULB TYPE:</b> 4-Pin LED
<b>BASE TYPE:</b> G24q/GX24q
<b>LAMP WATTAGE:</b> 9W
<b>INPUT TYPE:</b> Ballast Compatible
<b>WARRANTY:</b> 5 Years



### PRODUCT FEATURES

- **Plug and Play:** Directly Compatible with Most Existing CFL Ballasts. Contact Keystone for Ballast Compatibility List.
- Replacement for Conventional 13W, 18W, 26W, and 42W G24q Lamps
- Last Up to 5x Longer for Traditional CFL Lamps
- UL Classified and UL Recognized Component
- Operating Temperature: -20°C/-4°F to 45°C /113°F
- Listed on DLC QPL
- Non-Dimmable, and Not for Use in Fully Enclosed Fixtures.

### OPERATING SPECIFICATIONS

Catalog Number	Color	Base Type	Orientation	CRI	Power Factor	Input Voltage	Lamp Wattage	System Wattage*	Lumens*	Rated Life
KT-LED94P-H-827-S	2700K	G24q	Horizontal	>80	Ballast Dependent		9	11	920	50,000 Hrs.
KT-LED94P-H-830-S	3000K	G24q	Horizontal	>80			9	11	980	50,000 Hrs.
KT-LED94P-H-835-S	3500K	G24q	Horizontal	>80			9	11	980	50,000 Hrs.
KT-LED94P-H-840-S	4000K	G24q	Horizontal	>80			9	11	1050	50,000 Hrs.
KT-LED94P-H-850-S	5000K	G24q	Horizontal	>80			9	11	1050	50,000 Hrs.

\* Values based off of typical 2x26W CFL Ballast.

### PERFORMANCE SPECIFICATIONS

Original Best Wattage	System Wattage Per Lamp	Lumens Per Lamp (at 3000K)
13W	6.5	415
18W	7.5	480
26W	11	980
42W	12	1000

\* Values based off of typical 2x26W CFL Ballast.

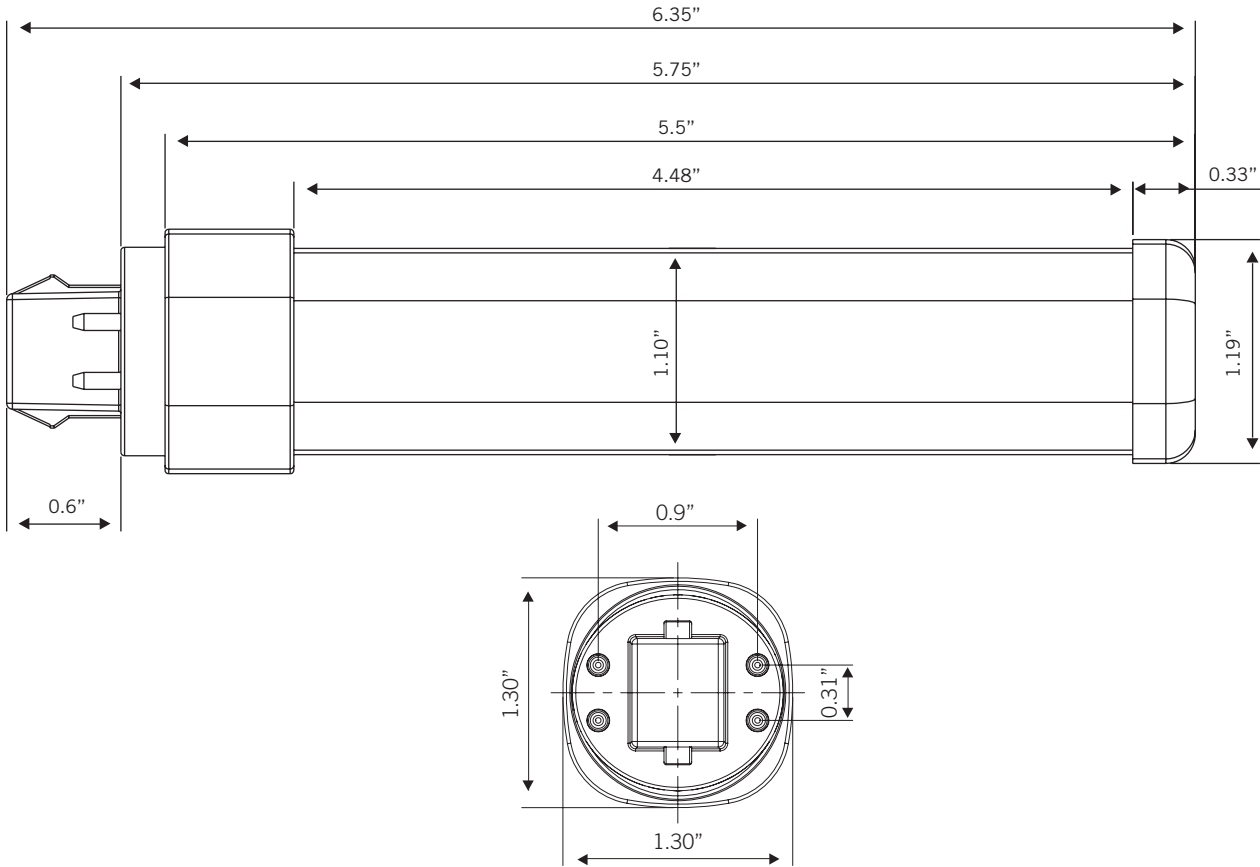


# KT-LED94P-H-8XX-S

## 4-PIN LED LAMP

### PHYSICAL CHARACTERISTICS

#### LAMP DIMENSIONS

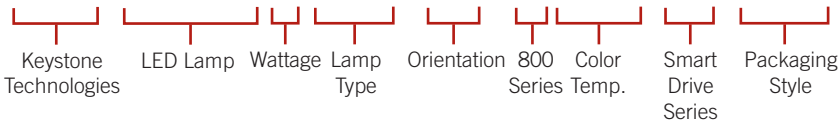


### ORDERING INFORMATION

ORDER CODE	PACKAGING STYLE	PACK QTY.	ITEM STATUS
KT-LED94P-H-8xx-S-DP	Distributor Pack	6	Active

### CATALOG NUMBER BREAKDOWN

# KT-LED94P-H-8XX-S-DP





# KT-LED94P-H-8XX-S

## 4-PIN LED LAMP



### DESCRIPTION

9W | 4-Pin LED Lamp | 2700K, 3000K, 3500K, 4000K, 5000K | >80CRI | CFL Ballast Compatible

<b>LAMP TYPE:</b> Compact
<b>BULB TYPE:</b> 4-Pin LED
<b>BASE TYPE:</b> G24q/GX24q
<b>LAMP WATTAGE:</b> 9W
<b>INPUT TYPE:</b> Ballast Compatible
<b>WARRANTY:</b> 5 Years



### PRODUCT FEATURES

- **Plug and Play: Directly Compatible with Most Existing CFL Ballasts. Contact Keystone for Ballast Compatibility List.**
- Replacement for Conventional 13W, 18W, 26W, and 42W G24q Lamps
- Last Up to 5x Longer for Traditional CFL Lamps
- UL Classified and UL Recognized Component
- Operating Temperature: -20°C/-4°F to 45°C /113°F
- Listed on DLC QPL
- Non-Dimmable, and Not for Use in Fully Enclosed Fixtures.

### OPERATING SPECIFICATIONS

Catalog Number	Color	Base Type	Orientation	CRI	Power Factor	Input Voltage	Lamp Wattage	System Wattage*	Lumens*	Rated Life
KT-LED94P-H-827-S	2700K	G24q	Horizontal	>80	Ballast Dependent		9	11	920	50,000 Hrs.
KT-LED94P-H-830-S	3000K	G24q	Horizontal	>80			9	11	980	50,000 Hrs.
KT-LED94P-H-835-S	3500K	G24q	Horizontal	>80			9	11	980	50,000 Hrs.
KT-LED94P-H-840-S	4000K	G24q	Horizontal	>80			9	11	1050	50,000 Hrs.
KT-LED94P-H-850-S	5000K	G24q	Horizontal	>80			9	11	1050	50,000 Hrs.

\* Values based off of typical 2x26W CFL Ballast.

### PERFORMANCE SPECIFICATIONS

Original Best Wattage	System Wattage Per Lamp	Lumens Per Lamp (at 3000K)
13W	6.5	415
18W	7.5	480
26W	11	980
42W	12	1000

\* Values based off of typical 2x26W CFL Ballast.

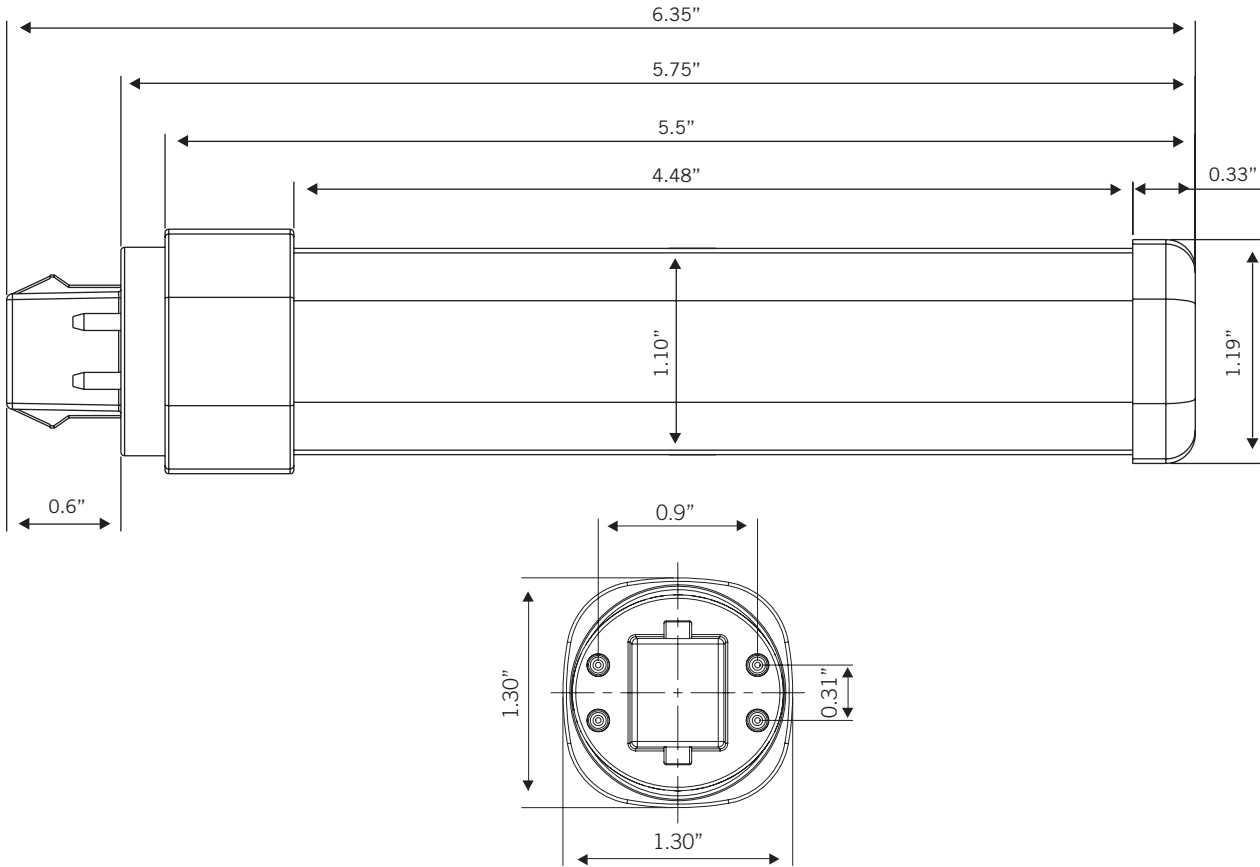


# KT-LED94P-H-8XX-S

## 4-PIN LED LAMP

### PHYSICAL CHARACTERISTICS

#### LAMP DIMENSIONS



### ORDERING INFORMATION

ORDER CODE	PACKAGING STYLE	PACK QTY.	ITEM STATUS
KT-LED94P-H-8xx-S-DP	Distributor Pack	6	Active

### CATALOG NUMBER BREAKDOWN

# KT-LED94P-H-8XX-S-DP

