

LF6CFV/LF8CFV

LiteFrame®

6" & 8" Vertical Compact Fluorescent Downlights

One 26W, 32W, or 42W Triple Tube

WIFT²
OPTICS

wiHUBB



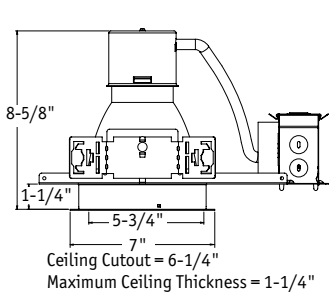
FEATURES

- Electronic ballast with end of life protection and 120-277V universal voltage
- Standard with Prescolite's exclusive Watts Per Square Foot Optics
- Iridescence suppressed, semi-diffuse, self-trim Alzak reflectors
- Baffle units standard with painted white self-trim
- J-box is accessible from below ceiling
- Shipped with pre-installed light commercial bar hangers (* See below for optional upgraded commercial grade bar hangers)
- Non-IC rated. Suitable for damp locations and through wiring (wet listed with lensed reflectors)
- Available with exclusive wiHUBB technology preinstalled
- Luminaires are certified by a National Recognized Testing Lab (NRTL), either UL or CSA.

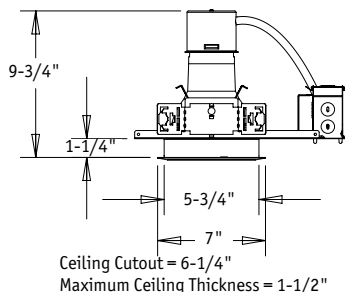
ORDERING INFORMATION

EXAMPLE: LF6CFV32EB 6CFV LP32T30K

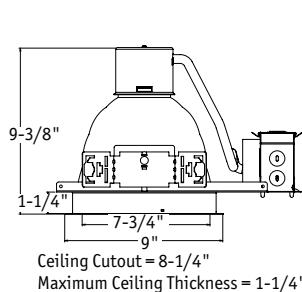
LF6CFV32EB	6CFV	LP32T30K
HOUSING	REFLECTORS	REFLECTOR COLORS
LF6CFV32EB 6" (1) 26/32/42W Triple tube, multi-volt electronic ballast (120-277V)	6CFV 6" Alzak Semi-Diffuse	Blank Clear Alzak
LF8CFV32EB 8" (1) 26/32/42W Triple tube, multi-volt electronic ballast (120-277V)	8CFV 8" Alzak Semi-Diffuse	CG Champagne Gold Alzak
HOUSING OPTIONS		PW Pewter Alzak
CDN Canadian electrical code compliant ballast disconnect		WE Wheat Alzak
CDN 347V⁷ Canadian electrical code compliant ballast disconnect		LW Light Wheat Alzak
CP¹ Chicago Plenum. CP fixture height is 11-7/8"		SPLAY COLORS⁴
EM^{1,2,8} Emergency battery pack with integral test switch and indicator light (open trims only)		Blank Painted White
EMR¹ Emergency battery pack with remote test switch and indicator light		CR Clear Alzak
FSDFA Fuse Kit installed at factory		CG Champagne Gold Alzak
RIF¹ Radio interference filter (single circuit)		PW Pewter Alzak
DM Electronic dimming ballast to 5%, 4-wire, 0-10V, (120-277V)		WE Wheat Alzak
ECDM¹¹ Lutron EcoSystem Dimming Ballast to 5% 3-wire line voltage (120V-277V). Specify wattage.		LW Light Wheat Alzak
XDM Advance Mark 10" Dimming Ballast to 5%, 2-wire line voltage (specify voltage)		
HDM⁶ Lutron Hi Lume Dimming Ballast to 1%, 3-wire (specify voltage/ wattage)		
7DM Advance Mark 7" Dimming Ballast to 5%, 4-wire 0-10V		
2DM^{6,12} Lutron Tu-Wire® Dimming Ballast to 5%, 2-wire line voltage (120V only)		
MW26 Max Wattage Label, 26W		
MW32 Max Wattage Label, 32W		
SYL Osram Sylvania® Ballast		
SMT Philips Advance SmartMate® ballast		
WIH wiHUBB® Enabled		
		REFLECTOR OPTIONS
		CL^{5,8} Regressed clear lens
		PL^{5,8} Regressed prismatic lens
		DL^{5,8} Regressed diffuse lens
		FL^{5,8} Regressed fresnel lens
		WW^{3,9} Wall wash
		WT White flange (Alzak only)
		TRG Trim Ring Gasket (Factory installed)
		BB^{2,9} Black baffle (with clear Alzak upper reflector)
		WB^{2,9} White baffle (with clear Alzak upper reflector)
		ACCESSORIES
		B24 Set of (2) 24" bar hangers for T-bar ceilings
		B6 Set of (2) bar hangers for ceiling joists up to 24" centers
		FSDFI Fuse kit for field installation
		SCA6⁸ Sloped ceiling adapter for 6" housings. Please specify degree of slope in 5° increments, max of 35°. (Specify Wet or Dry)
		SCA8⁸ Sloped ceiling adapter for 8" housings. Please specify degree of slope in 5° increments, max of 35°. (Specify Wet or Dry)
		LAMP ACCESSORIES
		LP¹⁰ -wattage=26, 32, 42 -type=T (Triple 4-pin) -temp= 27K, 30K, 35K, 41K (Kelvin)
		NOTES
		¹ RIF1, EMR, EM, and CP options not offered in combination
		² Not available with lensed option
		³ Not compatible with EM housing option
		⁴ Lensed trim only
		⁵ Wet location listed
		⁶ Not available for 42W
		⁷ Dimming option not available for 347V
		⁸ Not available with wall wash
		⁹ Not available with lensed trim
		¹⁰ Osram or GE lamps only for downlights
		¹¹ For 42W specify LF6/8CFV42EBECDM
		¹² For 26W specify LF6/8CFV26EB2DM, 32W specify LF6/8CFV32EB2DM



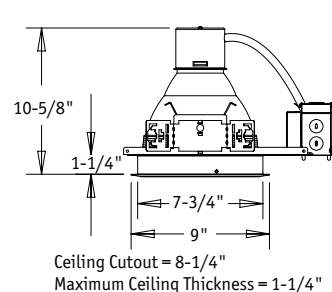
LF6CFV OPEN



LF6CFV WALL WASH/LENSED



LF8CFV OPEN



LF8CFV WALL WASH/LENSED

LF6CFV/LF8CFV

LiteFrame®

6" & 8" Vertical Compact Fluorescent Downlights

One 26W, 32W, or 42W Triple Tube

WIFT²
OPTICS

wiHUBB



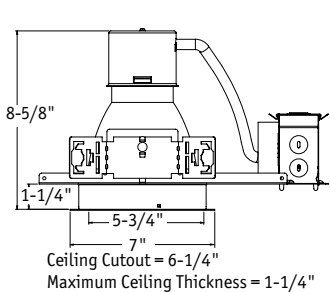
FEATURES

- Electronic ballast with end of life protection and 120-277V universal voltage
- Standard with Prescolite's exclusive Watts Per Square Foot Optics
- Iridescence suppressed, semi-diffuse, self-trim Alzak reflectors
- Baffle units standard with painted white self-trim
- J-box is accessible from below ceiling
- Shipped with pre-installed light commercial bar hangers (* See below for optional upgraded commercial grade bar hangers)
- Non-IC rated. Suitable for damp locations and through wiring (wet listed with lensed reflectors)
- Available with exclusive wiHUBB technology preinstalled
- Luminaires are certified by a National Recognized Testing Lab (NRTL), either UL or CSA.

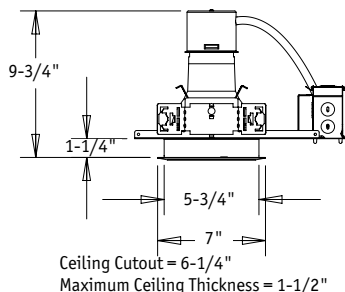
ORDERING INFORMATION

EXAMPLE: LF6CFV32EB 6CFV LP32T30K

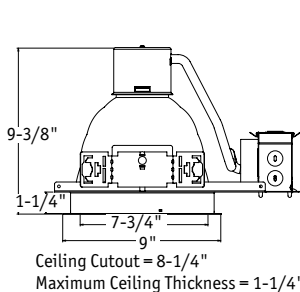
LF6CFV32EB	6CFV	LP32T30K
HOUSING	REFLECTORS	REFLECTOR COLORS
LF6CFV32EB 6" (1) 26/32/42W Triple tube, multi-volt electronic ballast (120-277V)	6CFV 6" Alzak Semi-Diffuse	Blank Clear Alzak
LF8CFV32EB 8" (1) 26/32/42W Triple tube, multi-volt electronic ballast (120-277V)	8CFV 8" Alzak Semi-Diffuse	CG Champagne Gold Alzak
HOUSING OPTIONS		PW Pewter Alzak
CDN Canadian electrical code compliant ballast disconnect		WE Wheat Alzak
CDN 347V⁷ Canadian electrical code compliant ballast disconnect		LW Light Wheat Alzak
CP¹ Chicago Plenum. CP fixture height is 11-7/8"		SPLAY COLORS⁴
EM^{1,2,8} Emergency battery pack with integral test switch and indicator light (open trims only)		Blank Painted White
EMR¹ Emergency battery pack with remote test switch and indicator light		CR Clear Alzak
FSDFA Fuse Kit installed at factory		CG Champagne Gold Alzak
RIF¹ Radio interference filter (single circuit)		PW Pewter Alzak
DM Electronic dimming ballast to 5%, 4-wire, 0-10V, (120-277V)		WE Wheat Alzak
ECDM¹¹ Lutron EcoSystem Dimming Ballast to 5% 3-wire line voltage (120V-277V). Specify wattage.		LW Light Wheat Alzak
XDM Advance Mark 10" Dimming Ballast to 5%, 2-wire line voltage (specify voltage)		
HDM⁶ Lutron Hi Lume Dimming Ballast to 1%, 3-wire (specify voltage/ wattage)		
7DM Advance Mark 7" Dimming Ballast to 5%, 4-wire 0-10V		
2DM^{6,12} Lutron Tu-Wire® Dimming Ballast to 5%, 2-wire line voltage (120V only)		
MW26 Max Wattage Label, 26W		
MW32 Max Wattage Label, 32W		
SYL Osram Sylvania® Ballast		
SMT Philips Advance SmartMate® ballast		
WIH wiHUBB® Enabled		
		REFLECTOR OPTIONS
		CL^{5,8} Regressed clear lens
		PL^{5,8} Regressed prismatic lens
		DL^{5,8} Regressed diffuse lens
		FL^{5,8} Regressed fresnel lens
		WW^{3,9} Wall wash
		WT White flange (Alzak only)
		TRG Trim Ring Gasket (Factory installed)
		BB^{2,9} Black baffle (with clear Alzak upper reflector)
		WB^{2,9} White baffle (with clear Alzak upper reflector)
		ACCESSORIES
		B24 Set of (2) 24" bar hangers for T-bar ceilings
		B6 Set of (2) bar hangers for ceiling joists up to 24" centers
		FSDFI Fuse kit for field installation
		SCA6⁸ Sloped ceiling adapter for 6" housings. Please specify degree of slope in 5° increments, max of 35°. (Specify Wet or Dry)
		SCA8⁸ Sloped ceiling adapter for 8" housings. Please specify degree of slope in 5° increments, max of 35°. (Specify Wet or Dry)
		LAMP ACCESSORIES
		LP¹⁰ -wattage=26, 32, 42 -type=T (Triple 4-pin) -temp= 27K, 30K, 35K, 41K (Kelvin)
		NOTES
		¹ RIF1, EMR, EM, and CP options not offered in combination
		² Not available with lensed option
		³ Not compatible with EM housing option
		⁴ Lensed trim only
		⁵ Wet location listed
		⁶ Not available for 42W
		⁷ Dimming option not available for 347V
		⁸ Not available with wall wash
		⁹ Not available with lensed trim
		¹⁰ Osram or GE lamps only for downlights
		¹¹ For 42W specify LF6/8CFV42EBECDM
		¹² For 26W specify LF6/8CFV26EB2DM, 32W specify LF6/8CFV32EB2DM



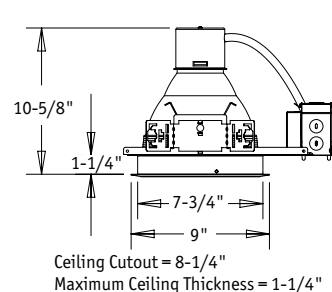
LF6CFV OPEN



LF6CFV WALL WASH/LENSED



LF8CFV OPEN



LF8CFV WALL WASH/LENSED