

# Super-Lag Renewable Fuses and Fuse Links

## 250 and 600 Volts, 1-600 Amps

# REN and RES (LKN & LKS)

## RENEWABLE FUSES

### REN SUPER-LAG — 250 VOLTS AC

#### Catalog Numbers and Ampere Ratings

REN-1	REN-12	REN-60	REN-200
REN-2	REN-15	REN-70	REN-225
REN-3	REN-20	REN-80	REN-250
REN-4	REN-25	REN-90	REN-300
REN-5	REN-30	REN-100	REN-350
REN-6	REN-35	REN-110	REN-400
REN-7	REN-40	REN-125	REN-450
REN-8	REN-45	REN-150	REN-500
REN-10	REN-50	REN-175	REN-600

#### Carton Quantity and Weight

Catalog Number	Carton Qty	Weight*	
		Lbs.	Kg.
REN 1-30	10	0.55	0.249
REN 35-65	10	1.40	0.634
REN 70-100	5	2.3	1.043
REN 110-200	1	1.09	0.494
REN 225-400	1	2.66	1.206
REN 450-600	1	3.13	1.419

\*Weight per carton.

### RES SUPER-LAG — 600 VOLTS AC

#### Catalog Numbers and Ampere Ratings

RES-1	RES-15	RES-70	RES-225
RES-2	RES-20	RES-80	RES-250
RES-3	RES-25	RES-90	RES-300
RES-4	RES-30	RES-100	RES-350
RES-5	RES-35	RES-110	RES-400
RES-6	RES-40	RES-125	RES-450
RES-8	RES-45	RES-150	RES-500
RES-10	RES-50	RES-175	RES-600
RES-12	RES-60	RES-200	—

#### Carton Quantity and Weight

Catalog Number	Carton Qty	Weight*	
		Lbs.	Kg.
RES 1-30	10	0.18	0.082
RES 35-60	10	0.36	0.163
RES 70-100	5	4.16	1.886
RES 110-200	1	1.83	0.830
RES 225-400	1	3.73	1.690
RES 450-600	1	3.75	1.701

\*Weight per carton.

## FUSE LINKS

### LKN SUPER-LAG — 250 VOLTS AC

#### Catalog Numbers and Ampere Ratings

LKN-1	LKN-10	LKN-60	LKN-175
LKN-1-1/2	LKN-12	LKN-65	LKN-200
LKN-2	LKN-15	LKN-70	LKN-225
LKN-3	LKN-20	LKN-75	LKN-250
LKN-4	LKN-25	LKN-80	LKN-300
LKN-5	LKN-30	LKN-90	LKN-350
LKN-6	LKN-35	LKN-100	LKN-400
LKN-7	LKN-40	LKN-110	LKN-450
LKN-8	LKN-45	LKN-125	LKN-500
LKN-9	LKN-50	LKN-150	LKN-600

#### Carton Quantity and Weight

Catalog Number	Carton Qty	Weight*	
		Lbs.	Kg.
LKN 1-30	20	0.05	0.02
LKN 35-65	20	0.20	0.09
LKN 70-100	10	0.20	0.09
LKN 110-200	5	0.25	0.11
LKN 225-400	5	0.55	0.25
LKN 450-600	2	0.32	0.15

\*Weight per carton.

### LKS SUPER-LAG — 600 VOLTS AC

#### Catalog Numbers and Ampere Ratings

LKS-1	LKS-10	LKS-50	LKS-200
LKS-2	LKS-12	LKS-60	LKS-225
LKS-2-1/2	LKS-15	LKS-70	LKS-250
LKS-3	LKS-17-1/2	LKS-80	LKS-300
LKS-4	LKS-20	LKS-90	LKS-350
LKS-5	LKS-25	LKS-100	LKS-400
LKS-6	LKS-30	LKS-110	LKS-450
LKS-7	LKS-35	LKS-125	LKS-500
LKS-8	LKS-40	LKS-150	LKS-600
LKS-9	LKS-45	LKS-175	—

#### Carton Quantity and Weight

Catalog Number	Carton Qty	Weight*	
		Lbs.	Kg.
LKS 1-30	20	0.05	0.02
LKS 35-60	20	0.02	0.09
LKS 65-100	10	0.02	0.09
LKS 110-200	5	0.25	0.11
LKS 225-400	5	0.55	0.25
LKS 450-600	2	0.32	0.15

\*Weight per carton.

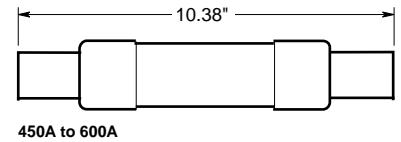
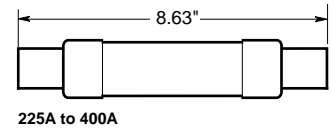
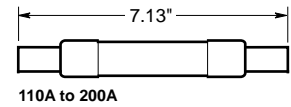
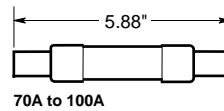
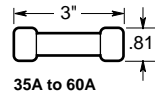
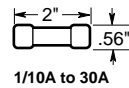
# Super-Lag Renewable Fuses and Fuse Links

250 and 600 Volts, 1-600 Amps

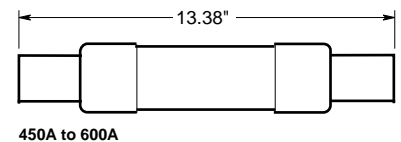
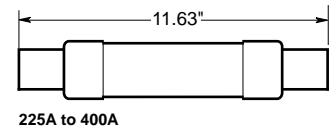
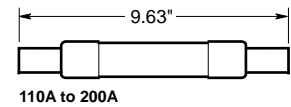
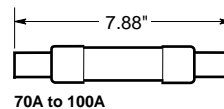
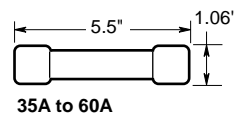
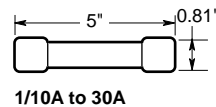
# REN and RES (LKN & LKS)



### Dimensional Data REN (250V)



### Dimensional Data RES (600V)



CATALOG SYMBOLS: REN (250V); RES (600V)  
 TIME-LAG  
 1 TO 600 AMPERES  
 250 AND 600 VOLTS AC (OR LESS)  
 NON-CURRENT LIMITING  
 INTERRUPTING RATING—10,000A RMS SYM.  
 U.L. LISTED—CLASS H  
 REN 0-60, 201-600 – U.L. (GUIDE # JDRX, FILE #E5033)  
 CSA (CLASS #1421-02, FILE #53787)  
 RES 0-60, 201-400 – U.L. (GUIDE #JDRX, FILE #E5033)  
 RES 0-100, 201-600 – CSA (CLASS #1421-02, FILE #53787)

- Designed for easy replacement.
- No multiple links to complicate replacement.
- Buss SUPER-LAG Renewable fuses with longer time-lag than other Class H fuses of this type can better sustain overloads without needlessly opening.
- “Laminated” fusible links of 70 amps and larger fuses significantly contribute to time-lag.
- SUPER-LAG fuses are used in circuits of industrial and commercial structures where maximum short-circuit currents are of a low level (below 10,000 amperes) and frequent outages dictate the economy of the “renewable” type fuse.
- These fuses are generally sized at the ampere rating of non-inductive circuits and 300% for motor circuits.

# Super-Lag Renewable Fuses and Fuse Links

## 250 and 600 Volts, 1-600 Amps

# REN and RES (LKN & LKS)

## RENEWABLE FUSES

### REN SUPER-LAG — 250 VOLTS AC

#### Catalog Numbers and Ampere Ratings

REN-1	REN-12	REN-60	REN-200
REN-2	REN-15	REN-70	REN-225
REN-3	REN-20	REN-80	REN-250
REN-4	REN-25	REN-90	REN-300
REN-5	REN-30	REN-100	REN-350
REN-6	REN-35	REN-110	REN-400
REN-7	REN-40	REN-125	REN-450
REN-8	REN-45	REN-150	REN-500
REN-10	REN-50	REN-175	REN-600

#### Carton Quantity and Weight

Catalog Number	Carton Qty	Weight*	
		Lbs.	Kg.
REN 1-30	10	0.55	0.249
REN 35-65	10	1.40	0.634
REN 70-100	5	2.3	1.043
REN 110-200	1	1.09	0.494
REN 225-400	1	2.66	1.206
REN 450-600	1	3.13	1.419

\*Weight per carton.

### RES SUPER-LAG — 600 VOLTS AC

#### Catalog Numbers and Ampere Ratings

RES-1	RES-15	RES-70	RES-225
RES-2	RES-20	RES-80	RES-250
RES-3	RES-25	RES-90	RES-300
RES-4	RES-30	RES-100	RES-350
RES-5	RES-35	RES-110	RES-400
RES-6	RES-40	RES-125	RES-450
RES-8	RES-45	RES-150	RES-500
RES-10	RES-50	RES-175	RES-600
RES-12	RES-60	RES-200	—

#### Carton Quantity and Weight

Catalog Number	Carton Qty	Weight*	
		Lbs.	Kg.
RES 1-30	10	0.18	0.082
RES 35-60	10	0.36	0.163
RES 70-100	5	4.16	1.886
RES 110-200	1	1.83	0.830
RES 225-400	1	3.73	1.690
RES 450-600	1	3.75	1.701

\*Weight per carton.

## FUSE LINKS

### LKN SUPER-LAG — 250 VOLTS AC

#### Catalog Numbers and Ampere Ratings

LKN-1	LKN-10	LKN-60	LKN-175
LKN-1-1/2	LKN-12	LKN-65	LKN-200
LKN-2	LKN-15	LKN-70	LKN-225
LKN-3	LKN-20	LKN-75	LKN-250
LKN-4	LKN-25	LKN-80	LKN-300
LKN-5	LKN-30	LKN-90	LKN-350
LKN-6	LKN-35	LKN-100	LKN-400
LKN-7	LKN-40	LKN-110	LKN-450
LKN-8	LKN-45	LKN-125	LKN-500
LKN-9	LKN-50	LKN-150	LKN-600

#### Carton Quantity and Weight

Catalog Number	Carton Qty	Weight*	
		Lbs.	Kg.
LKN 1-30	20	0.05	0.02
LKN 35-65	20	0.20	0.09
LKN 70-100	10	0.20	0.09
LKN 110-200	5	0.25	0.11
LKN 225-400	5	0.55	0.25
LKN 450-600	2	0.32	0.15

\*Weight per carton.

### LKS SUPER-LAG — 600 VOLTS AC

#### Catalog Numbers and Ampere Ratings

LKS-1	LKS-10	LKS-50	LKS-200
LKS-2	LKS-12	LKS-60	LKS-225
LKS-2-1/2	LKS-15	LKS-70	LKS-250
LKS-3	LKS-17-1/2	LKS-80	LKS-300
LKS-4	LKS-20	LKS-90	LKS-350
LKS-5	LKS-25	LKS-100	LKS-400
LKS-6	LKS-30	LKS-110	LKS-450
LKS-7	LKS-35	LKS-125	LKS-500
LKS-8	LKS-40	LKS-150	LKS-600
LKS-9	LKS-45	LKS-175	—

#### Carton Quantity and Weight

Catalog Number	Carton Qty	Weight*	
		Lbs.	Kg.
LKS 1-30	20	0.05	0.02
LKS 35-60	20	0.02	0.09
LKS 65-100	10	0.02	0.09
LKS 110-200	5	0.25	0.11
LKS 225-400	5	0.55	0.25
LKS 450-600	2	0.32	0.15

\*Weight per carton.

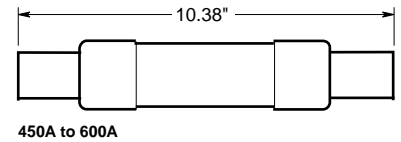
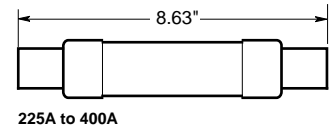
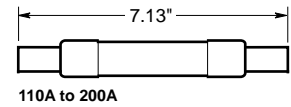
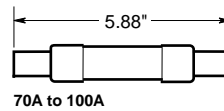
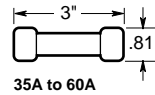
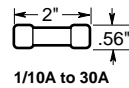
# Super-Lag Renewable Fuses and Fuse Links

250 and 600 Volts, 1-600 Amps

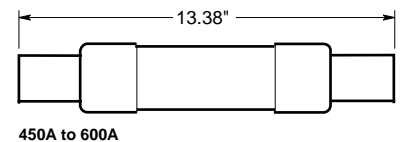
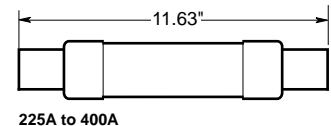
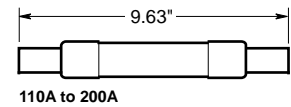
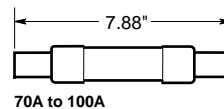
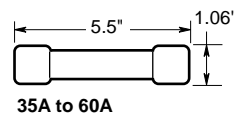
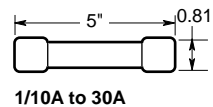
# REN and RES (LKN & LKS)



### Dimensional Data REN (250V)



### Dimensional Data RES (600V)



CATALOG SYMBOLS: REN (250V); RES (600V)  
 TIME-LAG  
 1 TO 600 AMPERES  
 250 AND 600 VOLTS AC (OR LESS)  
 NON-CURRENT LIMITING  
 INTERRUPTING RATING—10,000A RMS SYM.  
 U.L. LISTED—CLASS H  
 REN 0-60, 201-600 – U.L. (GUIDE # JDRX, FILE #E5033)  
 CSA (CLASS #1421-02, FILE #53787)  
 RES 0-60, 201-400 – U.L. (GUIDE #JDRX, FILE #E5033)  
 RES 0-100, 201-600 – CSA (CLASS #1421-02, FILE #53787)

- Designed for easy replacement.
- No multiple links to complicate replacement.
- Buss SUPER-LAG Renewable fuses with longer time-lag than other Class H fuses of this type can better sustain overloads without needlessly opening.
- “Laminated” fusible links of 70 amps and larger fuses significantly contribute to time-lag.
- SUPER-LAG fuses are used in circuits of industrial and commercial structures where maximum short-circuit currents are of a low level (below 10,000 amperes) and frequent outages dictate the economy of the “renewable” type fuse.
- These fuses are generally sized at the ampere rating of non-inductive circuits and 300% for motor circuits.