

# REN (250V) and RES (600V) Renewable Class H size fuses



### Description:

Non-current limiting, renewable 250V (REN) and 600V (RES) Class H size fuses and fuse links (250V LKN and 600V LKS) for use in electrical systems where the available fault current is less than 10,000 amps and frequent outages dictate the economy of these renewable type fuses.

NOTE: The 70-600 amp ratings of the REN and RES fuses are now discontinued.

### Suggested replacements are:

- REN; Use 250V FRN-R Class RK5 fuses (see data sheet No. 1020)
- RES; Use 600V FRS-R Class RK5 fuses (see data sheet No. 1018)

Replacement fuse links for all 1-600A ratings (250V LKN and 600V LKS) will continue to be available to service the installed base of REN and RES fuses.

### Specifications:

#### Ratings

- Volts
  - REN 250Vac
  - RES 600Vac
- Amps
  - 1-60A
- Interrupting Rating
  - 10kA RMS Sym.

### 250V REN Catalog numbers (1-60 Amps)

REN-1	REN-6	REN-15	REN-40
REN-2	REN-7	REN-20	REN-45
REN-3	REN-8	REN-25	REN-50
REN-4	REN-10	REN-30	REN-60
REN-5	REN-12	REN-35	-

### 250V REN Carton quantity and weight

Catalog number	Carton qty	Weight lbs (kg)*
REN 1-30	10	0.55 (0.249)
REN 35-60	10	1.40 (0.634)

\*Weight per carton.

### 600V RES Catalog numbers (1-60 Amps)

RES-1	RES-6	RES-20	RES-45
RES-2	RES-8	RES-25	RES-50
RES-3	RES-10	RES-30	RES-60
RES-4	RES-12	RES-35	-
RES-5	RES-15	RES-40	-

### 600V RES Carton quantity and weight

Catalog number	Carton qty	Weight lbs (kg)*
RES 1-30	10	0.18 (0.082)
RES 35-60	10	0.36 (0.163)

\*Weight per carton.

### Features

- These fuses are generally sized at the amp rating of non-inductive circuits and 300% for motor circuits.

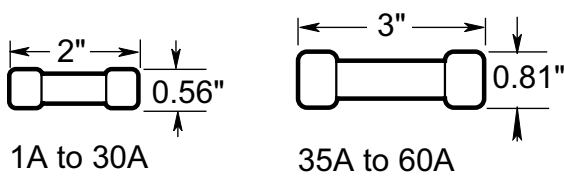
### Recommended fuse blocks

Part number	Description
HM250	250V, 30 and 60A 1-, 2- and 3-pole open fuse blocks
HM600	600V, 30 and 60A 1-, 2 and 3-pole open fuse blocks

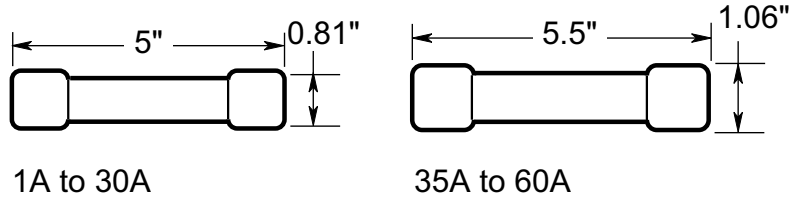
For details, see data sheet No. 10289.

**Dimensions - in**

250V REN



600V RES



**Replacement 250V REN and 600V RES fuse links**

**250V LKN Fuse link catalog numbers (amps)**

LKN-1	LKN-10	LKN-60	LKN-200
LKN-1-1/2	LKN-12	LKN-70	LKN-225
LKN-2	LKN-15	LKN-75	LKN-250
LKN-3	LKN-20	LKN-80	LKN-300
LKN-4	LKN-25	LKN-90	LKN-350
LKN-5	LKN-30	LKN-100	LKN-400
LKN-6	LKN-35	LKN-110	LKN-450
LKN-7	LKN-40	LKN-125	LKN-500
LKN-8	LKN-45	LKN-150	LKN-600
LKN-9	LKN-50	LKN-175	--

**600V LKS Fuse link catalog numbers (amps)**

LKS-1	LKS-10	LKS-50	LKS-200
LKS-2	LKS-12	LKS-60	LKS-225
LKS-2-1/2	LKS-15	LKS-70	LKS-250
LKS-3	LKS-17-1/2	LKS-80	LKS-300
LKS-4	LKS-20	LKS-90	LKS-350
LKS-5	LKS-25	LKS-100	LKS-400
LKS-6	LKS-30	LKS-110	LKS-450
LKS-7	LKS-35	LKS-125	LKS-500
LKS-8	LKS-40	LKS-150	LKS-600
LKS-9	LKS-45	LKS-175	--

**250V LKN Fuse link carton quantity and weight**

Catalog number	Carton qty	Weight lbs (kg)*
LKN 1-30	20	0.05 (0.02)
LKN 35-60	20	0.20 (0.09)
LKN 70-100	10	0.20 (0.09)
LKN 110-200	5	0.25 (0.11)
LKN 225-400	5	0.55 (0.25)
LKN 450-600	2	0.32 (0.15)

\*Weight per carton.

**600V RES Fuse link carton quantity and weight**

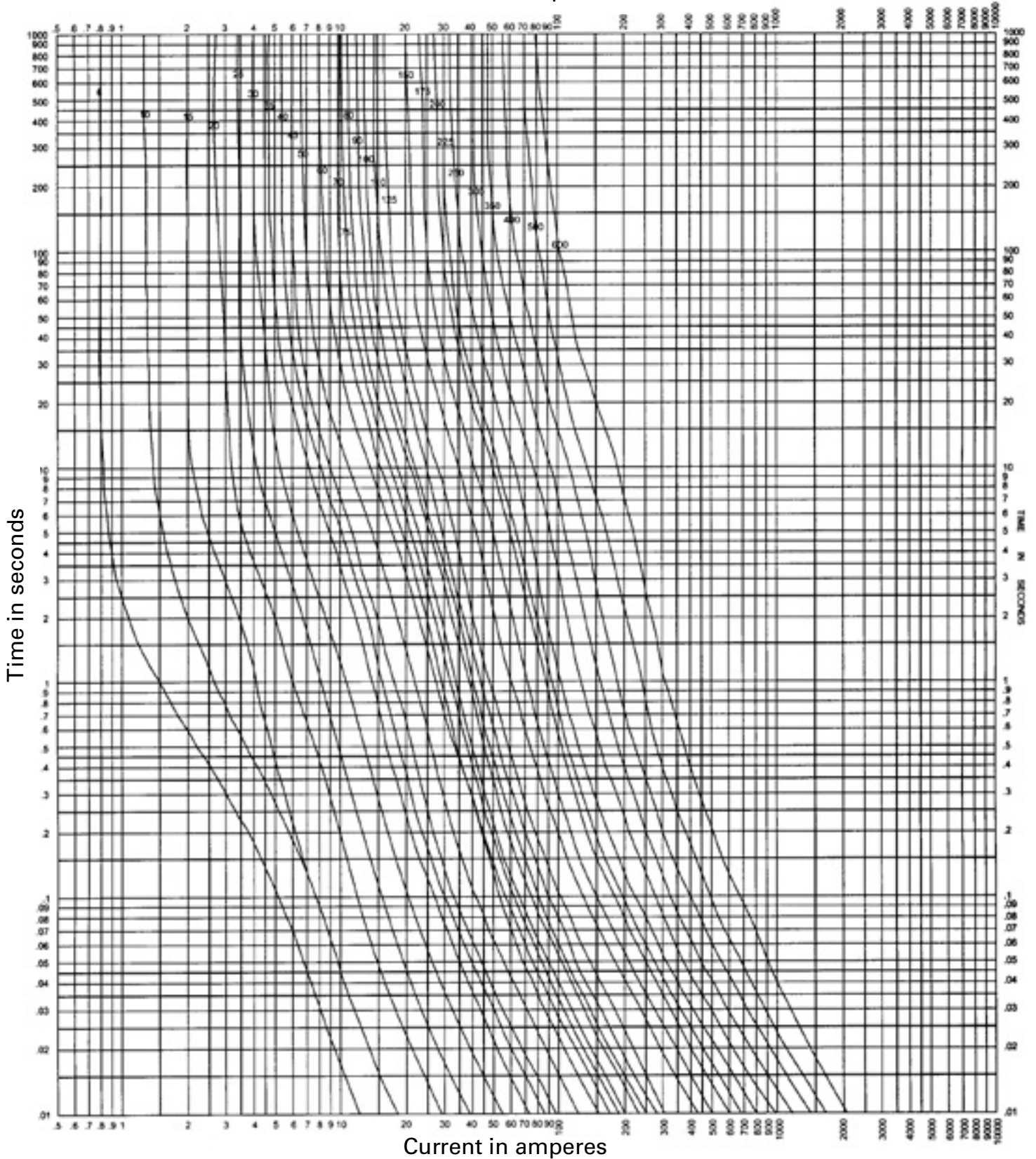
Catalog number	Carton qty	Weight lbs (kg)*
LKS 1-30	20	0.05 (0.02)
LKS 35-60	20	0.02 (0.09)
LKS 65-100	10	0.02 (0.09)
LKS 110-200	5	0.25 (0.11)
LKS 225-400	5	0.55 (0.25)
LKS 450-600	2	0.32 (0.15)

\*Weight per carton.

**Time-current characteristic curves – average melt**

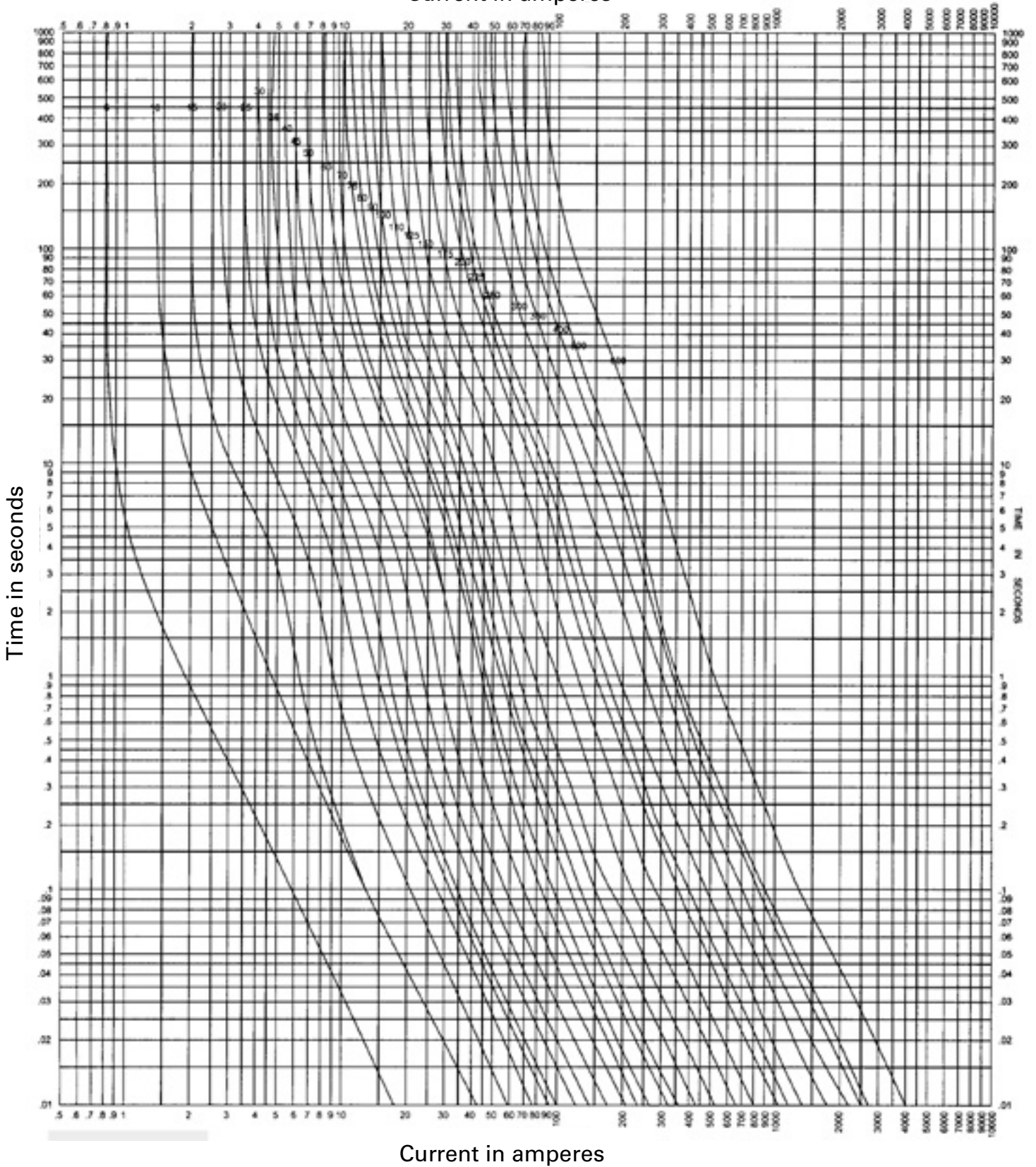
250V REN (LKN Fuse links)

Current in amperes



Time-current characteristic curves – average melt  
600V RES (LKS Fuse links)

Current in amperes



The only controlled copy of this data sheet is the electronic read-only version located on the Eaton network drive. All other copies of this document are by definition uncontrolled. This bulletin is intended to clearly present comprehensive product data and provide technical information that will help the end user with design applications. Eaton reserves the right, without notice, to change design or construction of any products and to discontinue or limit distribution of any products. Eaton also reserves the right to change or update, without notice, any technical information contained in this bulletin. Once a product has been selected, it should be tested by the user in all possible applications.

**Eaton**  
1000 Eaton Boulevard  
Cleveland, OH 44122  
United States  
Eaton.com

Bussmann Division  
114 Old State Road  
Ellisville, MO 63021  
United States  
Eaton.com/bussmannseries

© 2015 Eaton  
All Rights Reserved  
Printed in USA  
Publication No. 1028 – BU-SB14109  
December 2015

Eaton and Bussmann are valuable trademarks of Eaton in the US and other countries. You are not permitted to use the Eaton trademarks without prior written consent of Eaton.

For Eaton's Bussmann series  
product information,  
call **1-855-287-7626** or visit:  
**Eaton.com/bussmannseries**

# REN (250V) and RES (600V) Renewable Class H size fuses



### Description:

Non-current limiting, renewable 250V (REN) and 600V (RES) Class H size fuses and fuse links (250V LKN and 600V LKS) for use in electrical systems where the available fault current is less than 10,000 amps and frequent outages dictate the economy of these renewable type fuses.

NOTE: The 70-600 amp ratings of the REN and RES fuses are now discontinued.

### Suggested replacements are:

- REN; Use 250V FRN-R Class RK5 fuses (see data sheet No. 1020)
- RES; Use 600V FRS-R Class RK5 fuses (see data sheet No. 1018)

Replacement fuse links for all 1-600A ratings (250V LKN and 600V LKS) will continue to be available to service the installed base of REN and RES fuses.

### Specifications:

#### Ratings

- Volts
  - REN 250Vac
  - RES 600Vac
- Amps
  - 1-60A
- Interrupting Rating
  - 10kA RMS Sym.

### 250V REN Catalog numbers (1-60 Amps)

REN-1	REN-6	REN-15	REN-40
REN-2	REN-7	REN-20	REN-45
REN-3	REN-8	REN-25	REN-50
REN-4	REN-10	REN-30	REN-60
REN-5	REN-12	REN-35	-

### 250V REN Carton quantity and weight

Catalog number	Carton qty	Weight lbs (kg)*
REN 1-30	10	0.55 (0.249)
REN 35-60	10	1.40 (0.634)

\*Weight per carton.

### 600V RES Catalog numbers (1-60 Amps)

RES-1	RES-6	RES-20	RES-45
RES-2	RES-8	RES-25	RES-50
RES-3	RES-10	RES-30	RES-60
RES-4	RES-12	RES-35	-
RES-5	RES-15	RES-40	-

### 600V RES Carton quantity and weight

Catalog number	Carton qty	Weight lbs (kg)*
RES 1-30	10	0.18 (0.082)
RES 35-60	10	0.36 (0.163)

\*Weight per carton.

### Features

- These fuses are generally sized at the amp rating of non-inductive circuits and 300% for motor circuits.

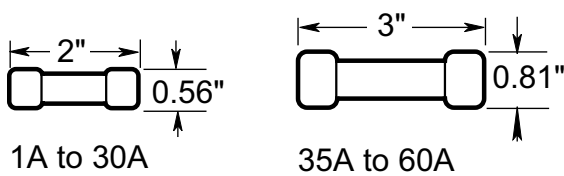
### Recommended fuse blocks

Part number	Description
HM250	250V, 30 and 60A 1-, 2- and 3-pole open fuse blocks
HM600	600V, 30 and 60A 1-, 2 and 3-pole open fuse blocks

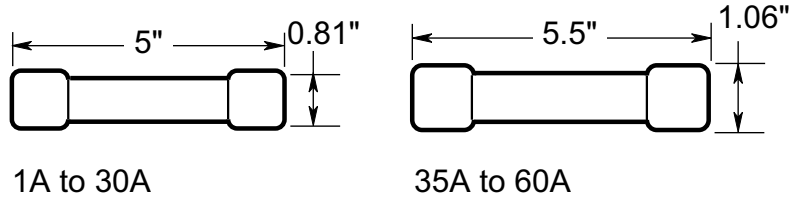
For details, see data sheet No. 10289.

**Dimensions - in**

**250V REN**



**600V RES**



**Replacement 250V REN and 600V RES fuse links**

**250V LKN Fuse link catalog numbers (amps)**

LKN-1	LKN-10	LKN-60	LKN-200
LKN-1-1/2	LKN-12	LKN-70	LKN-225
LKN-2	LKN-15	LKN-75	LKN-250
LKN-3	LKN-20	LKN-80	LKN-300
LKN-4	LKN-25	LKN-90	LKN-350
LKN-5	LKN-30	LKN-100	LKN-400
LKN-6	LKN-35	LKN-110	LKN-450
LKN-7	LKN-40	LKN-125	LKN-500
LKN-8	LKN-45	LKN-150	LKN-600
LKN-9	LKN-50	LKN-175	--

**250V LKN Fuse link carton quantity and weight**

Catalog number	Carton qty	Weight lbs (kg)*
LKN 1-30	20	0.05 (0.02)
LKN 35-60	20	0.20 (0.09)
LKN 70-100	10	0.20 (0.09)
LKN 110-200	5	0.25 (0.11)
LKN 225-400	5	0.55 (0.25)
LKN 450-600	2	0.32 (0.15)

\*Weight per carton.

**600V LKS Fuse link catalog numbers (amps)**

LKS-1	LKS-10	LKS-50	LKS-200
LKS-2	LKS-12	LKS-60	LKS-225
LKS-2-1/2	LKS-15	LKS-70	LKS-250
LKS-3	LKS-17-1/2	LKS-80	LKS-300
LKS-4	LKS-20	LKS-90	LKS-350
LKS-5	LKS-25	LKS-100	LKS-400
LKS-6	LKS-30	LKS-110	LKS-450
LKS-7	LKS-35	LKS-125	LKS-500
LKS-8	LKS-40	LKS-150	LKS-600
LKS-9	LKS-45	LKS-175	--

**600V RES Fuse link carton quantity and weight**

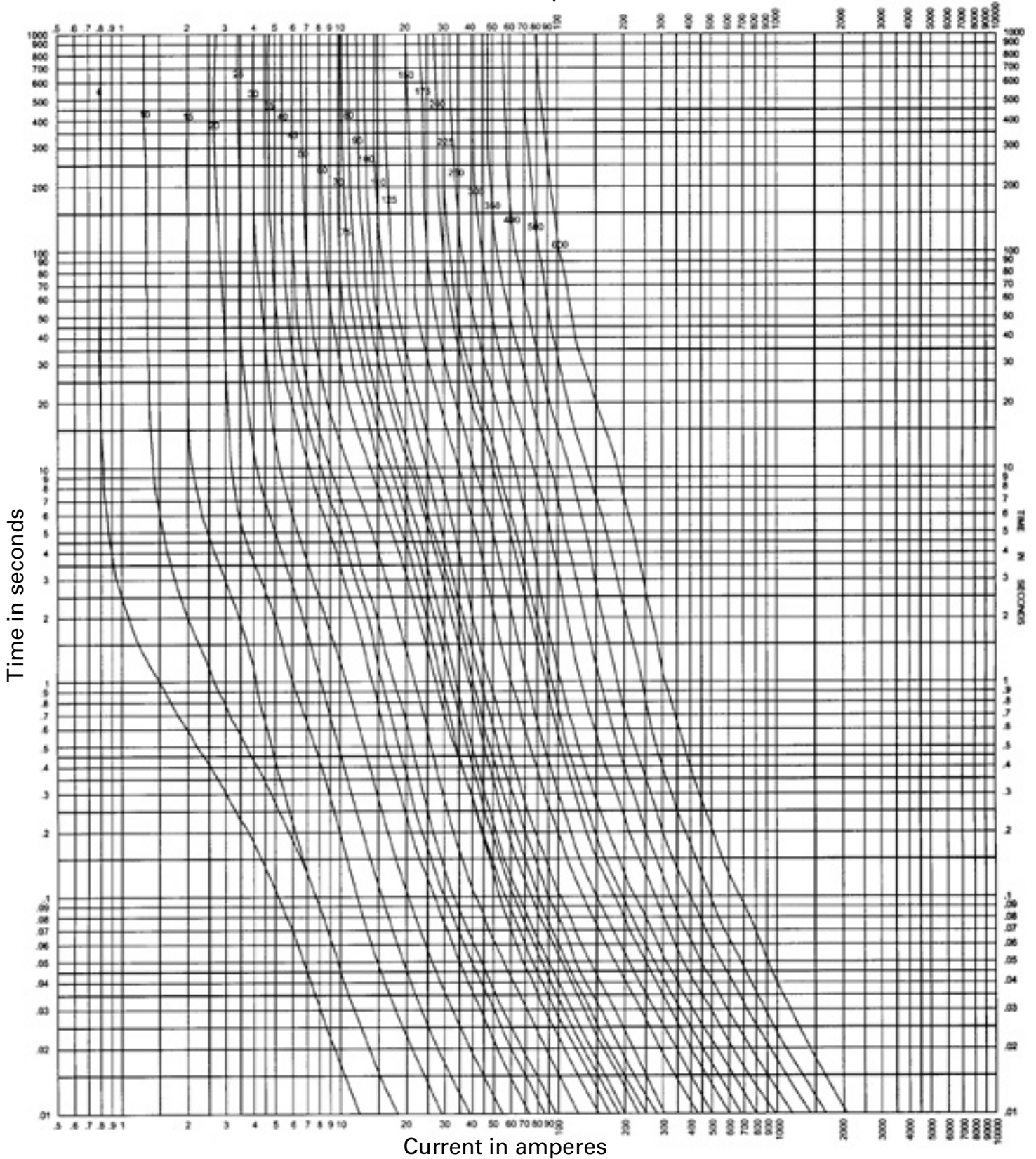
Catalog number	Carton qty	Weight lbs (kg)*
LKS 1-30	20	0.05 (0.02)
LKS 35-60	20	0.02 (0.09)
LKS 65-100	10	0.02 (0.09)
LKS 110-200	5	0.25 (0.11)
LKS 225-400	5	0.55 (0.25)
LKS 450-600	2	0.32 (0.15)

\*Weight per carton.

**Time-current characteristic curves – average melt**

250V REN (LKN Fuse links)

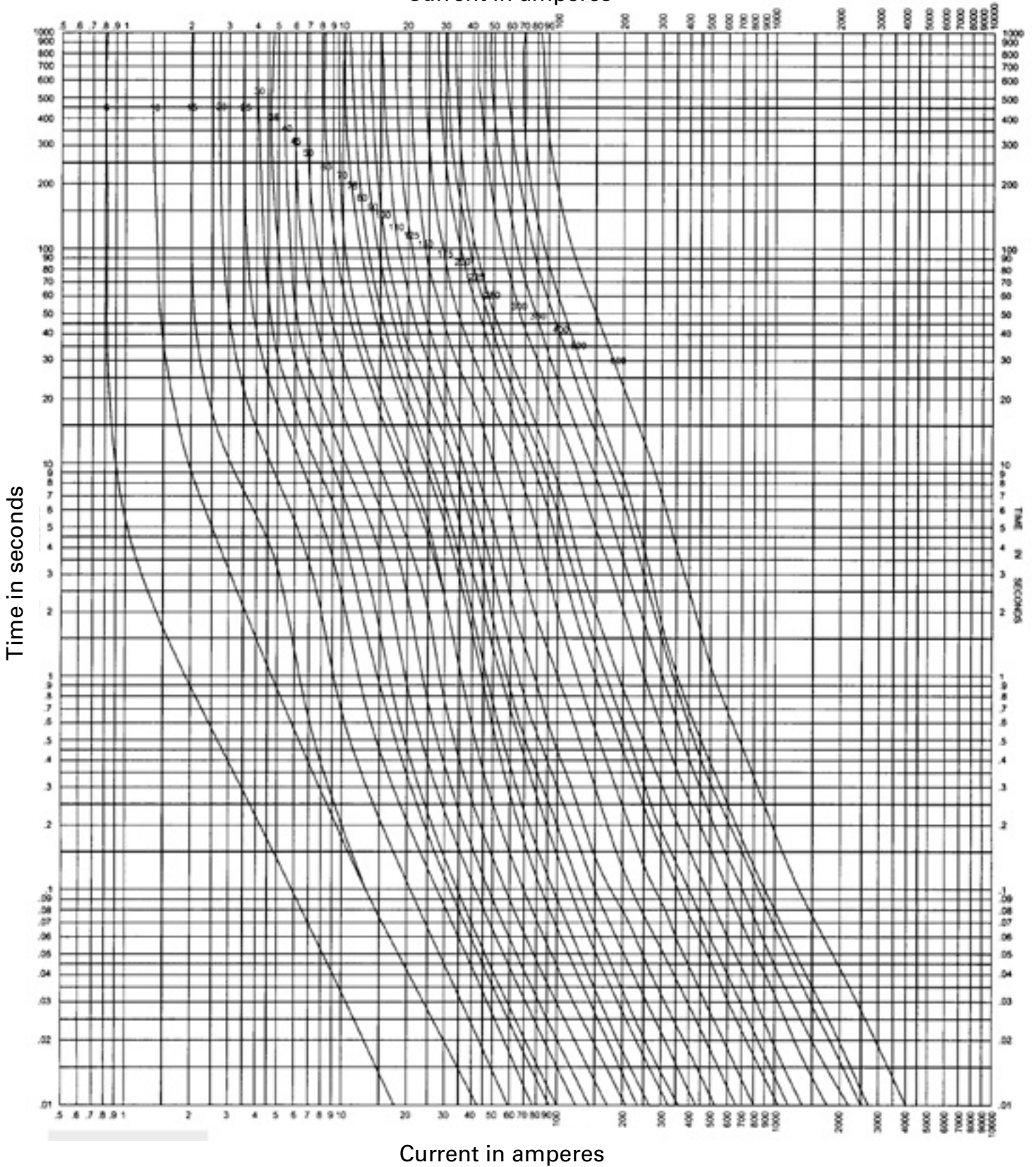
Current in amperes





Time-current characteristic curves – average melt  
600V RES (LKS Fuse links)

Current in amperes



Current in amperes

The only controlled copy of this data sheet is the electronic read-only version located on the Eaton network drive. All other copies of this document are by definition uncontrolled. This bulletin is intended to clearly present comprehensive product data and provide technical information that will help the end user with design applications. Eaton reserves the right, without notice, to change design or construction of any products and to discontinue or limit distribution of any products. Eaton also reserves the right to change or update, without notice, any technical information contained in this bulletin. Once a product has been selected, it should be tested by the user in all possible applications.

**Eaton**  
1000 Eaton Boulevard  
Cleveland, OH 44122  
United States  
Eaton.com

Bussmann Division  
114 Old State Road  
Ellisville, MO 63021  
United States  
Eaton.com/bussmannseries

© 2015 Eaton  
All Rights Reserved  
Printed in USA  
Publication No. 1028 – BU-SB14109  
December 2015

Eaton and Bussmann are valuable trademarks of Eaton in the US and other countries. You are not permitted to use the Eaton trademarks without prior written consent of Eaton.

For Eaton's Bussmann series  
product information,  
call **1-855-287-7626** or visit:  
**Eaton.com/bussmannseries**