

# Low-Peak™ LP-CC Class CC 600 Vac/300 Vdc, 1/2-30 A time-delay fuses



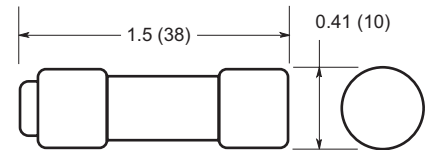
### Catalog numbers (amps)

|              |              |              |             |          |
|--------------|--------------|--------------|-------------|----------|
| LP-CC-1/2    | LP-CC-1-1/2  | LP-CC-3      | LP-CC-6     | LP-CC-12 |
| LP-CC-6/10   | LP-CC-1-6/10 | LP-CC-3-2/10 | LP-CC-6-1/4 | LP-CC-15 |
| LP-CC-8/10   | LP-CC-1-8/10 | LP-CC-3-1/2  | LP-CC-7     | LP-CC-20 |
| LP-CC-1      | LP-CC-2      | LP-CC-4      | LP-CC-7-1/2 | LP-CC-25 |
| LP-CC-1-1/8  | LP-CC-2-1/4  | LP-CC-4-1/2  | LP-CC-8     | LP-CC-30 |
| LP-CC-1-1/4  | LP-CC-2-1/2  | LP-CC-5      | LP-CC-9     |          |
| LP-CC-1-4/10 | LP-CC-2-8/10 | LP-CC-5-6/10 | LP-CC-10    |          |

### Carton quantity:

| Amp rating | Carton qty. |
|------------|-------------|
| 1/2-30     | 10          |

### Dimensions - in (mm)



### Catalog symbol:

- LP-CC-(amp)

### Description:

Bussmann™ series Ultimate protection Low-Peak Class CC current-limiting, time-delay fuses. Time-delay – 12 seconds (minimum) at 200% of rated current.

### Specifications:

#### Ratings

- Volts
  - 600 Vac
  - 300 Vdc (1/2 to 2-8/10 A, 20-30 A)
  - 150 Vdc (3-15 A)
- Amps 1/2-30 A
- IR
  - 200 kA Vac RMS Sym.
  - 20 kA Vdc

#### Agency information

- UL® Listed Class CC, Std. 248-4, Guide JDDZ, File E4273
- CSA® Certified; Class 1422-02, File 53787
- CE
- RoHS compliant (20-30A)

### Features:

- 200kA interrupting rating complies with NEC® Section 110.9 for today's large capacity systems.
- Fast short-circuit protection and dual-element, time-delay performance provide ultimate protection.
- Reduces existing fuse inventory by up to 33% when upgrading to Low-Peak fuses.
- Consistent 2:1 amp rating ratios for all Low-Peak fuses make selective coordination easy.
- Time-delay characteristic avoids unwanted fuse openings from surge currents while fast response speed under fault conditions provides a high degree of current limitation.
- Current-limitation protects downstream components against damaging thermal and magnetic effects of fault currents.
- A superior, all-purpose, space-saving branch circuit fuse that meets most protection requirements up to 30 A.
- Very compact physical size that's only 13/32" x 1-1/2" (10 x 38mm) with rejection tip.
- Proper sizing can provide "No Damage" Type 2 coordinated protection for NEMA and IEC motor controllers.
- Can be used where either a time-delay or a fast-acting fuse is needed, making selection easier and reducing spare fuse inventories for substantial cost reduction.
- Superior protection for small horsepower motor circuits.



Powering Business Worldwide

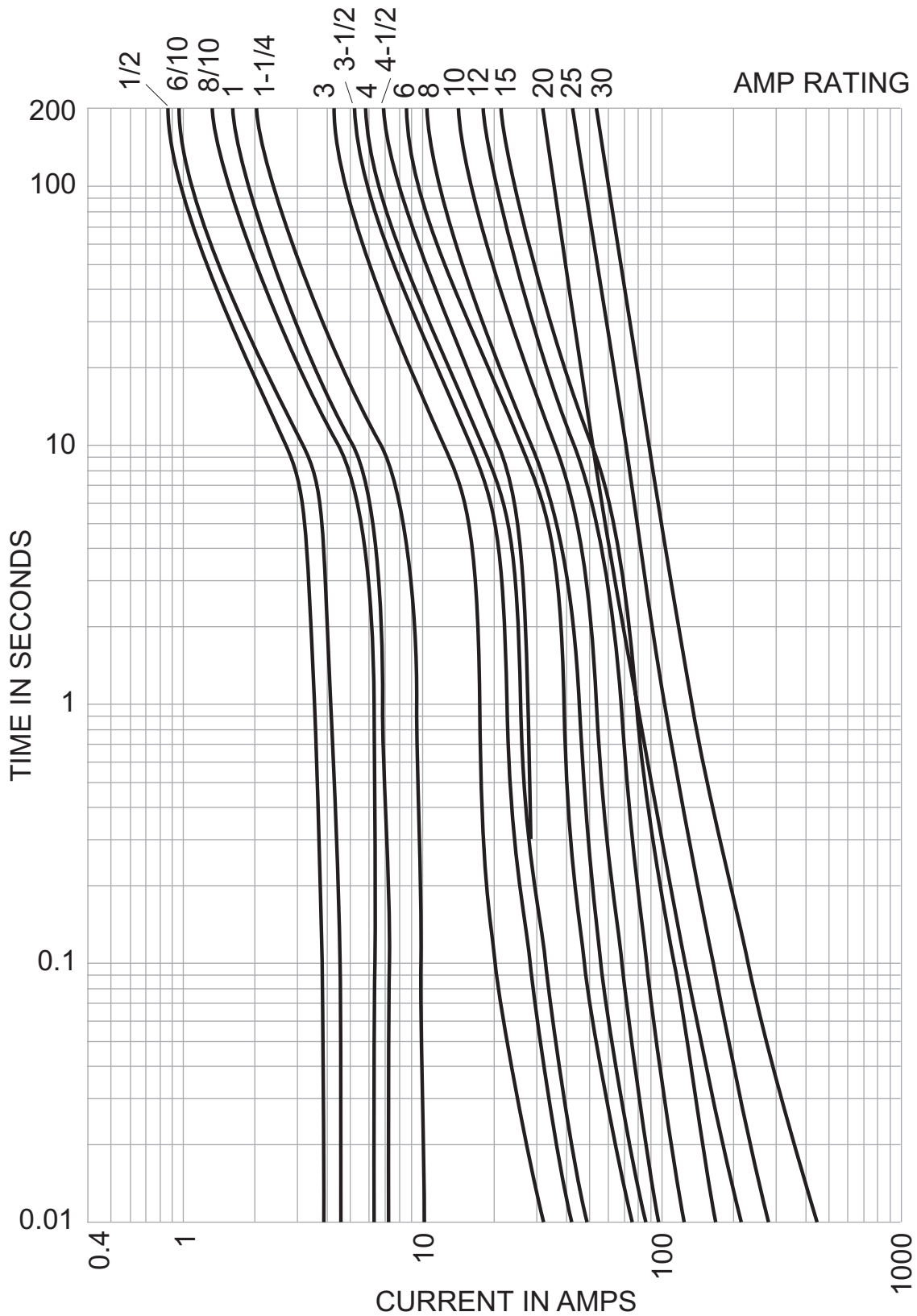
**Recommended fuse blocks and holders:**

| Fuse amps                  | 1-pole    | 2-pole    | 3-pole      |
|----------------------------|-----------|-----------|-------------|
| <b>Modular open blocks</b> |           |           |             |
| up to 30                   | BCM603-1_ | BCM603-2_ | BCM603-3_   |
| <b>DIN-Rail holders</b>    |           |           |             |
|                            | CHCC1D_   | CHCC2D_   | CHCC3D_     |
| Up to 30                   | —         | —         | OPM-NG_     |
|                            | —         | —         | OPM-1038_   |
|                            | —         | —         | OPM-1038_SW |
| <b>Panel mount holders</b> |           |           |             |
| Up to 30                   | HPS-RR    | —         | —           |
|                            | HPF-RR    | —         | —           |
| <b>In-line holders</b>     |           |           |             |
| Up to 30                   | —         | HEY       | —           |
|                            | HEZ       | —         | —           |

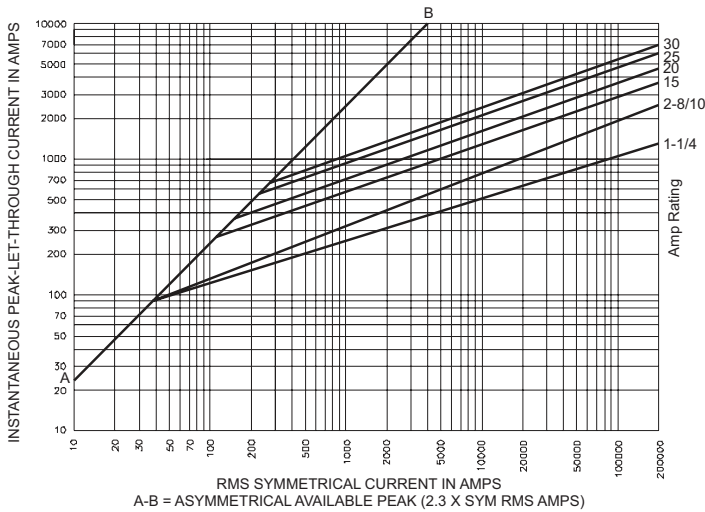
For additional information on Class CC fuse blocks and holders, see data sheets:

- Modular open blocks no. 10241 (BCM)
- DIN-Rail holders No. 10430 (CHCC), No. 1109 (OPM-NG), No. 1102 (OPM-1038), No. 1103 (OPM-1038\_SW)
- Panel mount holders No. 2113 (HPS), No. 2114 (HPF)
- In-line holders No. 2126 (HEY), No. 2130 (HEZ)

**Time-current curves - average melt:**



**Current-limitation curves:**



Current-limiting effects:

| Prospective S.C.C. | Let-through current (apparent RMS symmetrical vs. fuse rating) |          |      |      |      |      |
|--------------------|--|----------|------|------|------|------|
|                    | 1-1/4 A  | 2-8/10 A | 15 A | 20 A | 25 A | 30 A |
| 1000               | 100  | 135      | 240  | 305  | 380  | 435  |
| 3000               | 140  | 210      | 350  | 440  | 575  | 580  |
| 5000               | 165  | 255      | 420  | 570  | 690  | 710  |
| 10,000             | 210  | 340      | 540  | 700  | 870  | 1000 |
| 20,000             | 260  | 435      | 680  | 870  | 1090 | 1305 |
| 30,000             | 290  | 525      | 800  | 1030 | 1300 | 1520 |
| 40,000             | 315  | 610      | 870  | 1150 | 1390 | 1700 |
| 50,000             | 340  | 650      | 915  | 1215 | 1520 | 1820 |
| 60,000             | 350  | 735      | 1050 | 1300 | 1650 | 1980 |
| 80,000             | 390  | 785      | 1130 | 1500 | 1780 | 2180 |
| 100,000            | 420  | 830      | 1210 | 1600 | 2000 | 2400 |
| 200,000            | 525  | 1100     | 1600 | 2000 | 2520 | 3050 |

NOTE: To calculate  $I_p$  ( $I_{peak}$ ) multiply  $I_{RMS}$  value by 2.3.

The only controlled copy of this data sheet is the electronic read-only version located on the Eaton network drive. All other copies of this document are by definition uncontrolled. This bulletin is intended to clearly present comprehensive product data and provide technical information that will help the end user with design applications. Eaton reserves the right, without notice, to change design or construction of any products and to discontinue or limit distribution of any products. Eaton also reserves the right to change or update, without notice, any technical information contained in this bulletin. Once a product has been selected, it should be tested by the user in all possible applications.

**Eaton**  
1000 Eaton Boulevard  
Cleveland, OH 44122  
Eaton.com

Bussmann Division  
114 Old State Road  
Ellisville, MO 63021  
United States  
Eaton.com/bussmannseries

© 2017 Eaton  
All Rights Reserved  
Printed in USA  
Publication No. 1023 — BU-SB13732  
October 2017

Eaton, Bussmann and Low-Peak are valuable trademarks of Eaton in the US and other countries. You are not permitted to use the Eaton trademarks without prior written consent of Eaton.

UL is a registered trademark of the Underwriters Laboratories, Inc.  
CSA is a registered trademark of the Canadian Standards Group.  
NEC is a registered trademark of the National Fire Protection Association, Inc.

For Eaton's Bussmann series product information, call **1-855-287-7626** or visit: **Eaton.com/bussmannseries**

Follow us on social media to get the latest product and support information.



# Low-Peak™ LP-CC Class CC 600 Vac/300 Vdc, 1/2-30 A time-delay fuses



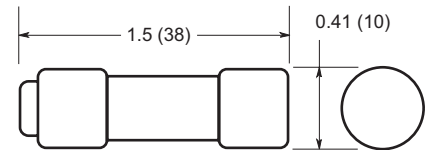
### Catalog numbers (amps)

|              |              |              |             |          |
|--------------|--------------|--------------|-------------|----------|
| LP-CC-1/2    | LP-CC-1-1/2  | LP-CC-3      | LP-CC-6     | LP-CC-12 |
| LP-CC-6/10   | LP-CC-1-6/10 | LP-CC-3-2/10 | LP-CC-6-1/4 | LP-CC-15 |
| LP-CC-8/10   | LP-CC-1-8/10 | LP-CC-3-1/2  | LP-CC-7     | LP-CC-20 |
| LP-CC-1      | LP-CC-2      | LP-CC-4      | LP-CC-7-1/2 | LP-CC-25 |
| LP-CC-1-1/8  | LP-CC-2-1/4  | LP-CC-4-1/2  | LP-CC-8     | LP-CC-30 |
| LP-CC-1-1/4  | LP-CC-2-1/2  | LP-CC-5      | LP-CC-9     |          |
| LP-CC-1-4/10 | LP-CC-2-8/10 | LP-CC-5-6/10 | LP-CC-10    |          |

### Carton quantity:

| Amp rating | Carton qty. |
|------------|-------------|
| 1/2-30     | 10          |

### Dimensions - in (mm)



### Catalog symbol:

- LP-CC-(amp)

### Description:

Bussmann™ series Ultimate protection Low-Peak Class CC current-limiting, time-delay fuses. Time-delay – 12 seconds (minimum) at 200% of rated current.

### Specifications:

#### Ratings

- Volts
  - 600 Vac
  - 300 Vdc (1/2 to 2-8/10 A, 20-30 A)
  - 150 Vdc (3-15 A)
- Amps 1/2-30 A
- IR
  - 200 kA Vac RMS Sym.
  - 20 kA Vdc

#### Agency information

- UL® Listed Class CC, Std. 248-4, Guide JDDZ, File E4273
- CSA® Certified; Class 1422-02, File 53787
- CE
- RoHS compliant (20-30A)

### Features:

- 200kA interrupting rating complies with NEC® Section 110.9 for today's large capacity systems.
- Fast short-circuit protection and dual-element, time-delay performance provide ultimate protection.
- Reduces existing fuse inventory by up to 33% when upgrading to Low-Peak fuses.
- Consistent 2:1 amp rating ratios for all Low-Peak fuses make selective coordination easy.
- Time-delay characteristic avoids unwanted fuse openings from surge currents while fast response speed under fault conditions provides a high degree of current limitation.
- Current-limitation protects downstream components against damaging thermal and magnetic effects of fault currents.
- A superior, all-purpose, space-saving branch circuit fuse that meets most protection requirements up to 30 A.
- Very compact physical size that's only 13/32" x 1-1/2" (10 x 38mm) with rejection tip.
- Proper sizing can provide "No Damage" Type 2 coordinated protection for NEMA and IEC motor controllers.
- Can be used where either a time-delay or a fast-acting fuse is needed, making selection easier and reducing spare fuse inventories for substantial cost reduction.
- Superior protection for small horsepower motor circuits.



Powering Business Worldwide

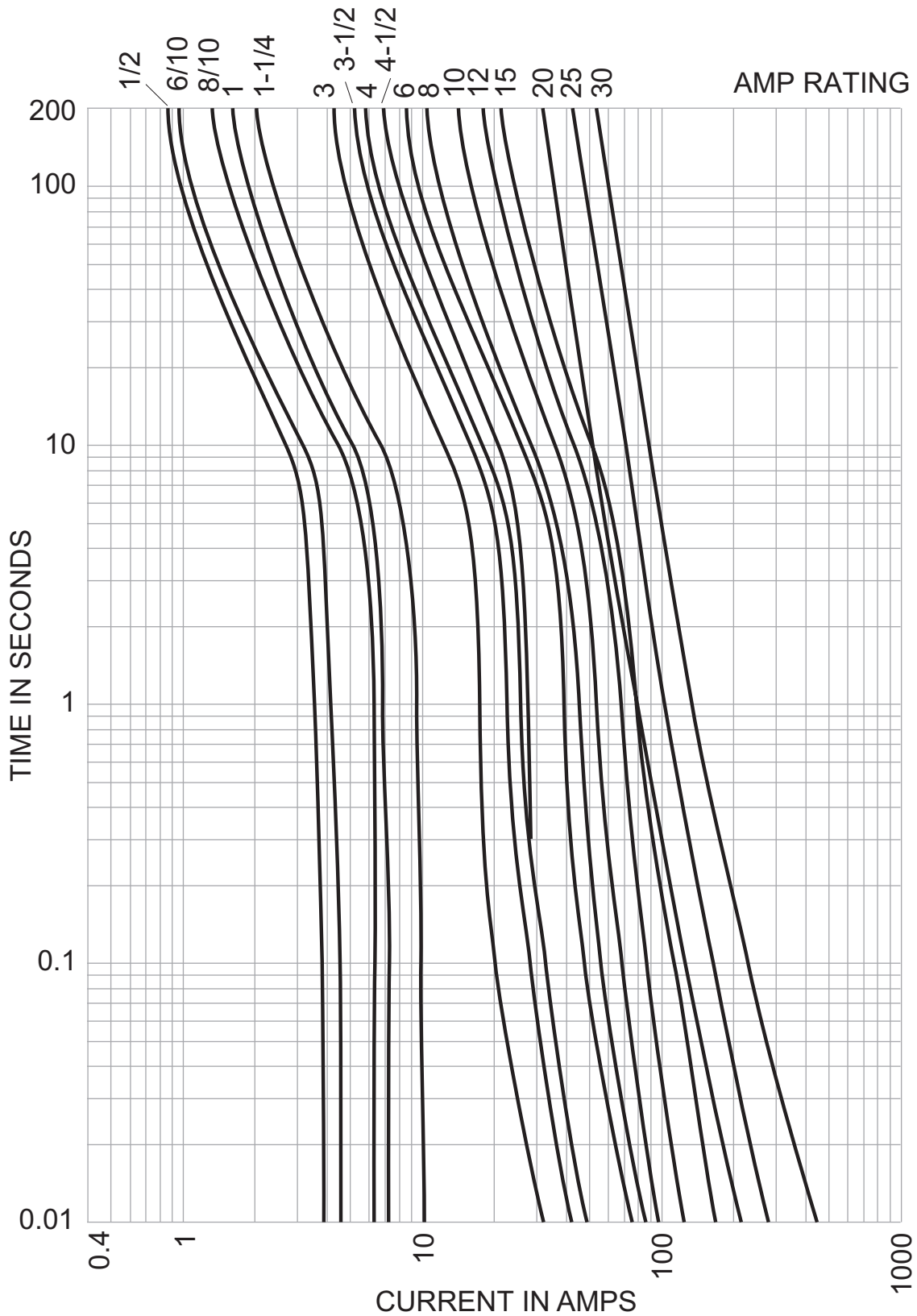
**Recommended fuse blocks and holders:**

| Fuse amps                  | 1-pole    | 2-pole    | 3-pole      |
|----------------------------|-----------|-----------|-------------|
| <b>Modular open blocks</b> |           |           |             |
| up to 30                   | BCM603-1_ | BCM603-2_ | BCM603-3_   |
| <b>DIN-Rail holders</b>    |           |           |             |
|                            | CHCC1D_   | CHCC2D_   | CHCC3D_     |
| Up to 30                   | —         | —         | OPM-NG_     |
|                            | —         | —         | OPM-1038_   |
|                            | —         | —         | OPM-1038_SW |
| <b>Panel mount holders</b> |           |           |             |
| Up to 30                   | HPS-RR    | —         | —           |
|                            | HPF-RR    | —         | —           |
| <b>In-line holders</b>     |           |           |             |
| Up to 30                   | —         | HEY       | —           |
|                            | HEZ       | —         | —           |

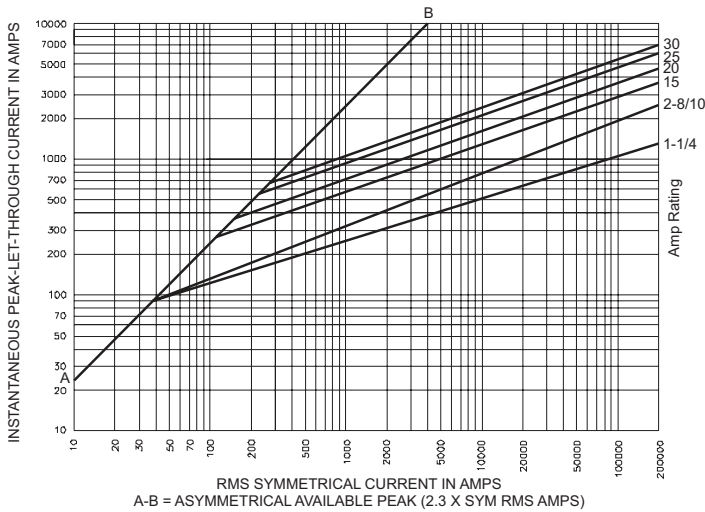
For additional information on Class CC fuse blocks and holders, see data sheets:

- Modular open blocks no. 10241 (BCM)
- DIN-Rail holders No. 10430 (CHCC), No. 1109 (OPM-NG), No. 1102 (OPM-1038), No. 1103 (OPM-1038\_SW)
- Panel mount holders No. 2113 (HPS), No. 2114 (HPF)
- In-line holders No. 2126 (HEY), No. 2130 (HEZ)

**Time-current curves - average melt:**



**Current-limitation curves:**



Current-limiting effects:

| Prospective S.C.C. | Let-through current (apparent RMS symmetrical vs. fuse rating) |          |      |      |      |      |
|--------------------|--|----------|------|------|------|------|
|                    | 1-1/4 A  | 2-8/10 A | 15 A | 20 A | 25 A | 30 A |
| 1000               | 100  | 135      | 240  | 305  | 380  | 435  |
| 3000               | 140  | 210      | 350  | 440  | 575  | 580  |
| 5000               | 165  | 255      | 420  | 570  | 690  | 710  |
| 10,000             | 210  | 340      | 540  | 700  | 870  | 1000 |
| 20,000             | 260  | 435      | 680  | 870  | 1090 | 1305 |
| 30,000             | 290  | 525      | 800  | 1030 | 1300 | 1520 |
| 40,000             | 315  | 610      | 870  | 1150 | 1390 | 1700 |
| 50,000             | 340  | 650      | 915  | 1215 | 1520 | 1820 |
| 60,000             | 350  | 735      | 1050 | 1300 | 1650 | 1980 |
| 80,000             | 390  | 785      | 1130 | 1500 | 1780 | 2180 |
| 100,000            | 420  | 830      | 1210 | 1600 | 2000 | 2400 |
| 200,000            | 525  | 1100     | 1600 | 2000 | 2520 | 3050 |

NOTE: To calculate  $I_p$  ( $I_{peak}$ ) multiply  $I_{RMS}$  value by 2.3.

The only controlled copy of this data sheet is the electronic read-only version located on the Eaton network drive. All other copies of this document are by definition uncontrolled. This bulletin is intended to clearly present comprehensive product data and provide technical information that will help the end user with design applications. Eaton reserves the right, without notice, to change design or construction of any products and to discontinue or limit distribution of any products. Eaton also reserves the right to change or update, without notice, any technical information contained in this bulletin. Once a product has been selected, it should be tested by the user in all possible applications.

**Eaton**  
1000 Eaton Boulevard  
Cleveland, OH 44122  
Eaton.com

Bussmann Division  
114 Old State Road  
Ellisville, MO 63021  
United States  
Eaton.com/bussmannseries

© 2017 Eaton  
All Rights Reserved  
Printed in USA  
Publication No. 1023 — BU-SB13732  
October 2017

Eaton, Bussmann and Low-Peak are valuable trademarks of Eaton in the US and other countries. You are not permitted to use the Eaton trademarks without prior written consent of Eaton.

UL is a registered trademark of the Underwriters Laboratories, Inc.  
CSA is a registered trademark of the Canadian Standards Group.  
NEC is a registered trademark of the National Fire Protection Association, Inc.

For Eaton's Bussmann series product information, call **1-855-287-7626** or visit: **Eaton.com/bussmannseries**

Follow us on social media to get the latest product and support information.

