

# Low-Peak™ LPJ Class J 600Vac/300Vdc, 1-60A, dual element, time-delay fuses



Available with *easyID™* open fuse indication

### Catalog symbol:

- LPJ-(amp)SP (non-indicating)
- LPJ-(amp)SPI (indicating)

### Description:

Bussmann® series Ultimate protection LPJ Class J dual element, current-limiting, time-delay fuses available with optional open fuse indication. Time-delay – 10 seconds (minimum) at 500% of rated current.

### Specifications:

#### Ratings

- Volts
  - 600Vac
  - 300Vdc\*
- Amps 1-60A
- IR
  - 300kA Vac RMS Sym.
  - 100kA Vdc

\* Indicating versions not Vdc rated.

#### Agency information

- UL® Listed, Guide JDDZ, File E4273
- CSA® Certified, Class 1422-02, File 53787, Class J per CSA 22.2 No. 248.
- CE
- RoHS compliant

### Catalog numbers (amps) – non-indicating fuses

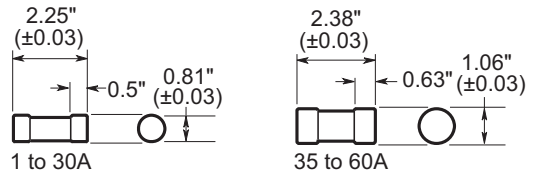
|              |              |               |           |
|--------------|--------------|---------------|-----------|
| LPJ-1SP      | LPJ-3SP      | LPJ-7SP*      | LPJ-25SP* |
| LPJ-1-1/4SP  | LPJ-3-2/10SP | LPJ-8SP*      | LPJ-30SP* |
| LPJ-1-6/10SP | LPJ-3-1/2SP  | LPJ-9SP*      | LPJ-35SP* |
| LPJ-1-8/10SP | LPJ-4SP      | LPJ-10SP*     | LPJ-40SP* |
| LPJ-2SP      | LPJ-4-1/2SP  | LPJ-12SP*     | LPJ-45SP* |
| LPJ-2-1/4SP  | LPJ-5SP      | LPJ-15SP*     | LPJ-50SP* |
| LPJ-2-1/2SP  | LPJ-5-6/10SP | LPJ-17-1/2SP* | LPJ-60SP* |
| LPJ-2-8/10SP | LPJ-6SP*     | LPJ-20SP*     |           |

\* Open fuse indication available by inserting the suffix "I," e.g., LPJ-15SPI. Requires 75Vac minimum voltage. Indicating fuses are not Vdc rated.

### Carton quantity:

| Amp rating | Carton qty. |
|------------|-------------|
| 1–60       | 10          |

### Dimensions - in



### Features:

- Industry's only UL Listed and CSA Certified fuse with a 300kA interrupting rating that allows for simple, worry-free installation in virtually any application.
- Fast short-circuit protection and dual-element, time-delay performance provide ultimate protection.
- Reduces existing fuse inventory by up to 33% when upgrading to Low-Peak fuses.
- Consistent 2:1 ampacity ratios for all Low-Peak fuses make selective coordination easy.
- Long time-delay minimizes needless fuse openings due to temporary overloads and transient surges.
- Current-limitation protects downstream components against damaging thermal and magnetic effects of short-circuit currents.
- Dual-element fuses have lower resistance than ordinary fuses so they run cooler. They can often be sized for back-up protection against motor burnout from overload or single-phasing if other overload protective devices fail.
- Proper sizing can provide "no damage" Type 2 coordinated protection for NEMA® and IEC® motor controllers.
- Space-saving package for equipment downsizing.



Powering Business Worldwide

### Recommended fuse blocks and holders:

| Fuse amps                                       | 1-Pole     | 2-Pole     | 3-Pole     |
|---|------------|------------|------------|
| <b>Modular open blocks with optional covers</b> |            |            |            |
| 0-30  | JM60030-1_ | JM60030-2_ | JM60030-3_ |
| 35-60   | JM60060-1_ | JM60060-2_ | JM60060-3_ |
| <b>"Pyramid" blocks</b>                         |            |            |            |
| 0-30  | —          | —          | JP60030-3_ |
| <b>CH holders</b>                               |            |            |            |
| 0-30  | CH30J1_    | CH30J2_    | CH30J3_    |
| 35-60   | CH60J1_    | CH60J2_    | CH60J3_    |
| <b>Safety J™ holders</b>                        |            |            |            |
| 0-30  | JT60030_   | —          | —          |
| 35-60   | JT60060_   | —          | —          |

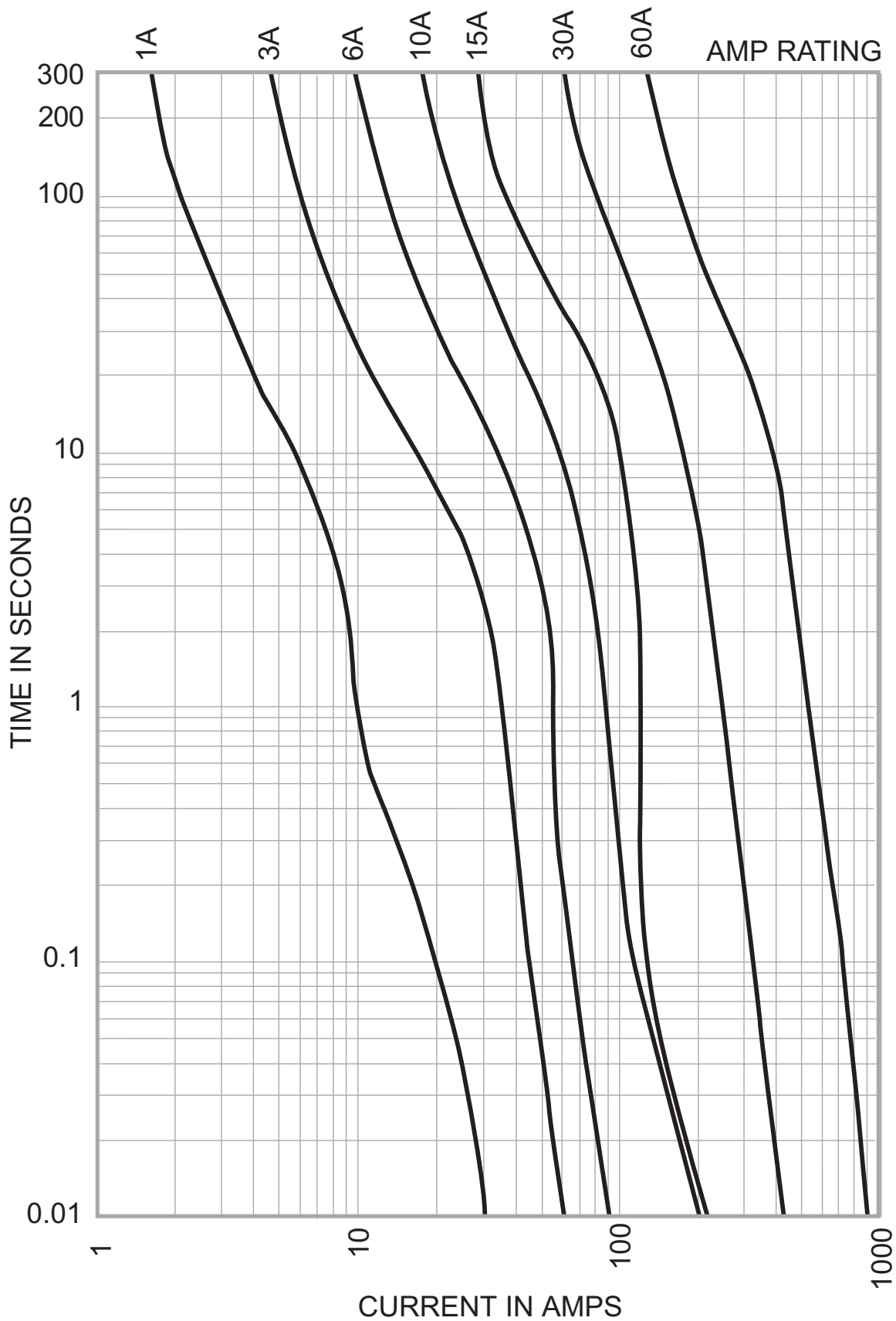
For additional information on the Class J fuse blocks and holders, see data sheets no. 10289 (modular open blocks), no.1108 (pyramid blocks), no. 2144 (CH) and no. 1152 (Safety J).

### Fuse reducers for Class J fuses:

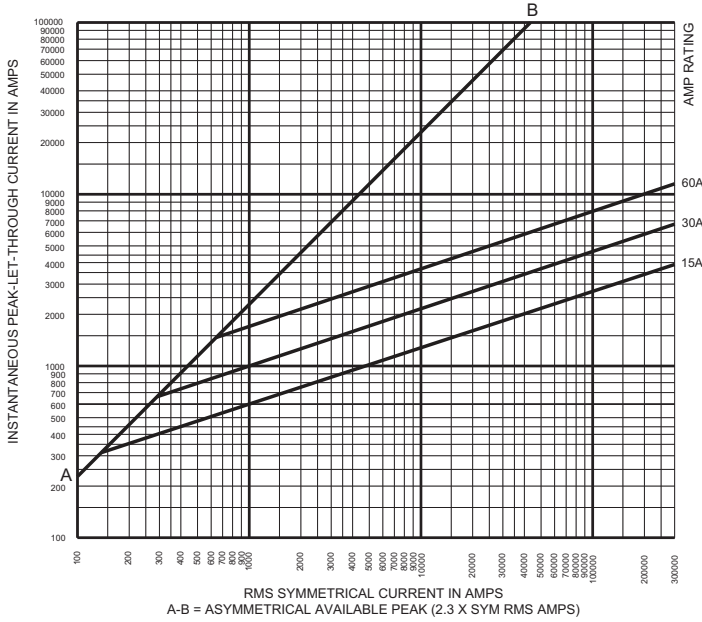
| Equipment fuse clips | Desired fuse (case) size | Catalog numbers (pairs) |
|----------------------|--------------------------|-------------------------|
| 60A                  | 30A                      | J-63                    |
| 100A                 | 30A                      | J-13                    |
|                      | 60A                      | J-16                    |
| 200A                 | 60A                      | J-26†                   |

† Not for bolt-in applications.

**Time-current curves - average melt**



**Current-limitation curves:**



**Current-limiting effects:**

| Prospective S.C.C. | Let-through current (apparent RMS symmetrical vs. fuse rating) |      |      |
|--------------------|--|------|------|
|                    | 15A  | 30A  | 60A  |
| 1000               | 1000   | 1000 | 1000 |
| 3000               | 1000   | 1000 | 1000 |
| 5000               | 1000   | 1000 | 1000 |
| 10,000             | 1000   | 1000 | 2000 |
| 15,000             | 1000   | 1000 | 2000 |
| 20,000             | 1000   | 1000 | 2000 |
| 25,000             | 1000   | 1000 | 2000 |
| 30,000             | 1000   | 1000 | 2000 |
| 35,000             | 1000   | 1000 | 2000 |
| 40,000             | 1000   | 2000 | 3000 |
| 50,000             | 1000   | 2000 | 3000 |
| 60,000             | 1000   | 2000 | 3000 |
| 80,000             | 1000   | 2000 | 3000 |
| 100,000            | 1000   | 2000 | 4000 |
| 150,000            | 1000   | 2000 | 4000 |
| 200,000            | 2000   | 3000 | 4000 |
| 250,000            | 2000   | 3000 | 5000 |
| 300,000            | 2000   | 3000 | 5000 |

The only controlled copy of this data sheet is the electronic read-only version located on the Eaton network drive. All other copies of this document are by definition uncontrolled. This bulletin is intended to clearly present comprehensive product data and provide technical information that will help the end user with design applications. Eaton reserves the right, without notice, to change design or construction of any products and to discontinue or limit distribution of any products. Eaton also reserves the right to change or update, without notice, any technical information contained in this bulletin. Once a product has been selected, it should be tested by the user in all possible applications.

**Eaton**  
1000 Eaton Boulevard  
Cleveland, OH 44122  
Eaton.com

Bussmann Division  
114 Old State Road  
Ellisville, MO 63021  
United States  
Eaton.com/bussmannseries

© 2018 Eaton  
All Rights Reserved  
Printed in USA  
Publication No. 1006 — BU-SB13688  
August 2018

Eaton, Bussmann, Low-Peak and Safety J are valuable trademarks of Eaton in the US and other countries. You are not permitted to use the Eaton trademarks without prior written consent of Eaton.

CSA is a registered trademark of the Canadian Standards Group.  
IEC is a registered trademark of the International Electrotechnical Commission.  
NEMA is a registered trademark of the National Electrical Manufacturers Association.  
UL is a registered trademark of the Underwriters Laboratories, Inc.

For Eaton's Bussmann series product information, call 1-855-287-7626 or visit: [Eaton.com/bussmannseries](http://Eaton.com/bussmannseries)

Follow us on social media to get the latest product and support information.



# Low-Peak™ LPJ Class J 600Vac/300Vdc, 1-60A, dual element, time-delay fuses



Available with *easyID™* open fuse indication

### Catalog symbol:

- LPJ-(amp)SP (non-indicating)
- LPJ-(amp)SPI (indicating)

### Description:

Bussmann® series Ultimate protection LPJ Class J dual element, current-limiting, time-delay fuses available with optional open fuse indication. Time-delay – 10 seconds (minimum) at 500% of rated current.

### Specifications:

#### Ratings

- Volts
  - 600Vac
  - 300Vdc\*
- Amps 1-60A
- IR
  - 300kA Vac RMS Sym.
  - 100kA Vdc

\* Indicating versions not Vdc rated.

#### Agency information

- UL® Listed, Guide JDDZ, File E4273
- CSA® Certified, Class 1422-02, File 53787, Class J per CSA 22.2 No. 248.
- CE
- RoHS compliant

### Catalog numbers (amps) – non-indicating fuses

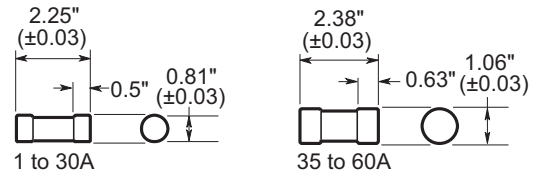
|              |              |               |           |
|--------------|--------------|---------------|-----------|
| LPJ-1SP      | LPJ-3SP      | LPJ-7SP*      | LPJ-25SP* |
| LPJ-1-1/4SP  | LPJ-3-2/10SP | LPJ-8SP*      | LPJ-30SP* |
| LPJ-1-6/10SP | LPJ-3-1/2SP  | LPJ-9SP*      | LPJ-35SP* |
| LPJ-1-8/10SP | LPJ-4SP      | LPJ-10SP*     | LPJ-40SP* |
| LPJ-2SP      | LPJ-4-1/2SP  | LPJ-12SP*     | LPJ-45SP* |
| LPJ-2-1/4SP  | LPJ-5SP      | LPJ-15SP*     | LPJ-50SP* |
| LPJ-2-1/2SP  | LPJ-5-6/10SP | LPJ-17-1/2SP* | LPJ-60SP* |
| LPJ-2-8/10SP | LPJ-6SP*     | LPJ-20SP*     |           |

\* Open fuse indication available by inserting the suffix "I," e.g., LPJ-15SPI. Requires 75Vac minimum voltage. Indicating fuses are not Vdc rated.

### Carton quantity:

| Amp rating | Carton qty. |
|------------|-------------|
| 1–60       | 10          |

### Dimensions - in



### Features:

- Industry's only UL Listed and CSA Certified fuse with a 300kA interrupting rating that allows for simple, worry-free installation in virtually any application.
- Fast short-circuit protection and dual-element, time-delay performance provide ultimate protection.
- Reduces existing fuse inventory by up to 33% when upgrading to Low-Peak fuses.
- Consistent 2:1 ampacity ratios for all Low-Peak fuses make selective coordination easy.
- Long time-delay minimizes needless fuse openings due to temporary overloads and transient surges.
- Current-limitation protects downstream components against damaging thermal and magnetic effects of short-circuit currents.
- Dual-element fuses have lower resistance than ordinary fuses so they run cooler. They can often be sized for back-up protection against motor burnout from overload or single-phasing if other overload protective devices fail.
- Proper sizing can provide "no damage" Type 2 coordinated protection for NEMA® and IEC® motor controllers.
- Space-saving package for equipment downsizing.



Powering Business Worldwide

### Recommended fuse blocks and holders:

| Fuse amps                                       | 1-Pole     | 2-Pole     | 3-Pole     |
|---|------------|------------|------------|
| <b>Modular open blocks with optional covers</b> |            |            |            |
| 0-30  | JM60030-1_ | JM60030-2_ | JM60030-3_ |
| 35-60   | JM60060-1_ | JM60060-2_ | JM60060-3_ |
| <b>"Pyramid" blocks</b>                         |            |            |            |
| 0-30  | —          | —          | JP60030-3_ |
| <b>CH holders</b>                               |            |            |            |
| 0-30  | CH30J1_    | CH30J2_    | CH30J3_    |
| 35-60   | CH60J1_    | CH60J2_    | CH60J3_    |
| <b>Safety J™ holders</b>                        |            |            |            |
| 0-30  | JT60030_   | —          | —          |
| 35-60   | JT60060_   | —          | —          |

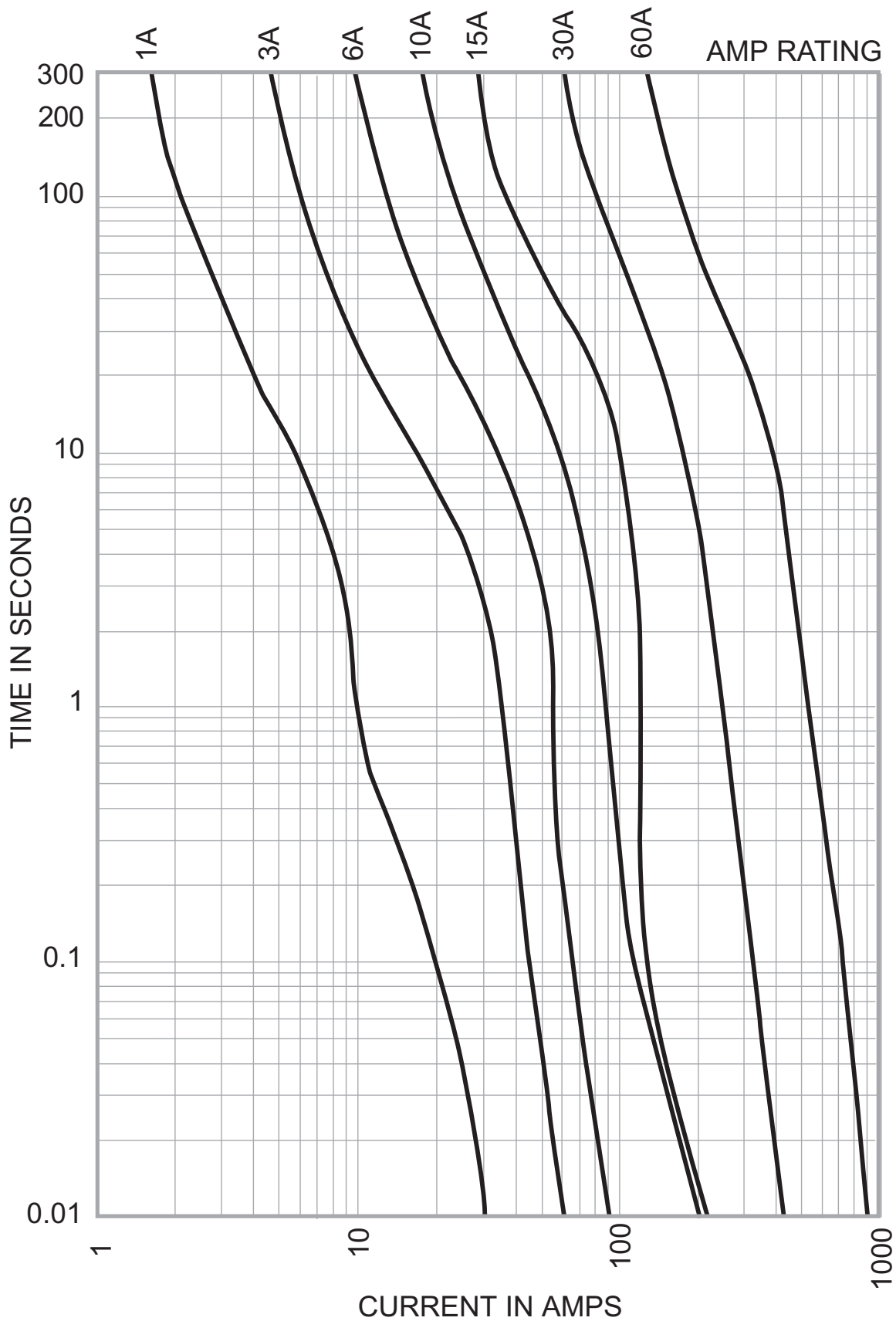
For additional information on the Class J fuse blocks and holders, see data sheets no. 10289 (modular open blocks), no.1108 (pyramid blocks), no. 2144 (CH) and no. 1152 (Safety J).

### Fuse reducers for Class J fuses:

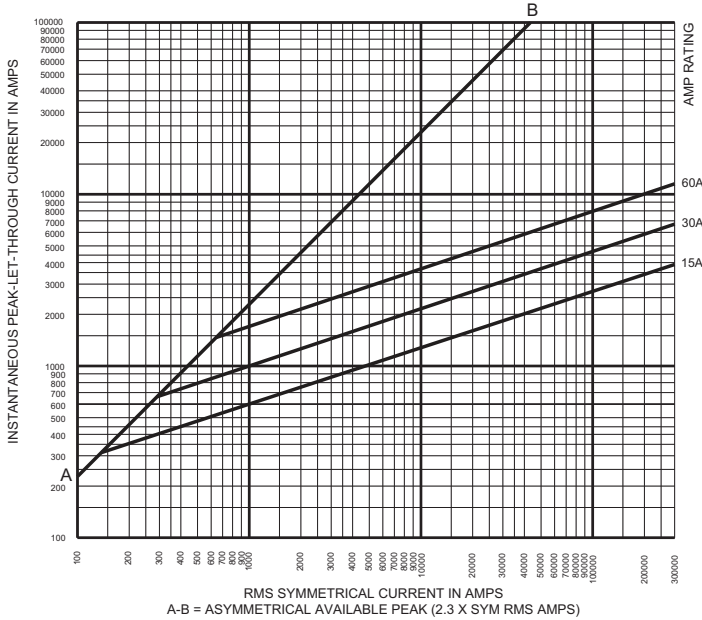
| Equipment fuse clips | Desired fuse (case) size | Catalog numbers (pairs) |
|----------------------|--------------------------|-------------------------|
| 60A                  | 30A                      | J-63                    |
| 100A                 | 30A                      | J-13                    |
|                      | 60A                      | J-16                    |
| 200A                 | 60A                      | J-26†                   |

† Not for bolt-in applications.

**Time-current curves - average melt**



**Current-limitation curves:**



**Current-limiting effects:**

| Prospective S.C.C. | Let-through current (apparent RMS symmetrical vs. fuse rating) |      |      |
|--------------------|--|------|------|
|                    | 15A  | 30A  | 60A  |
| 1000               | 1000   | 1000 | 1000 |
| 3000               | 1000   | 1000 | 1000 |
| 5000               | 1000   | 1000 | 1000 |
| 10,000             | 1000   | 1000 | 2000 |
| 15,000             | 1000   | 1000 | 2000 |
| 20,000             | 1000   | 1000 | 2000 |
| 25,000             | 1000   | 1000 | 2000 |
| 30,000             | 1000   | 1000 | 2000 |
| 35,000             | 1000   | 1000 | 2000 |
| 40,000             | 1000   | 2000 | 3000 |
| 50,000             | 1000   | 2000 | 3000 |
| 60,000             | 1000   | 2000 | 3000 |
| 80,000             | 1000   | 2000 | 3000 |
| 100,000            | 1000   | 2000 | 4000 |
| 150,000            | 1000   | 2000 | 4000 |
| 200,000            | 2000   | 3000 | 4000 |
| 250,000            | 2000   | 3000 | 5000 |
| 300,000            | 2000   | 3000 | 5000 |

The only controlled copy of this data sheet is the electronic read-only version located on the Eaton network drive. All other copies of this document are by definition uncontrolled. This bulletin is intended to clearly present comprehensive product data and provide technical information that will help the end user with design applications. Eaton reserves the right, without notice, to change design or construction of any products and to discontinue or limit distribution of any products. Eaton also reserves the right to change or update, without notice, any technical information contained in this bulletin. Once a product has been selected, it should be tested by the user in all possible applications.

**Eaton**  
1000 Eaton Boulevard  
Cleveland, OH 44122  
Eaton.com

Bussmann Division  
114 Old State Road  
Ellisville, MO 63021  
United States  
Eaton.com/bussmannseries

© 2018 Eaton  
All Rights Reserved  
Printed in USA  
Publication No. 1006 — BU-SB13688  
August 2018

Eaton, Bussmann, Low-Peak and Safety J are valuable trademarks of Eaton in the US and other countries. You are not permitted to use the Eaton trademarks without prior written consent of Eaton.

CSA is a registered trademark of the Canadian Standards Group.  
IEC is a registered trademark of the International Electrotechnical Commission.  
NEMA is a registered trademark of the National Electrical Manufacturers Association.  
UL is a registered trademark of the Underwriters Laboratories, Inc.

For Eaton's Bussmann series product information, call 1-855-287-7626 or visit: [Eaton.com/bussmannseries](http://Eaton.com/bussmannseries)

Follow us on social media to get the latest product and support information.

