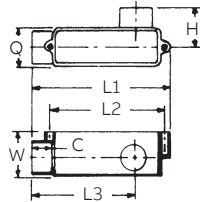



Conduit bodies and fittings

For use with Schedule 40 and 80 conduit

Feature unthreaded hubs and textured lids with foam-in-place gaskets.

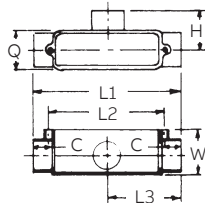


NEMA 4, 4X
Temperature range: -50°C to 120°C



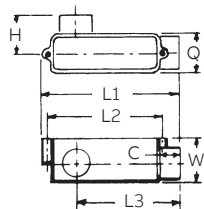
Conduit bodies - Type LR

Cat. No.	Size (in.)	Std. Ctn.	Dimensions (in.)							
			Typical max.		Typical		Max. H	Max. Q	Max. W	Vol. Cu. (in.)
			C	L1	L2	L3				
E985D-CAR	1/2	10	11/16	45/16	37/32	31/16	15/16	111/32	11/2	4.0
E985E-CAR	3/4	10	29/32	69/32	59/32	425/32	125/32	13/4	21/32	12.0
E985F	1	10	29/32	69/32	59/32	425/32	125/32	13/4	21/32	12.0
E985G	1 1/4	10	13/32	731/32	613/32	6	25/16	21/2	23/4	32.0
E985H-CAR	1 1/2	5	13/32	731/32	613/32	6	25/16	21/2	23/4	32.0
E985J	2	10	15/32	931/32	813/32	71/4	29/16	35/32	315/32	63.0



Conduit bodies - Type T

Cat. No.	Size (in.)	Std. Ctn.	Dimensions (in.)							
			Typical max.		Typical		Max. H	Max. Q	Max. W	Vol. Cu. (in.)
			C	L1	L2	L3				
E983D-CAR	1/2	10	11/16	411/16	37/32	211/32	15/16	111/32	11/2	4.0
E983E	3/4	15	29/32	67/8	59/32	47/16	125/32	13/4	21/32	12.0
E983F	1	20	29/32	67/8	59/32	37/16	125/32	13/4	21/32	12.0
E983G	1 1/4	10	13/32	821/32	613/32	421/64	25/16	21/2	23/4	32.0
E983H	1 1/2	10	13/32	821/32	613/32	421/64	25/16	21/2	23/4	32.0
E983J	2	10	15/32	105/16	813/32	55/32	29/16	35/32	315/16	63.0



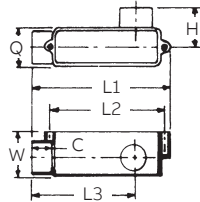
Conduit bodies - Type LL

Cat. No.	Size (in.)	Std. Ctn.	Dimensions (in.)							
			Typical max.		Typical		Max. H	Max. Q	Max. W	Vol. Cu. (in.)
			C	L1	L2	L3				
E984D-CAR	1/2	10	11/16	45/16	37/32	21/16	15/16	111/32	11/2	4.0
E984E	3/4	20	29/32	69/32	59/32	425/32	125/32	13/4	21/32	12.0
E984F-CAR	1	10	29/32	69/32	59/32	425/32	125/32	13/4	21/32	12.0
E984G-CAR	1 1/4	5	13/32	731/32	613/32	6	25/16	21/2	23/4	32.0
E984H	1 1/2	10	13/32	731/32	613/32	6	25/16	21/2	23/4	32.0
E984J	2	10	15/32	99/32	813/32	71/4	29/16	35/32	315/16	63.0


Conduit bodies and fittings

For use with Schedule 40 and 80 conduit

Feature unthreaded hubs and textured lids with foam-in-place gaskets.

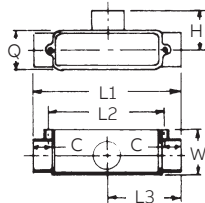


NEMA 4, 4X
Temperature range: -50°C to 120°C



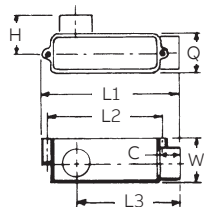
Conduit bodies - Type LR

Cat. No.	Size (in.)	Std. Ctn.	Dimensions (in.)							
			Typical max.		Typical		Max. H	Max. Q	Max. W	Vol. Cu. (in.)
			C	L1	L2	L3				
E985D-CAR	1/2	10	11/16	45/16	37/32	31/16	15/16	111/32	11/2	4.0
E985E-CAR	3/4	10	29/32	69/32	59/32	425/32	125/32	13/4	21/32	12.0
E985F	1	10	29/32	69/32	59/32	425/32	125/32	13/4	21/32	12.0
E985G	1 1/4	10	13/32	731/32	613/32	6	25/16	21/2	23/4	32.0
E985H-CAR	1 1/2	5	13/32	731/32	613/32	6	25/16	21/2	23/4	32.0
E985J	2	10	15/32	931/32	813/32	71/4	29/16	35/32	315/32	63.0



Conduit bodies - Type T

Cat. No.	Size (in.)	Std. Ctn.	Dimensions (in.)							
			Typical max.		Typical		Max. H	Max. Q	Max. W	Vol. Cu. (in.)
			C	L1	L2	L3				
E983D-CAR	1/2	10	11/16	411/16	37/32	211/32	15/16	111/32	11/2	4.0
E983E	3/4	15	29/32	67/8	59/32	47/16	125/32	13/4	21/32	12.0
E983F	1	20	29/32	67/8	59/32	37/16	125/32	13/4	21/32	12.0
E983G	1 1/4	10	13/32	821/32	613/32	421/64	25/16	21/2	23/4	32.0
E983H	1 1/2	10	13/32	821/32	613/32	421/64	25/16	21/2	23/4	32.0
E983J	2	10	15/32	105/16	813/32	55/32	29/16	35/32	315/16	63.0



Conduit bodies - Type LL

Cat. No.	Size (in.)	Std. Ctn.	Dimensions (in.)							
			Typical max.		Typical		Max. H	Max. Q	Max. W	Vol. Cu. (in.)
			C	L1	L2	L3				
E984D-CAR	1/2	10	11/16	45/16	37/32	21/16	15/16	111/32	11/2	4.0
E984E	3/4	20	29/32	69/32	59/32	425/32	125/32	13/4	21/32	12.0
E984F-CAR	1	10	29/32	69/32	59/32	425/32	125/32	13/4	21/32	12.0
E984G-CAR	1 1/4	5	13/32	731/32	613/32	6	25/16	21/2	23/4	32.0
E984H	1 1/2	10	13/32	731/32	613/32	6	25/16	21/2	23/4	32.0
E984J	2	10	15/32	99/32	813/32	71/4	29/16	35/32	315/16	63.0