

## DESCRIPTION

The Lumark Falcon is a stylish and rugged luminaire that combines value and performance with a soft, architecturally appealing form. This soft rounded corner, die-cast construction is excellent for applications that have a high visibility and where a uniform beam distribution is desired. The Falcon floodlight can be wall or pole mounted, making it ideal for all commercial, industrial and residential low wattage floodlighting applications.

<b>Catalog #</b>		<b>Type</b>
<b>Project</b>		
<b>Comments</b>		<b>Date</b>
<b>Prepared by</b>		

## SPECIFICATION FEATURES

### Construction

**DOOR + LATCH:** Tempered glass lens is impact and thermal shock resistant. Easily released die-cast aluminum doorframe with stainless steel tool-less latch allows easy access for re-lamping. Enclosure latch can be secured with a single point stainless steel screw, provided, or with optional vandal resistant head. **HOUSING:** Die-cast aluminum housing is finished in weather and abrasion resistant dark bronze polyester powder coat paint. Optional colors are available. **GASKET:** Full-circumference silicone gasket seals out external contaminants.

### Electrical

**SOCKET:** Pulse rated, 4KV, medium-base porcelain lamp socket standard for HID. Electronic compact 4-pin fluorescent sockets standard for CF lamp options.

### Optical

**REFLECTOR:** Formed aluminum hammered reflector optimized for beam efficiency and control.

### Mounting

Adjustable ANSI rated stem mounting arm fits 1/2" NPS outlet box cover. (RBC round outlet box cover not included, order separately). Optional heavy-gauge steel adjustable trunnion mounting provides additional durability when required.



## SF FALCON

35 - 150W

Pulse Start Metal Halide

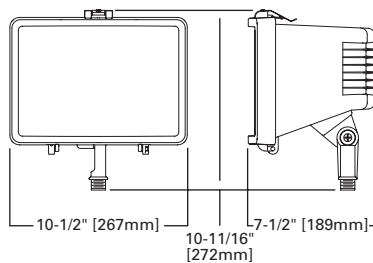
High Pressure Sodium

42W

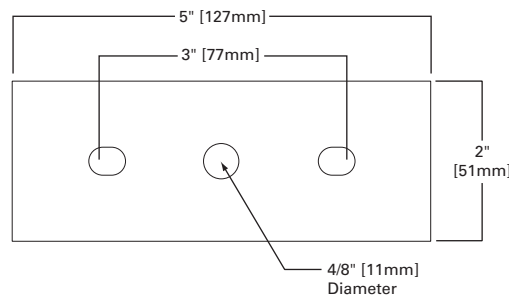
Compact Fluorescent

LOW WATTAGE FLOODLIGHT

## DIMENSIONS



## TRUNNION-MOUNT DRILLING DIMENSIONS



## WATTAGE CHART

Lamp Type	Wattage
Pulse Start Metal Halide (MP)	50, 70, 100, 150W
High Pressure Sodium (HP)	35, 50, 70, 100, 150W
Compact Fluorescent (CF)	(1) 42W

## VOLTAGE CHART

MT=Multi-Tap	120/208/240/277V (wired 277V)
TT=Triple-Tap*	120/277/347V (wired 347V)
E=Electronic Ballast (CF only)	120-277V (wired 277V, 50/60Hz)

\* Canada only.

## TECHNICAL DATA

U.L. Wet Location Listed  
25°C Maximum Ambient Temperature  
External Supply Wiring 60°C Minimum

## ENERGY DATA

### Reactor Ballast Input Watts

35W HPS NPF (46 Watts)  
50W HPS NPF (58 Watts)  
70W HPS NPF (82 Watts)  
100W HPS NPF (115 Watts)  
150W HPS NPF (175 Watts)

### High Reactance Ballast Input Watts

50W MP HPF (72 Watts)  
70W MP HPF (90 Watts)  
100W MP HPF (129 Watts)  
150W MP HPF (185 Watts)

### Electronic Ballast Input Watts

42W CF HPF (46 Watts)

## SHIPPING DATA

Approximate Net Weight:  
18 lbs. (8 kgs.)

**STOCK SAMPLE NUMBER: HIGH PRESSURE SODIUM AND PULSE START METAL HALIDE (LAMP INCLUDED)**

Sample Number: MPSF10K-MT

Lamp Type	Series	Lamp Options <sup>2</sup>	Mounting	Wiring Options	Accessories (Order Separately) <sup>5</sup>
HP=High Pressure Sodium MP=Pulse Start Metal Halide <sup>1</sup>	SF=Falcon	35=35W <sup>3,4</sup> 50=50W 70=70W 10=100W 15=150W <sup>1</sup>	K=Knuckle Mount T=Trunnion Mount	[BLANK]=Standard MT=Multi-Tap	TYS-XX=Trunnion or Yoke Slipfitter for 2-3/8", 3" or 3-1/2" O.D. Tenon FA5-XX=2" Slipfitter for Trunnion Fixture RAB-XX=Right Angle Pipe Bracket for Slipfitter SAB-XX=Steel Angle Bracket for Trunnion PM/MT=Field Installed Photocontrol RBC-XX=Round Outlet Box Cover TRSD-6/32=Tamper Resistant Screwdriver SF/TR=Tamper Resistant Screw SF/V-XX=Visor SPK=Landscape Post (Standard Color Dark Grey)

NOTES: <sup>1</sup> 150W Pulse Start Metal Halide available in high power factor ballast only. High power factor ballast is required on all MP products. <sup>2</sup> All HID lamps are medium base. <sup>3</sup> High pressure sodium only. <sup>4</sup> 120V only. <sup>5</sup> Order accessories as separate items for field installation. Replace XX with color designation. Refer to In-Stock Guide for availability.

**STOCK SAMPLE NUMBER: COMPACT FLUORESCENT (LAMP INCLUDED)**

Sample Number: CFSF-K-42-E-LL

Lamp Type/Series	Mounting	Lamp Options	Wiring Options	Lamp Included	Accessories (Order Separately) <sup>2</sup>
CFSF=Compact Fluorescent Falcon	K=Knuckle Mount	42=42W	E=Electronic <sup>1</sup>	LL=Lamp Included	TYS-XX=Trunnion or Yoke Slipfitter for 2-3/8", 3" or 3-1/2" O.D. Tenon FA5-XX=2" Slipfitter for Trunnion Fixture RAB-XX=Right Angle Pipe Bracket for Slipfitter SAB-XX=Steel Angle Bracket for Trunnion PM/MT=Field Installed Photocontrol RBC-XX=Round Outlet Box Cover TRSD-6/32=Tamper Resistant Screwdriver SF/TR=Tamper Resistant Screw SF/V-XX=Visor SPK=Landscape Post (Standard Color Dark Grey)

NOTES: <sup>1</sup> Compact fluorescent lamps only. In cold temperatures, compact fluorescent lamps produce lower illumination levels. <sup>2</sup> Order accessories as separate items for field installation. Replace XX with color designation. Refer to In-Stock Guide for availability.

## DESCRIPTION

The Lumark Falcon is a stylish and rugged luminaire that combines value and performance with a soft, architecturally appealing form. This soft rounded corner, die-cast construction is excellent for applications that have a high visibility and where a uniform beam distribution is desired. The Falcon floodlight can be wall or pole mounted, making it ideal for all commercial, industrial and residential low wattage floodlighting applications.

<b>Catalog #</b>		<b>Type</b>
<b>Project</b>		
<b>Comments</b>		<b>Date</b>
<b>Prepared by</b>		

## SPECIFICATION FEATURES

### Construction

**DOOR + LATCH:** Tempered glass lens is impact and thermal shock resistant. Easily released die-cast aluminum doorframe with stainless steel tool-less latch allows easy access for re-lamping. Enclosure latch can be secured with a single point stainless steel screw, provided, or with optional vandal resistant head. **HOUSING:** Die-cast aluminum housing is finished in weather and abrasion resistant dark bronze polyester powder coat paint. Optional colors are available. **GASKET:** Full-circumference silicone gasket seals out external contaminants.

### Electrical

**SOCKET:** Pulse rated, 4KV, medium-base porcelain lamp socket standard for HID. Electronic compact 4-pin fluorescent sockets standard for CF lamp options.

### Optical

**REFLECTOR:** Formed aluminum hammered reflector optimized for beam efficiency and control.

### Mounting

Adjustable ANSI rated stem mounting arm fits 1/2" NPS outlet box cover. (RBC round outlet box cover not included, order separately). Optional heavy-gauge steel adjustable trunnion mounting provides additional durability when required.



## SF FALCON

35 - 150W

Pulse Start Metal Halide

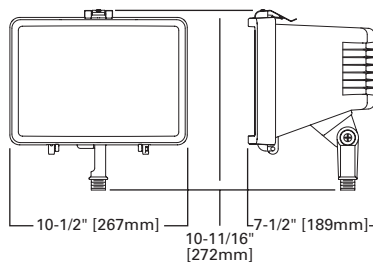
High Pressure Sodium

42W

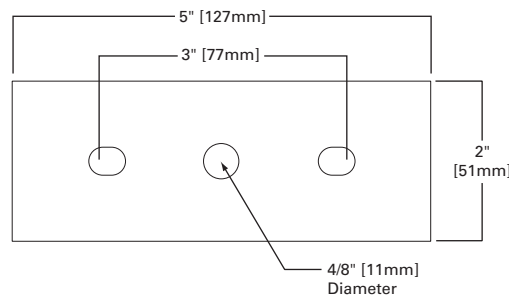
Compact Fluorescent

LOW WATTAGE FLOODLIGHT

## DIMENSIONS



## TRUNNION-MOUNT DRILLING DIMENSIONS



## WATTAGE CHART

Lamp Type	Wattage
Pulse Start Metal Halide (MP)	50, 70, 100, 150W
High Pressure Sodium (HP)	35, 50, 70, 100, 150W
Compact Fluorescent (CF)	(1) 42W

## VOLTAGE CHART

MT=Multi-Tap	120/208/240/277V (wired 277V)
TT=Triple-Tap*	120/277/347V (wired 347V)
E=Electronic Ballast (CF only)	120-277V (wired 277V, 50/60Hz)

\* Canada only.

## TECHNICAL DATA

U.L. Wet Location Listed  
25°C Maximum Ambient Temperature  
External Supply Wiring 60°C Minimum

## ENERGY DATA

### Reactor Ballast Input Watts

35W HPS NPF (46 Watts)  
50W HPS NPF (58 Watts)  
70W HPS NPF (82 Watts)  
100W HPS NPF (115 Watts)  
150W HPS NPF (175 Watts)

### High Reactance Ballast Input Watts

50W MP HPF (72 Watts)  
70W MP HPF (90 Watts)  
100W MP HPF (129 Watts)  
150W MP HPF (185 Watts)

### Electronic Ballast Input Watts

42W CF HPF (46 Watts)

## SHIPPING DATA

Approximate Net Weight:  
18 lbs. (8 kgs.)

**STOCK SAMPLE NUMBER: HIGH PRESSURE SODIUM AND PULSE START METAL HALIDE (LAMP INCLUDED)**

Sample Number: MPSF10K-MT

Lamp Type	Series	Lamp Options <sup>2</sup>	Mounting	Wiring Options	Accessories (Order Separately) <sup>5</sup>
HP=High Pressure Sodium MP=Pulse Start Metal Halide <sup>1</sup>	SF=Falcon	35=35W <sup>3,4</sup> 50=50W 70=70W 10=100W 15=150W <sup>1</sup>	K=Knuckle Mount T=Trunnion Mount	[BLANK]=Standard MT=Multi-Tap	TYS-XX=Trunnion or Yoke Slipfitter for 2-3/8", 3" or 3-1/2" O.D. Tenon FA5-XX=2" Slipfitter for Trunnion Fixture RAB-XX=Right Angle Pipe Bracket for Slipfitter SAB-XX=Steel Angle Bracket for Trunnion PM/MT=Field Installed Photocontrol RBC-XX=Round Outlet Box Cover TRSD-6/32=Tamper Resistant Screwdriver SF/TR=Tamper Resistant Screw SF/V-XX=Visor SPK=Landscape Post (Standard Color Dark Grey)

NOTES: 1 150W Pulse Start Metal Halide available in high power factor ballast only. High power factor ballast is required on all MP products. 2 All HID lamps are medium base. 3 High pressure sodium only. 4 120V only. 5 Order accessories as separate items for field installation. Replace XX with color designation. Refer to In-Stock Guide for availability.

**STOCK SAMPLE NUMBER: COMPACT FLUORESCENT (LAMP INCLUDED)**

Sample Number: CFSF-K-42-E-LL

Lamp Type/Series	Mounting	Lamp Options	Wiring Options	Lamp Included	Accessories (Order Separately) <sup>2</sup>
CFSF=Compact Fluorescent Falcon	K=Knuckle Mount	42=42W	E=Electronic <sup>1</sup>	LL=Lamp Included	TYS-XX=Trunnion or Yoke Slipfitter for 2-3/8", 3" or 3-1/2" O.D. Tenon FA5-XX=2" Slipfitter for Trunnion Fixture RAB-XX=Right Angle Pipe Bracket for Slipfitter SAB-XX=Steel Angle Bracket for Trunnion PM/MT=Field Installed Photocontrol RBC-XX=Round Outlet Box Cover TRSD-6/32=Tamper Resistant Screwdriver SF/TR=Tamper Resistant Screw SF/V-XX=Visor SPK=Landscape Post (Standard Color Dark Grey)

NOTES: 1 Compact fluorescent lamps only. In cold temperatures, compact fluorescent lamps produce lower illumination levels. 2 Order accessories as separate items for field installation. Replace XX with color designation. Refer to In-Stock Guide for availability.