

110° 300 WATT PAR MOTION-ACTIVATED SECURITY FLOODLIGHT

FEATURES

- Motion sensor detects motion 110° up to 60 ft.
- Durable plastic construction
- Perfect for wall-mount or eave-mount applications
- Two 150W (maximum) PAR bulbs sold separately
- Available in black (MS34) and white (MS34W)

Compliances may not apply to all product configurations. Please consult the product spec sheet for compliance details.

COMPLIANCES: UL/cUL Listed, RoHS Compliant



ALTERNATE COLOR



MS34W White



MS34 SERIES

150W PAR BULB



ORDERING INFORMATION

Model	Description	Unit Carton Dimension (Inches)	Unit Carton Weight (Pounds)	Master Carton Dimension (Inches)	Master Carton Weight (Pounds)	Master Carton Quantity
MS34	110° PAR - Black	6.3H x 5.0W x 5.0D	1.00	6.8H x 15.5W x 10.3D	6.50	6
MS34W	110° PAR - White	6.3H x 5.0W x 5.0D	1.00	6.8H x 15.5W x 10.3D	6.50	6

110° 300 WATT PAR MOTION-ACTIVATED SECURITY FLOODLIGHT

FEATURES

- Motion sensor detects motion 110° up to 70 ft.
- Durable plastic construction with hidden sensor
- Perfect for wall-mount applications only
- Two 150W (maximum) PAR bulbs sold separately
- Available in black (MS600) and white (MS600W)

Compliances may not apply to all product configurations. Please consult the product spec sheet for compliance details.

COMPLIANCES: UL/cUL Listed, RoHS Compliant



ALTERNATE COLOR




MS600W White



MS600 SERIES

150W PAR BULB



ORDERING INFORMATION

Model	Description	Unit Carton Dimension (Inches)	Unit Carton Weight (Pounds)	Master Carton Dimension (Inches)	Master Carton Weight (Pounds)	Master Carton Quantity
MS600	110° PAR - Black	6.80H x 4.73W x 4.78D	1.00	7.5H x 5.31W x 10.1D	2.50	2
MS600W	110° PAR - White	6.80H x 4.73W x 4.78D	1.00	7.5H x 5.31W x 10.1D	2.50	2

110° 150 WATT QUARTZ HALOGEN MOTION-ACTIVATED SECURITY FLOODLIGHT

FEATURES

- Motion sensor detects motion 110° up to 70 ft.
- Heavy-duty, die-cast metal housing construction
- Perfect for wall-mount or eave-mount applications
- 150W (maximum) halogen bulb included
- Available in black (MS80) and white (MS80W)

Compliances may not apply to all product configurations. Please consult the product spec sheet for compliance details.

COMPLIANCES: UL/cUL Listed, RoHS Compliant



ALTERNATE COLOR

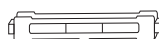


MS80W White



MS80 SERIES

150W HALOGEN BULB



ORDERING INFORMATION

Model	Description	Unit Carton Dimension (Inches)	Unit Carton Weight (Pounds)	Master Carton Dimension (Inches)	Master Carton Weight (Pounds)	Master Carton Quantity
MS80	110° Halogen - Black	6.3H x 6.85W x 5.2D	1.50	7.10H x 11.0W x 7.5D	3.50	2
MS80W	110° Halogen - White	6.3H x 6.85W x 5.2D	1.50	7.10H x 11.0W x 7.5D	3.50	2

NOTE: Specifications and dimensions subject to change without notice. Consult your Cooper Lighting Representative or visit our website at www.cooperlighting.com for available options, accessories and ordering information.

110° 300 WATT PAR MOTION-ACTIVATED SECURITY FLOODLIGHT

FEATURES

- Motion sensor detects motion 110° up to 60 ft.
- Durable plastic construction
- Perfect for wall-mount or eave-mount applications
- Two 150W (maximum) PAR bulbs sold separately
- Available in black (MS34) and white (MS34W)

Compliances may not apply to all product configurations. Please consult the product spec sheet for compliance details.

COMPLIANCES: UL/cUL Listed, RoHS Compliant



ALTERNATE COLOR




MS34W White



MS34 SERIES

150W PAR BULB



ORDERING INFORMATION

Model	Description	Unit Carton Dimension (Inches)	Unit Carton Weight (Pounds)	Master Carton Dimension (Inches)	Master Carton Weight (Pounds)	Master Carton Quantity
MS34	110° PAR - Black	6.3H x 5.0W x 5.0D	1.00	6.8H x 15.5W x 10.3D	6.50	6
MS34W	110° PAR - White	6.3H x 5.0W x 5.0D	1.00	6.8H x 15.5W x 10.3D	6.50	6

110° 300 WATT PAR MOTION-ACTIVATED SECURITY FLOODLIGHT

FEATURES

- Motion sensor detects motion 110° up to 70 ft.
- Durable plastic construction with hidden sensor
- Perfect for wall-mount applications only
- Two 150W (maximum) PAR bulbs sold separately
- Available in black (MS600) and white (MS600W)

Compliances may not apply to all product configurations. Please consult the product spec sheet for compliance details.

COMPLIANCES: UL/cUL Listed, RoHS Compliant



ALTERNATE COLOR




MS600W White



MS600 SERIES

150W PAR BULB



ORDERING INFORMATION

Model	Description	Unit Carton Dimension (Inches)	Unit Carton Weight (Pounds)	Master Carton Dimension (Inches)	Master Carton Weight (Pounds)	Master Carton Quantity
MS600	110° PAR - Black	6.80H x 4.73W x 4.78D	1.00	7.5H x 5.31W x 10.1D	2.50	2
MS600W	110° PAR - White	6.80H x 4.73W x 4.78D	1.00	7.5H x 5.31W x 10.1D	2.50	2

110° 150 WATT QUARTZ HALOGEN MOTION-ACTIVATED SECURITY FLOODLIGHT

FEATURES

- Motion sensor detects motion 110° up to 70 ft.
- Heavy-duty, die-cast metal housing construction
- Perfect for wall-mount or eave-mount applications
- 150W (maximum) halogen bulb included
- Available in black (MS80) and white (MS80W)

Compliances may not apply to all product configurations. Please consult the product spec sheet for compliance details.

COMPLIANCES: UL/cUL Listed, RoHS Compliant



ALTERNATE COLOR

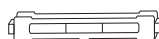


MS80W White



MS80 SERIES

150W HALOGEN BULB



ORDERING INFORMATION

Model	Description	Unit Carton Dimension (Inches)	Unit Carton Weight (Pounds)	Master Carton Dimension (Inches)	Master Carton Weight (Pounds)	Master Carton Quantity
MS80	110° Halogen - Black	6.3H x 6.85W x 5.2D	1.50	7.10H x 11.0W x 7.5D	3.50	2
MS80W	110° Halogen - White	6.3H x 6.85W x 5.2D	1.50	7.10H x 11.0W x 7.5D	3.50	2

NOTE: Specifications and dimensions subject to change without notice. Consult your Cooper Lighting Representative or visit our website at www.cooperlighting.com for available options, accessories and ordering information.