













	No. of poles	Rated uninterrupted current ( $I_u$ ) A	Part number
<b>Stainless steel, enclosed isolators</b>			
	3	20	T0-2-1/SS1/SVB
		25	P1-25/SS1/SVB
		32	P1-32/SS1/SVB
		63	P3-63/SS2/SVB
		100	P3-100/SS2/SVB
<b>Sheet steel, enclosed isolators</b>			
	3	20	T0-2-1/ST/SVB
		25	P1-25/ST/SVB
		32	P1-32/ST/SVB
		63	P3-63/ST/SVB
		85	P3-100/ST/SVB
<b>Rear mount, door interlock, padlockable handle</b>			
	2	20	T0-1-102/V/SVB
		32	T3-1-102/V/SVB
		63	T5B-1-102/V/SVB
		100	T5-1-102/V/SVB
	3	20	T0-2-1/V/SVB
		25	P1-25/V/SVB
		32	P1-32/V/SVB
		63	P3-63/V/SVB
		100	P3-100/V/SVB
<b>Door mount, padlockable handle</b>			
	2	20	T0-1-102/EA/SVB
		32	T3-1-102/EA/SVB
		63	T5B-1-102/EA/SVB
		100	T5-1-102/EA/SVB
	3	20	T0-2-1/EA/SVB
		25	P1-25/EA/SVB
		32	P1-32/EA/SVB
		63	P3-63/EA/SVB
		100	P3-100/EA/SVB
<b>Accessories</b>			
<b>Switched neutral poles</b>			
	Door mounting P1 isolators		N-P1E
	Rear mounting and enclosed P1 isolators		N-P1Z
	Door mounting P3 isolators		N-P3E
	Rear mounting and enclosed P3 isolators		N-P3Z
<b>Auxiliary contacts</b>			
	1 N/O 1 N/C, for door mounting P1/3 isolators		HI11-P1/P3E
	1 N/O 1 N/C, for rear mounting and enclosed P1/3 isolators		HI11-P1/P3Z
<b>Plug-in shaft extensions</b>			
	T0, T3 and P1 switches		ZAV-T0
	T5(B) and P3 switches		ZAV-P3
<b>Plug-in interlock extensions</b>			
	T0, T3 and P1 switches		ZVV-T0
	T5(B) and P3 switches		ZVV-P3
<b>Add-on legend "MAIN SWITCH"</b>			
	T0, T3 and P1 isolators, clips-on above front shield		ZFS61/62-T0
	T5(B) and P3 isolators, clips-on above front shield		ZFS61/62-P3



	No. of poles	Rated uninterrupted current ( $I_u$ ) A	Part number
<b>Stainless steel, enclosed isolators</b>			
	3	20	T0-2-1/SS1/SVB
		25	P1-25/SS1/SVB
		32	P1-32/SS1/SVB
		63	P3-63/SS2/SVB
		100	P3-100/SS2/SVB
<b>Sheet steel, enclosed isolators</b>			
	3	20	T0-2-1/ST/SVB
		25	P1-25/ST/SVB
		32	P1-32/ST/SVB
		63	P3-63/ST/SVB
		85	P3-100/ST/SVB
<b>Rear mount, door interlock, padlockable handle</b>			
	2	20	T0-1-102/V/SVB
		32	T3-1-102/V/SVB
		63	T5B-1-102/V/SVB
		100	T5-1-102/V/SVB
	3	20	T0-2-1/V/SVB
		25	P1-25/V/SVB
		32	P1-32/V/SVB
		63	P3-63/V/SVB
		100	P3-100/V/SVB
<b>Door mount, padlockable handle</b>			
	2	20	T0-1-102/EA/SVB
		32	T3-1-102/EA/SVB
		63	T5B-1-102/EA/SVB
		100	T5-1-102/EA/SVB
	3	20	T0-2-1/EA/SVB
		25	P1-25/EA/SVB
		32	P1-32/EA/SVB
		63	P3-63/EA/SVB
		100	P3-100/EA/SVB
<b>Accessories</b>			
<b>Switched neutral poles</b>			
	Door mounting P1 isolators		N-P1E
	Rear mounting and enclosed P1 isolators		N-P1Z
	Door mounting P3 isolators		N-P3E
	Rear mounting and enclosed P3 isolators		N-P3Z
<b>Auxiliary contacts</b>			
	1 N/O 1 N/C, for door mounting P1/3 isolators		HI11-P1/P3E
	1 N/O 1 N/C, for rear mounting and enclosed P1/3 isolators		HI11-P1/P3Z
<b>Plug-in shaft extensions</b>			
	T0, T3 and P1 switches		ZAV-T0
	T5(B) and P3 switches		ZAV-P3
<b>Plug-in interlock extensions</b>			
	T0, T3 and P1 switches		ZVV-T0
	T5(B) and P3 switches		ZVV-P3
<b>Add-on legend "MAIN SWITCH"</b>			
	T0, T3 and P1 isolators, clips-on above front shield		ZFS61/62-T0
	T5(B) and P3 isolators, clips-on above front shield		ZFS61/62-P3