

Rigid Metal Conduit, IMC or EMT “K-Clamps”

Applications

- Designed to secure rigid metal conduit, IMC or EMT across, parallel or perpendicular to beam, channel and angle supports.

Features




- Easily installs.
- Capable of withstanding heavy loads.

Material/Finish

- Castings: malleable iron/hot dip galvanized
- Hardware: steel/mechanically galvanized

Certifications and Compliances

- CSA Standard: C22.2 No. 18.4
- CSA Certified: 065178

| | Catalog Number | Trade Size (Inches) | Weight Lbs./Kgs. Per 100 |
|--|----------------|---------------------|--------------------------|
| Right Angle Type — Hot Dip/Mechanically Galvanized — For Rigid, IMC, EMT | | | |
|  <p>Right Angle Type</p> | PC-50RA | 1/2 | 37.00/16.78 |
| | PC-75RA | 3/4 | 40.00/18.14 |
| | PC-100RA | 1 | 42.00/19.05 |
| | PC-125RA | 1-1/4 | 49.00/22.23 |
| | PC-150RA | 1-1/2 | 54.00/24.49 |
| | PC-200RA | 2 | 71.00/32.21 |
| | PC-250RA | 2-1/2 | 95.00/43.09 |
| | PC-300RA | 3 | 107.00/48.53 |
| | PC-350RA | 3-1/2 | 120.00/54.43 |
| | PC-400RA | 4 | 131.00/59.42 |
| | PC-500RA † | 5 | 160.00/72.57 |
| PC-600RA † | 6 | 195.00/88.45 | |
| Parallel Type — Hot Dip/Mechanically Galvanized — For Rigid, IMC, EMT | | | |
|  <p>Parallel Type</p> | PC-50PAR | 1/2 | 50.00/22.68 |
| | PC-75PAR | 3/4 | 53.00/24.04 |
| | PC-100PAR | 1 | 60.00/27.22 |
| | PC-125PAR | 1-1/4 | 70.00/31.75 |
| | PC-150PAR | 1-1/2 | 82.00/37.19 |
| | PC-200PAR | 2 | 132.00/59.87 |
| | PC-250PAR | 2-1/2 | 192.00/87.09 |
| | PC-300PAR | 3 | 194.00/88.00 |
| | PC-350PAR | 3-1/2 | 216.00/97.98 |
| PC-400PAR | 4 | 232.00/105.23 | |
| Edge Type — Hot Dip/Mechanically Galvanized — For Rigid Conduit Only | | | |
|  <p>Edge Type</p> | PC-50ET | 1/2 | 63.00/28.58 |
| | PC-75ET | 3/4 | 69.00/31.30 |
| | PC-100ET | 1 | 82.00/37.19 |
| | PC-125ET | 1-1/4 | 95.00/43.09 |
| | PC-150ET | 1-1/2 | 108.00/49.00 |
| | PC-200ET | 2 | 121.00/54.88 |
| | PC-250ET | 2-1/2 | 153.00/69.40 |
| PC-300ET | 3 | 214.00/97.07 | |

† Not CSA Certified.

Rigid Metal Conduit, IMC or EMT “K-Clamps”

Applications

- Designed to secure rigid metal conduit, IMC or EMT across, parallel or perpendicular to beam, channel and angle supports.

Features




- Easily installs.
- Capable of withstanding heavy loads.

Material/Finish

- Castings: malleable iron/hot dip galvanized
- Hardware: steel/mechanically galvanized

Certifications and Compliances

- CSA Standard: C22.2 No. 18.4
- CSA Certified: 065178

| | Catalog Number | Trade Size (Inches) | Weight Lbs./Kgs. Per 100 |
|--|----------------|---------------------|--------------------------|
| Right Angle Type — Hot Dip/Mechanically Galvanized — For Rigid, IMC, EMT | | | |
|  <p>Right Angle Type</p> | PC-50RA | 1/2 | 37.00/16.78 |
| | PC-75RA | 3/4 | 40.00/18.14 |
| | PC-100RA | 1 | 42.00/19.05 |
| | PC-125RA | 1-1/4 | 49.00/22.23 |
| | PC-150RA | 1-1/2 | 54.00/24.49 |
| | PC-200RA | 2 | 71.00/32.21 |
| | PC-250RA | 2-1/2 | 95.00/43.09 |
| | PC-300RA | 3 | 107.00/48.53 |
| | PC-350RA | 3-1/2 | 120.00/54.43 |
| | PC-400RA | 4 | 131.00/59.42 |
| | PC-500RA † | 5 | 160.00/72.57 |
| PC-600RA † | 6 | 195.00/88.45 | |
| Parallel Type — Hot Dip/Mechanically Galvanized — For Rigid, IMC, EMT | | | |
|  <p>Parallel Type</p> | PC-50PAR | 1/2 | 50.00/22.68 |
| | PC-75PAR | 3/4 | 53.00/24.04 |
| | PC-100PAR | 1 | 60.00/27.22 |
| | PC-125PAR | 1-1/4 | 70.00/31.75 |
| | PC-150PAR | 1-1/2 | 82.00/37.19 |
| | PC-200PAR | 2 | 132.00/59.87 |
| | PC-250PAR | 2-1/2 | 192.00/87.09 |
| | PC-300PAR | 3 | 194.00/88.00 |
| | PC-350PAR | 3-1/2 | 216.00/97.98 |
| PC-400PAR | 4 | 232.00/105.23 | |
| Edge Type — Hot Dip/Mechanically Galvanized — For Rigid Conduit Only | | | |
|  <p>Edge Type</p> | PC-50ET | 1/2 | 63.00/28.58 |
| | PC-75ET | 3/4 | 69.00/31.30 |
| | PC-100ET | 1 | 82.00/37.19 |
| | PC-125ET | 1-1/4 | 95.00/43.09 |
| | PC-150ET | 1-1/2 | 108.00/49.00 |
| | PC-200ET | 2 | 121.00/54.88 |
| | PC-250ET | 2-1/2 | 153.00/69.40 |
| PC-300ET | 3 | 214.00/97.07 | |

† Not CSA Certified.