

# EASY-TWIST™

## Wire Connectors

Push-In  
PIWC Series



### SPECIFICATIONS

- UL 486C Listed wire connector E155027.
- Temperature Rating: -40 °F to 221 °F (-30 °C to 105 °C).
- Voltage: 600V max., 1,000V max. in fixtures and signs.
- Example: (100) (10x100) = 100 in standard package, 1000 in standard carton.

For Illustrations and drawings see page 136.


### FEATURES

- Fast, safe and reliable installation saves time and money.
- No twisting or taping of conductors required.
- Just strip the wire, insert the connector and you are done.
- One wire per opening ensures loose connections are eliminated.
- Made of strong, UL 94V-2 flame retardant polycarbonate.
- Integrated test port enables continuity testing.
- Color coded for easy identification.
- Compact design perfect for tight spaces.
- Copper, tin-plated; stainless steel spring; steel frame, zinc-plated.
- For use with 22-12 AWG solid or stranded wire.

Scan QR code for mobile access to wire combinations.



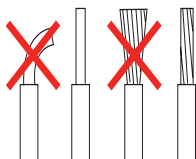
EASY-TWIST™



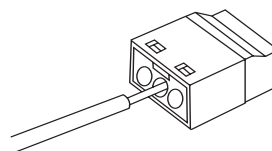
COLOR/TYPE	FIG. NO.	NO. OF PORTS	WIRE RANGE	MAX VOLTAGE	WIRE RANGE		DEPTH (A)	WIDTH (B)	FRONT HEIGHT (C)	REAR HEIGHT (D)	CASE THICKNESS (E)	FIG. 7 CARTON	FIG. 8 BAG
					MIN.	MAX.							
Yellow (PIWC)	1	2	22-12 AWG	600V	2 #22 AWG	2 #12 AWG	0.748	0.463	0.411	0.343	0.035	PIWC -2-C (100) (10x100)	PIWC-2-B (500) (14x500)
Orange (PIWC)	2	3	22-12 AWG	600V	2 #22 AWG	3 #12 AWG	0.748	0.626	0.411	0.343	0.035	PIWC -3-C (100) (10x100)	PIWC-3-B (500) (11x500)
Clear (PIWC)	3	4	22-12 AWG	600V	2 #22 AWG	4 #12 AWG	0.748	0.789	0.411	0.343	0.035	PIWC -4-C (75) (10x75)	PIWC-4-B (400) (11x400)
Blue (PIWC)	4	5	22-12 AWG	600V	2 #22 AWG	5 #12 AWG	0.748	0.953	0.411	0.343	0.035	PIWC -5-C (50) (10x50)	PIWC-5-B (300) (12x300)
Purple (PIWC)	5	6	22-12 AWG	600V	2 #22 AWG	6 #12 AWG	0.748	1.116	0.411	0.343	0.035	PIWC -6-C (50) (10x50)	PIWC-6-B (250) (12x250)
Grey (PIWC)	6	8	22-12 AWG	600V	2 #22 AWG	8 #12 AWG	0.748	1.443	0.411	0.343	0.035	PIWC -8-C (40) (10x40)	PIWC-8-B (200) (12x200)

### INSTALLATION

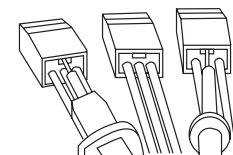
1. Turn off power. Strip wire approximately 0.45 inches (11 mm).



2. Push the stripped conductor into the port of connector fully. No twisting or taping.



3. Use a voltage meter to test your connection via the port on connector.



# EASY-TWIST™ Wire Connectors

Push-In  
PIWC Series



## SPECIFICATIONS

- UL 486C Listed wire connector E155027.
- Temperature Rating: -40 °F to 221 °F (-30 °C to 105 °C).
- Voltage: 600V max., 1,000V max. in fixtures and signs.
- Example: (100) (10x100) = 100 in standard package, 1000 in standard carton.

For Illustrations and drawings  
see page 136.


## FEATURES

- Fast, safe and reliable installation saves time and money.
- No twisting or taping of conductors required.
- Just strip the wire, insert the connector and you are done.
- One wire per opening ensures loose connections are eliminated.
- Made of strong, UL 94V-2 flame retardant polycarbonate.
- Integrated test port enables continuity testing.
- Color coded for easy identification.
- Compact design perfect for tight spaces.
- Copper, tin-plated; stainless steel spring; steel frame, zinc-plated.
- For use with 22-12 AWG solid or stranded wire.

Scan QR code  
for mobile access  
to wire combinations.



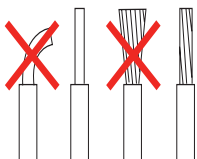
EASY-TWIST™



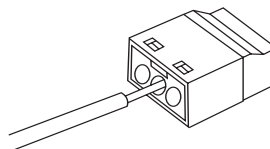
COLOR/TYPE	FIG. NO.	NO. OF PORTS	WIRE RANGE	MAX VOLTAGE	WIRE RANGE		DEPTH (A)	WIDTH (B)	FRONT HEIGHT (C)	REAR HEIGHT (D)	CASE THICKNESS (E)	FIG. 7 CARTON	FIG. 8 BAG
					MIN.	MAX.							
Yellow (PIWC)	1	2	22-12 AWG	600V	2 #22 AWG	2 #12 AWG	0.748	0.463	0.411	0.343	0.035	PIWC -2-C (100) (10x100)	PIWC-2-B (500) (14x500)
Orange (PIWC)	2	3	22-12 AWG	600V	2 #22 AWG	3 #12 AWG	0.748	0.626	0.411	0.343	0.035	PIWC -3-C (100) (10x100)	PIWC-3-B (500) (11x500)
Clear (PIWC)	3	4	22-12 AWG	600V	2 #22 AWG	4 #12 AWG	0.748	0.789	0.411	0.343	0.035	PIWC -4-C (75) (10x75)	PIWC-4-B (400) (11x400)
Blue (PIWC)	4	5	22-12 AWG	600V	2 #22 AWG	5 #12 AWG	0.748	0.953	0.411	0.343	0.035	PIWC -5-C (50) (10x50)	PIWC-5-B (300) (12x300)
Purple (PIWC)	5	6	22-12 AWG	600V	2 #22 AWG	6 #12 AWG	0.748	1.116	0.411	0.343	0.035	PIWC -6-C (50) (10x50)	PIWC-6-B (250) (12x250)
Grey (PIWC)	6	8	22-12 AWG	600V	2 #22 AWG	8 #12 AWG	0.748	1.443	0.411	0.343	0.035	PIWC -8-C (40) (10x40)	PIWC-8-B (200) (12x200)

## INSTALLATION

1. Turn off power. Strip wire approximately 0.45 inches (11 mm).



2. Push the stripped conductor into the port of connector fully. No twisting or taping.



3. Use a voltage meter to test your connection via the port on connector.

