

# QO® Circuit Breakers

with VISI-TRIP® Indicator

QO 1-pole



1 Space Required

QO 2-pole



2 Spaces Required

QO Three-pole



3 Spaces Required

QO2200 2-pole  
200 A



4 Spaces Required

QO/QOB Ring Terminal (20% Price Adder)—Factory-installed Only

| Ampere Rating | Poles   | Suffix |
|---------------|---------|--------|
| 10-30         | 1, 2, 3 | 5237   |
| 35-60         | 1, 2    | 5238   |
| 35-50         | 3       |        |
| 70-110        | 2       | 5273   |
| 60-100        | 3       |        |

### Circuit Breaker Wire Sizes▲

| Breaker Type            | Ampere Rating     | Wire Size (AWG) |              |
|-------------------------|-------------------|-----------------|--------------|
|                         |                   | Al              | Cu           |
| QO 1-pole               | 10-30             | #14-8           | #14-8        |
|                         | 10-30             | ...             | (2) #14-10   |
|                         | 35-70             | #8-2            | #8-2         |
| QO 2-pole               | 10-30             | #14-8           | #14-8        |
|                         | 10-30             | ...             | (2) #14-10   |
|                         | 35-70             | #8-2            | #8-2         |
|                         | 80-125            | #4-2/0          | #4-2/0       |
| QO 3-pole               | 10-30             | #14-8           | #14-8        |
|                         | 35-70             | #8-2            | #8-2         |
|                         | 80-125            | #4-2/0          | #4-2/0       |
| QOB-VH                  | 110-150           | #4-300 kcmil    | #4-300 kcmil |
| QO-AFI, QO-GFI & QO-EPD | 15-30, 40, 50, 60 | #12-8, #12-4    | #14-8, #14-6 |
| QO-PL                   | 10-60             | #12-2           | #14-2        |

### QO Miniature Circuit Breakers

SQUARE D QO miniature circuit breakers are plug-on products for use in QO load centers, NQ panelboards, NQ OEM interiors or SPEED-D® switchboard distribution panels. Bolt-on QOB circuit breakers are for use in NQ panelboards or interiors.\*

### Plug-On Circuit Breakers—CSA Listed Amperes Interrupting Rating (AIR) In Amperes RMS Symmetrical

| Amperes Rating▲                       | 1-pole—120/240 Vac | 2-pole—120/240 Vac Common Trip | 2-pole—240 Vac ■ Common Trip | Three-pole—240 Vac Common Trip |
|---------------------------------------|--------------------|--------------------------------|------------------------------|--------------------------------|
|                                       | Catalogue Number   | Catalogue Number               | Catalogue Number             | Catalogue Number               |
| <b>10,000 AIR</b>                     |                    |                                |                              |                                |
| 10                                    | QO110              | QO210                          | ...                          | QO310                          |
| 15                                    | QO115 ◆★           | QO215 ◆                        | QO215H                       | QO315 ◆                        |
| 20                                    | QO120 ◆★           | QO220 ◆                        | QO220H                       | QO320 ◆                        |
| 25                                    | QO125 ◆            | QO225 ◆                        | QO225H                       | QO325 ◆                        |
| 30                                    | QO130 ◆            | QO230 ◆                        | QO230H                       | QO330 ◆                        |
| 35                                    | QO135 ◆            | QO235 ◆                        | ...                          | QO335 ◆                        |
| 40                                    | QO140 ◆            | QO240 ◆                        | QO240H                       | QO340 ◆                        |
| 45                                    | QO145 ◆            | QO245 ◆                        | ...                          | QO345 ◆                        |
| 50                                    | QO150 ◆            | QO250 ◆                        | QO250H                       | QO350 ◆                        |
| 60                                    | QO160 ◆            | QO260 ◆                        | QO260H                       | QO360 ◆                        |
| 70                                    | QO170 ◆            | QO270 ◆                        | QO270H                       | QO370 ◆                        |
| 80                                    | ...                | QO280 ◆                        | QO280H                       | QO380 ◆                        |
| 90                                    | ...                | QO290 ◆                        | QO290H                       | QO390 ◆                        |
| 100                                   | ...                | QO2100 ◆                       | QO2100H                      | QO3100 ◆                       |
| 110                                   | ...                | QO2110 ◆                       | ...                          | ...                            |
| 125                                   | ...                | QO2125 ◆                       | ...                          | ...                            |
| 150                                   | ...                | ...                            | ...                          | ...                            |
| 175                                   | ...                | ...                            | ...                          | ...                            |
| 200                                   | ...                | ...                            | ...                          | ...                            |
| Molded Case Switch 60 A max.—240 Vac  |                    | ...                            | QO200                        | QO300                          |
| Molded Case Switch 100 A max.—240 Vac |                    | ...                            | QO2000△                      | QO3000△                        |

### 22,000 AIR

|     |            |             |     |             |
|-----|------------|-------------|-----|-------------|
| 15  | QO115VH ◆★ | QO215VH □◆  | ... | QO315VH □◆  |
| 20  | QO120VH ◆★ | QO220VH □◆  | ... | QO320VH □◆  |
| 25  | QO125VH ◆  | QO225VH □◆  | ... | QO325VH □◆  |
| 30  | QO130VH ◆  | QO230VH □◆  | ... | QO330VH □◆  |
| 40  | ...        | QO240VH □◆  | ... | QO340VH □◆  |
| 50  | ...        | QO250VH □◆  | ... | QO350VH □◆  |
| 60  | ...        | QO260VH □◆  | ... | QO360VH □◆  |
| 70  | ...        | QO270VH □◆  | ... | QO370VH □◆  |
| 80  | ...        | QO280VH □◆  | ... | QO380VH □◆  |
| 90  | ...        | QO290VH □◆  | ... | QO390VH □◆  |
| 100 | ...        | QO2100VH □◆ | ... | QO3100VH □◆ |
| 110 | ...        | QO2110VH □◆ | ... | ...         |
| 125 | ...        | QO2125VH □◆ | ... | ...         |
| 150 | ...        | ...         | ... | ...         |
| 175 | ...        | ...         | ... | ...         |
| 200 | ...        | ...         | ... | ...         |

### 42,000 AIR

|     |     |            |     |     |
|-----|-----|------------|-----|-----|
| 40  | ... | QOH240 ◆△  | ... | ... |
| 45  | ... | QOH245 ◆△  | ... | ... |
| 50  | ... | QOH250 ◆△  | ... | ... |
| 60  | ... | QOH260 ◆△  | ... | ... |
| 70  | ... | QOH270 ◆   | ... | ... |
| 80  | ... | QOH280 ◆   | ... | ... |
| 90  | ... | QOH290 ◆   | ... | ... |
| 100 | ... | QOH2100 ◆  | ... | ... |
| 110 | ... | QOH2110 ◆△ | ... | ... |
| 125 | ... | QOH2125 ◆  | ... | ... |

### 65,000 AIR

|    |          |          |     |          |
|----|----------|----------|-----|----------|
| 15 | QH115 ◆★ | QH215 ◆  | ... | QH315 ◆  |
| 20 | QH120 ◆★ | QH220 ◆  | ... | QH320 ◆  |
| 25 | QH125 ◆△ | QH225 ◆△ | ... | QH325 ◆△ |
| 30 | QH130 ◆  | QH230 ◆  | ... | QH330 ◆  |

▲ 10-30 A circuit breakers are suitable for use with 60°C or 75°C conductors. 35-125 A circuit breakers are suitable for use with 75°C conductors. ■ CSA Listed 5000 AIR on corner grounded Delta systems.

◆ CSA Listed as HACR type for use with air conditioning, heating and refrigeration equipment having motor group combinations and marked for use with HACR type circuit breakers.

★ CSA Listed as SWD (switching duty) rated. Suitable for switching 120 Vac fluorescent lighting loads.

▼ Requires four spaces (#1-300 kcmil Al/Cu). Not suitable for use in 3-phase panel. Use only in single phase panel rated 150 A or greater.

△ Order only. Contact your nearest Schneider Electric sales office.

□ CSA Listed for use ahead of QO, QO-GFI, QO-EPD, QOT, and QO-PL 10,000 AIR circuit breakers to permit their application at 22,000 A fault level.

◇ 100 A maximum branch mounted opposite.

\* See Digest Section DE1 for load centers, and this Section for panelboards and interiors.

Additional Information

Accessories ..... DE5-5

## Plug-On Circuit Breakers



1-pole  
QO-AFI



1-pole  
QO-GFI



2-pole  
QO-GFI



Two-wire  
QO-SWN



Three-wire  
QO-SWN



QO  
1-pole  
With Shunt Trip



QO-K Key  
Operated

**QO-HM** High magnetic trip circuit breakers are recommended for applications where high initial inrush may occur and for individual dimmer applications.

| Ampere Rating<br>▲        | 1-pole       |
|---------------------------|--------------|
|                           | Catalogue No |
| <b>120 Vac—10,000 AIR</b> |              |
| 15                        | QO115HM◆★    |
| 20                        | QO120HM◆★    |

**QO-AFI** QO Circuit Breakers with arc fault protection in accordance with UL1699.

| Ampere Rating<br>▲ | 1-pole 120 Vac   | 1-pole 120 Vac   |
|--------------------|------------------|------------------|
|                    | 10,000 AIR       | 22,000 AIR       |
|                    | 1 Space Required | 1 Space Required |
|                    | Catalogue No.    | Catalogue No.    |
| 15                 | QO115AFI★        | QO115VHAFI★      |
| 20                 | QO120AFI★        | QO120VHAFI★      |
| 15                 | QO115CAFI※       | .....            |
| 20                 | QO120CAFI※       | .....            |

**QO-GFI** QWIK-GARD® circuit breakers with Class A 4-6 mA ground fault protection.▼

| Ampere Rating<br>▲ | QWIK-GARD Circuit Breakers<br>With Ground Fault Circuit Interrupter |                  |                                   |
|--------------------|---|------------------|-----------------------------------|
|                    | 1-pole 120 Vac  |                  | 2-pole Common Trip<br>120/240 Vac |
|                    | 10,000 AIR  | 22,000 AIR       | 10,000 AIR                        |
|                    | 1 Space Required  | 1 Space Required | 2 Spaces Required                 |
|                    | Catalogue No.   | Catalogue No.    | Catalogue No.                     |
| 15                 | QO115GFI  | QO115VHGFI       | QO215GFI                          |
| 20                 | QO120GFI  | QO120VHGFI       | QO220GFI                          |
| 25                 | QO125GFI  | QO125VHGFI       | QO225GFI                          |
| 30                 | QO130GFI  | QO130VHGFI       | QO230GFI                          |
| 40                 | .....   | .....            | QO240GFI                          |
| 50                 | .....   | .....            | QO250GFI                          |
| 60                 | .....   | .....            | QO260GFI■                         |

**QO-EPD** QO-EPD circuit breakers provide overload and short circuit protection combined with Class B 30 mA ground fault protection.

| Ampere Rating<br>▲ | 1-pole 120 Vac   | 2-pole Common Trip<br>120/240 Vac |
|--------------------|------------------|-----------------------------------|
|                    | 10,000 AIR       | 10,000 AIR                        |
|                    | 1 Space Required | 2 Spaces Required                 |
|                    | Catalogue No.    | Catalogue No.                     |
| 15                 | QO115EPD         | QO215EPD                          |
| 20                 | QO120EPD         | QO220EPD                          |
| 25                 | QO125EPD         | QO225EPD                          |
| 30                 | QO130EPD         | QO230EPD                          |
| 40                 | .....            | QO240EPD                          |
| 50                 | .....            | QO250EPD                          |
| 60                 | .....            | QO260EPD■                         |

**QO-SWN** Switch Neutral Common Trip 2002 NEC® 514.11

| Ampere Rating<br>▲ | 2 Wire 120 Vac    | 3 Wire 120/240 Vac |
|--------------------|-------------------|--------------------|
|                    | 10,000 AIR        | 10,000 AIR         |
|                    | 2 Spaces Required | 3 Spaces Required  |
|                    | Catalogue No.     | Catalogue No.      |
| 10                 | QO210SWN          | QO310SWN           |
| 15                 | QO215SWN          | QO315SWN           |
| 20                 | QO220SWN          | QO320SWN           |
| 25                 | QO225SWN          | QO325SWN           |
| 30                 | QO230SWN          | QO330SWN           |
| 40                 | QO240SWN          | QO340SWN           |
| 50                 | QO250SWN          | QO350SWN           |

**QO-HID** QO-HID Circuit Breakers

HID circuit breakers are for use on circuits feeding fluorescent and high intensity discharge (HID) lighting systems such as mercury vapor, metal halide, or high pressure sodium.

| Ampere Rating<br>▲ | 1-pole<br>120/240 Vac | 2-pole Common Trip<br>120/240 Vac | 3-pole Common Trip<br>240 Vac |
|--------------------|-----------------------|-----------------------------------|-------------------------------|
|                    | 10,000 AIR            | 10,000 AIR                        | 10,000 AIR                    |
|                    | 1 Space Required      | 2 Spaces Required                 | 3 Spaces Required             |
|                    | Catalogue No.         | Catalogue No.                     | Catalogue No.                 |
| 15                 | QO115HID◆             | QO215HID                          | QO315HID                      |
| 20                 | QO120HID◆             | QO220HID                          | QO320HID                      |
| 25                 | QO125HID              | QO225HID                          | QO325HID                      |
| 30                 | QO130HID              | QO230HID                          | QO330HID                      |
| 40                 | QO140HID              | QO240HID                          | .....                         |
| 50                 | QO150HID              | QO250HID                          | .....                         |

**QO-K** Key operated QO circuit breakers can be turned ON or OFF or to RESET with a special key (Catalogue No. QOK10) included with the circuit breaker.

| 120 Vac—10,000 AIR (1 Space Required) |               |
|---------------------------------------|---------------|
| Ampere Rating<br>▲                    | Catalogue No. |
| 10                                    | QO110K        |
| 15                                    | QO115K        |
| 20                                    | QO120K        |
| 25                                    | QO125K        |
| 30                                    | QO130K        |

## Non-automatic Molded Case Switches

Miniature non-automatic switches have the same physical packaging as miniature circuit breakers, but open only when the handle is switched to the OFF position.

### 240 Vac 10,000 AIR 1 Space Required

| Ampere Rating | 2-pole        | 3-pole        |
|---------------|---------------|---------------|
|               | Catalogue No. | Catalogue No. |
| 60            | QO200         | QO300         |
| 100           | QO2000        | QO3000        |

No overcurrent protection or short circuit protection.



- ▲ 10–30 ampere breakers are suitable for use with 60°C or 75°C conductors. 35–60 ampere circuit breakers are suitable for use with 75°C conductors.
- Suitable only for feeding 240 Vac and 208 Vac 2 wire loads. Does not contain load neutral connection.
- ◆ CSA Listed as SWD (switching duty) rated. Suitable for switching 120 Vac fluorescent lighting loads.
- ★ CSA Listed as HACR type for use with air conditioning, heating and refrigeration equipment having motor group combinations and marked for use with HACR type circuit breakers.
- ▼ Do not connect to more than 250 feet of load conductor for the total one-way run to prevent nuisance tripping.
- ※ Combination AFCI devices provide protection against both high-energy parallel arcing (same as existing branch/feeder AFCI's) and low energy (5A) series arcing.

# Selection Information

## Miniature Circuit Breakers

Class 500, 600

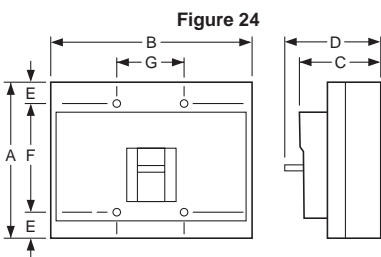
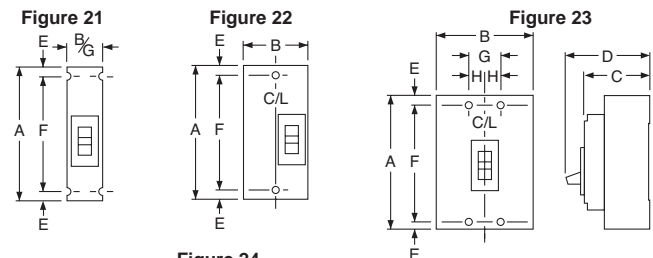
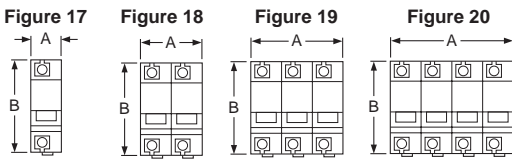
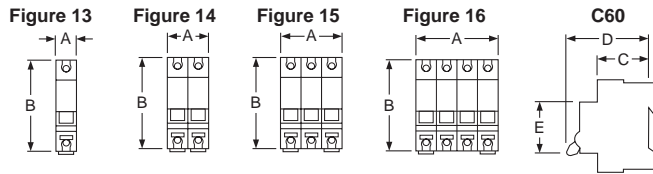
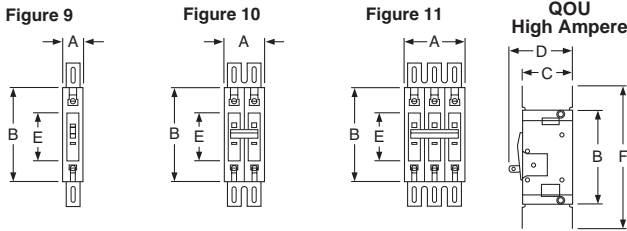
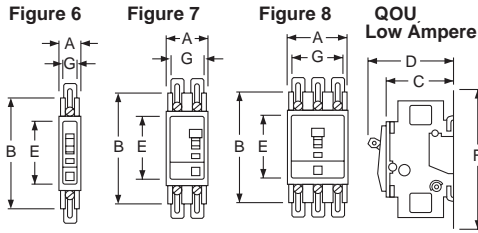
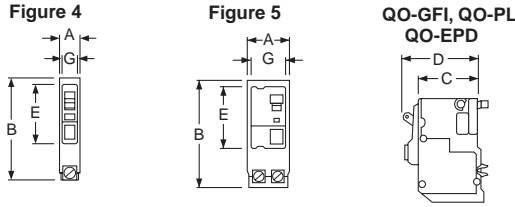
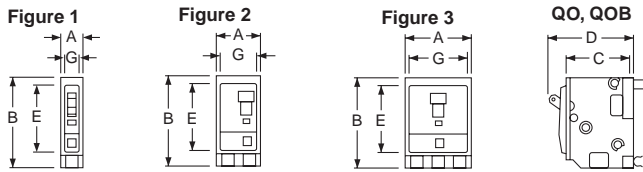
DE3 CIRCUIT BREAKERS

|                                     |             | CHOM Circuit Breakers   |          |          |          |       |       |         | QO™ Circuit Breakers   |        |        |                      |        |        |          |            |         |           |                 |       |       |       |       |       |       |       |    |    |    |   |
|-------------------------------------|-------------|---|----------|----------|----------|-------|-------|---------|--|--------|--------|----------------------|--------|--------|----------|------------|---------|-----------|-----------------|-------|-------|-------|-------|-------|-------|-------|----|----|----|---|
|                                     |             |  |          |          |          |       |       |         |  |        |        |                      |        |        |          |            |         |           |                 |       |       |       |       |       |       |       |    |    |    |   |
| Circuit Breaker Type                | Plug-on     | CHOM  | CHOM-AFI | CHOM-GFI | CHOM-EPD | CHOMT | QO    | QO-H    | QO-VH  | QO-VH  | QO-VH  | QO-VH                | QH     | QOT    | QO-CAFI  | QO-VHAFI   | QO-GFI  | QO-VHGFI  | QO-EPD QO-EPE   |       |       |       |       |       |       |       |    |    |    |   |
|                                     | Bolt-on     | —   | —        | —        | —        | —     | QOB   | QOB-H   | —  | —      | —      | QOB-VH               | QHB    | —      | QOB-CAFI | QOB-VHAFI  | QOB-GFI | QOB-VHGFI | QOB-EPD QOB-EPE |       |       |       |       |       |       |       |    |    |    |   |
|                                     | Unit Mount  | —   | —        | —        | —        | —     | —     | —       | —  | —      | —      | —                    | —      | —      | —        | —          | —       | —         | —               | —     |       |       |       |       |       |       |    |    |    |   |
| Number of Poles                     | 1 2         | 1 2   | 1 2      | 1 2      | 1 2      | 1     | 1 2 3 | 2 1 2 3 | 1 2 3  | 1 2 3  | 1 2 3  | 1 2 3                | 1 2 3  | 1      | 1        | 1          | 1 2 3   | 1         | 1 2 3           |       |       |       |       |       |       |       |    |    |    |   |
| Current Range                       | 15-50       | 15-200  | 15-20    | 15-20    | 15-50    | 15-20 | 15-50 | 10-70   | 10-200   | 10-100 | 15-100 | 15-30                | 15-125 | 15-100 | 15-30    | 15-150     | 15-30   | 15-30     | 15-30           | 15-30 | 15-60 | 15-50 | 15-30 | 15-30 | 15-60 | 15-50 |    |    |    |   |
| Interrupting Ratings                |             |   |          |          |          |       |       |         |  |        |        |                      |        |        |          |            |         |           |                 |       |       |       |       |       |       |       |    |    |    |   |
| UL/CSA Rating (50/60 Hz)            | 120 Vac     | 10  | 10       | 10       | 10       | 10    | 10    | 10      | 10   | 10     | 10     | 10                   | 22     | 22     | 22       | 22         | 22      | 65        | 65              | 10    | 10    | 22    | 10    | 10    | —     | 22    | 10 | 10 | —  |   |
|                                     | 120/240 Vac | 10  | 10       | —        | —        | 10    | —     | 10      | 10   | 10     | 10     | 10                   | 22     | 22     | 22       | 22         | 22      | 65        | 65              | 10    | —     | —     | —     | 10    | —     | —     | —  | 10 | —  |   |
|                                     | 208Y/120    | —   | —        | —        | —        | —     | —     | —       | —  | —      | —      | —                    | —      | —      | —        | —          | —       | —         | —               | —     | —     | —     | —     | —     | —     | —     | —  | —  | —  |   |
|                                     | 240 Vac ★   | —   | —        | —        | —        | —     | —     | —       | —  | —      | 10     | 10                   | —      | —      | —        | —          | —       | —         | —               | —     | —     | —     | —     | —     | —     | —     | —  | —  | 10 |   |
|                                     | 277 Vac     | —   | —        | —        | —        | —     | —     | —       | —  | —      | —      | —                    | —      | —      | —        | —          | —       | —         | —               | —     | —     | —     | —     | —     | —     | —     | —  | —  | —  | — |
| 480Y/277 Vac                        | —           | —   | —        | —        | —        | —     | —     | —       | —  | —      | —      | —                    | —      | —      | —        | —          | —       | —         | —               | —     | —     | —     | —     | —     | —     | —     | —  | —  | —  |   |
| DC Ratings                          | 48 Vdc      | —   | —        | —        | —        | —     | —     | 5▼      | 5▼   | 5▼     | —      | —                    | —      | —      | —        | —          | —       | —         | —               | —     | —     | —     | —     | —     | —     | —     | —  | —  | —  |   |
|                                     | 60 Vdc      | —   | —        | —        | —        | —     | —     | —       | —  | —      | —      | —                    | —      | —      | —        | —          | —       | —         | —               | —     | —     | —     | —     | —     | —     | —     | —  | —  | —  |   |
|                                     | 65 Vdc      | —   | —        | —        | —        | —     | —     | —       | —  | —      | —      | —                    | —      | —      | —        | —          | —       | —         | —               | —     | —     | —     | —     | —     | —     | —     | —  | —  | —  |   |
|                                     | 125 Vdc     | —   | —        | —        | —        | —     | —     | —       | —  | —      | —      | —                    | —      | —      | —        | —          | —       | —         | —               | —     | —     | —     | —     | —     | —     | —     | —  | —  | —  | — |
|                                     | 250 Vdc     | —   | —        | —        | —        | —     | —     | —       | —  | —      | —      | —                    | —      | —      | —        | —          | —       | —         | —               | —     | —     | —     | —     | —     | —     | —     | —  | —  | —  | — |
| IEC 60947-2 (50/60 Hz)▼             | IEC (Icu)   | —   | —        | —        | —        | —     | —     | —       | —  | —      | —      | —                    | —      | —      | —        | —          | —       | —         | —               | —     | —     | —     | —     | —     | —     | —     | —  | —  | —  | — |
| Special Ratings                     |             |   |          |          |          |       |       |         |  |        |        |                      |        |        |          |            |         |           |                 |       |       |       |       |       |       |       |    |    |    |   |
| CCC                                 |             | —   | —        | —        | —        | —     | —     | —       | —  | —      | —      | —                    | —      | —      | —        | —          | —       | —         | —               | —     | —     | —     | —     | —     | —     | —     | —  | —  | —  |   |
| Fed. Specs W-C-375B/GEN             |             | X   | X        | X        | X        | X     | X     | X       | X  | —      | —      | —                    | X      | —      | —        | —          | —       | X         | —               | X     | X     | —     | X     | —     | —     | —     | X  | —  | —  |   |
| Other Standard                      |             | HACR △  | NOM      | HACR △   |          |       |       | HACR □  | NOM  | HACR □ |        |                      |        | —      | —        | —          | HACR □  | —         | NOM             | —     | —     | —     | —     | —     | —     | —     | —  | —  | —  |   |
| Accessories and Modifications       |             |   |          |          |          |       |       |         |  |        |        |                      |        |        |          |            |         |           |                 |       |       |       |       |       |       |       |    |    |    |   |
| Shunt Trip ◇                        |             | —   | —        | —        | —        | —     | —     | —       | X  | X      | X      | X                    | X      | X      | X        | X          | X       | X         | X               | X     | X     | X     | X     | X     | X     | X     | X  | X  | X  |   |
| Undervoltage Trip                   |             | —   | —        | —        | —        | —     | —     | —       | —  | —      | —      | —                    | —      | —      | —        | —          | —       | —         | —               | —     | —     | —     | —     | —     | —     | —     | —  | —  | —  |   |
| Auxiliary Switches ◇                |             | —   | —        | —        | —        | —     | —     | —       | X  | X      | X      | X                    | X      | X      | X        | X          | X       | X         | X               | X     | X     | X     | X     | X     | X     | X     | X  | X  | X  |   |
| Alarm Switch ◇                      |             | —   | —        | —        | —        | —     | —     | —       | X  | X      | X      | X                    | X      | X      | X        | X          | X       | X         | X               | X     | X     | X     | X     | X     | X     | X     | X  | X  | X  |   |
| Handle Operators                    |             | —   | —        | —        | —        | —     | —     | —       | —  | —      | —      | —                    | —      | —      | —        | —          | —       | —         | —               | —     | —     | —     | —     | —     | —     | —     | —  | —  | —  |   |
| Handle Padlock Attachment           |             | X   | X        | X        | —        | —     | —     | X       | ▼  | X      | X      | X                    | X      | X      | X        | X          | X       | X         | X               | X     | X     | X     | X     | X     | X     | X     | X  | X  | X  |   |
| Trip System Type                    |             |   |          |          |          |       |       |         |  |        |        |                      |        |        |          |            |         |           |                 |       |       |       |       |       |       |       |    |    |    |   |
| Thermal-magnetic                    |             | X   | X        | X        | X        | X     | X     | X       | X  | X      | X      | X                    | X      | X      | X        | X          | X       | X         | X               | X     | X     | X     | X     | X     | X     | X     | X  | X  | X  |   |
| Molded Case Switch                  |             | —   | —        | —        | —        | —     | —     | —       | X  | X      | X      | —                    | —      | —      | —        | —          | —       | —         | —               | —     | —     | —     | —     | —     | —     | —     | —  | —  | —  |   |
| Dimensions (1P Unit Mount)          |             |   |          |          |          |       |       |         |  |        |        |                      |        |        |          |            |         |           |                 |       |       |       |       |       |       |       |    |    |    |   |
| Dimensions (1P Unit Mount) in. (mm) | Height      | 3.13 (79)   |          |          |          |       |       |         | 3.5 (89) ▲   |        |        |                      |        |        |          | 4.75 (121) |         |           | 4.12 (103)      |       |       |       |       |       |       |       |    |    |    |   |
|                                     | Width       | 1.00 (25)   |          |          |          |       |       |         | 0.75 (19) ▲  |        |        |                      |        |        |          |            |         |           |                 |       |       |       |       |       |       |       |    |    |    |   |
|                                     | Depth       | 2.98 (76)   |          |          |          |       |       |         | 2.92 (74) ▲  |        |        |                      |        |        |          |            |         |           |                 |       |       |       |       |       |       |       |    |    |    |   |
| Pages                               |             | Section DE1   |          |          |          |       |       |         |  |        |        | Pages DE3-10, DE3-11 |        |        |          |            |         |           |                 |       |       |       |       |       |       |       |    |    |    |   |

- ▲ See page DE3-54 for dimensions for: QOB2150VH, QOB3110VH, QOB3125VH and QOB3150VH.
- ◆ CHOMT tandem is 30 A maximum. CHOMT quad has 20 A maximum on outside poles, and 50 A maximum on the inside poles.
- ◇ AFI, EPD and GFI products are rated 60 Hz only.
- ★ 22 kA @ 240 Vac for 3P only.
- ▼ 1P and 2P, 10–70 A and 3P 10–60 A only.
- △ HACR on CHOM 1P 15–50 A and 2P 15–100 A
- HACR on QO, QOB 1P 10–70 A, 2P 15–100 A, 3P 10–100 A; QOB-VH 1P 15–70 A, 2P 15–125 A, 3P 15–100 A.
- ◇ Factory-installed option only.
- ☆ Factory-installed accessories are not available on QOB-VH 2P150 A and 3P 110–150 A.
- ▼ Handle padlock attachment available for CHOMT quad tandem only.
- 2P 150–200 A requires 4P width.

# Dimensions and Shipping Weights

## Miniature and Molded Case Circuit Breakers



### QO™, QOU, Multi 9™ Circuit Breakers

| Circuit Breaker Catalogue No. Prefix | No. Poles | Fig. No. | Dimensions—Inches |       |      |      |      |       |      |
|--------------------------------------|-----------|----------|-------------------|-------|------|------|------|-------|------|
|                                      |           |          | A                 | B     | C    | D    | E    | F     | G    |
| QO, QOB                              | 1         | 1        | 0.75              | 3.00▲ | 2.31 | 2.91 | 2.25 | ...   | 0.59 |
|                                      | 2         | 2        | 1.50              | 3.00▲ | 2.31 | 2.91 | 2.25 | ...   | 1.34 |
|                                      | 3         | 3        | 2.25              | 3.00▲ | 2.31 | 2.91 | 2.25 | ...   | 2.09 |
| QOB-VH 150 A<br>QOB-VH 110–150 A     | 2         | 2        | 3.0               | 5.72  | 2.53 | 4.90 | 3.78 | ...   | 2.85 |
|                                      | 3         | 3        | 4.50              | 5.72  | 2.53 | 4.90 | 3.78 | ...   | 4.35 |
| QO-PL<br>QO-GFI<br>QO-EPD            | 1         | 4        | 0.75              | 4.12■ | 2.31 | 2.91 | 2.25 | ...   | 0.59 |
|                                      | 2         | 5        | 1.50              | 4.12■ | 2.31 | 2.91 | 2.25 | ...   | 1.34 |
|                                      | 3         | 5        | 2.25              | 4.12■ | 2.31 | 2.91 | 2.25 | ...   | 2.09 |
| QOU<br>Low Ampere                    | 1         | 6        | 0.75              | 4.05♦ | 2.38 | 2.98 | 2.25 | 5.00▼ | 0.62 |
|                                      | 2         | 7        | 1.50              | 4.05♦ | 2.38 | 2.98 | 2.25 | 5.00▼ | 1.37 |
|                                      | 3         | 8        | 2.25              | 4.05★ | 2.38 | 2.98 | 2.25 | 5.00△ | 2.12 |
| QOU<br>High Ampere                   | 1         | 9        | 0.75              | 4.45  | 2.37 | 2.96 | 2.25 | 6.78  | ...  |
|                                      | 2         | 10       | 1.50              | 4.45  | 2.37 | 2.96 | 2.25 | 6.78  | ...  |
|                                      | 3         | 11       | 2.25              | 4.45  | 2.37 | 2.96 | 2.25 | 6.78  | ...  |
| Multi 9™ C60                         | 1         | 13       | 0.71              | 3.19  | 1.73 | 2.76 | 1.77 | —     | —    |
|                                      | 2         | 14       | 1.42              | 3.19  | 1.73 | 2.76 | 1.77 | —     | —    |
|                                      | 3         | 15       | 2.13              | 3.19  | 1.73 | 2.76 | 1.77 | —     | —    |
|                                      | 4         | 16       | 2.84              | 3.19  | 1.73 | 2.76 | 1.77 | —     | —    |

- ▲ 35–70 A is 3.12 in; 80–100 A 2-pole and 70–100 A 3-pole are 3.50 in.
- QO-PL is 4.55 in.
- ♦ 80–100 A 1-pole and 80–125 A 2-pole are 4.45 in.
- ★ 70–100 A 4.45 in.
- ▼ 80–100 A 1-pole and 80–125 A 2-pole are 6.78 in.
- △ 70–100 A is 6.78 in.

### QB, QD, QG, QJ, Q4, FA, FI, KI, LA, LH Circuit Breakers

| Circuit Breaker Catalogue No. Prefix | No. Poles | Fig. No. | Dimensions—Inches |      |      |      |      |      |      |      |
|--------------------------------------|-----------|----------|-------------------|------|------|------|------|------|------|------|
|                                      |           |          | A                 | B    | C    | D    | E    | F    | G    | H    |
| QB, QD,<br>QG, QJ                    | 2         | 22       | 6.47              | 3.00 | 3.02 | 3.93 | □    | 4.25 | ...  | ...  |
|                                      | 3         | 23       | 6.47              | 4.50 | 3.02 | 3.93 | □    | 4.25 | 1.50 | 0.75 |
| FAL, FHL                             | 1         | 21       | 6.00              | 1.50 | 3.16 | 4.13 | 0.44 | 5.13 | 1.50 | ...  |
|                                      | 2         | 22       | 6.00              | 3.00 | 3.16 | 4.13 | 0.44 | 5.13 | ...  | ...  |
|                                      | 3         | 23       | 6.00              | 4.50 | 3.16 | 4.13 | 0.44 | 5.13 | 1.50 | 0.75 |
| FIL, KIL                             | 2 & 3     | 23       | 8.00              | 4.50 | 3.66 | 4.75 | 0.44 | 7.13 | 1.50 | 0.75 |
| Q4L, LAL, LHL                        | 2 & 3     | 23       | 11.00             | 6.00 | 4.06 | 5.84 | 0.88 | 9.25 | 2.00 | 1.00 |

□ Dimensions E are 1.59 in at ON end and 0.63 in at OFF end.

### Shipping Weights ◊

| Frame Size     | Approx. Shipping Weight (Lbs.) | Frame Size | Approx. Shipping Weight (Lbs.) |
|----------------|--------------------------------|------------|--------------------------------|
| FAL, FHL 1P    | 2                              | KIL        | 9                              |
| FAL, FHL 2P    | 3                              | LAL, LHL   | 15                             |
| FAL, FHL 3P    | 5                              | LIL LXIL   | 25                             |
| FIL            | 8                              | Q4L        | 15                             |
| QB, QD, QG, QJ | 4                              |            |                                |

◊ All weights are for 3P circuit breakers unless otherwise noted.

# QO® Circuit Breakers

with VISI-TRIP® Indicator

QO 1-pole



1 Space Required

QO 2-pole



2 Spaces Required

QO Three-pole



3 Spaces Required

QO2200 2-pole  
200 A



4 Spaces Required

QO/QOB Ring Terminal (20% Price Adder)—Factory-installed Only

| Ampere Rating | Poles   | Suffix |
|---------------|---------|--------|
| 10-30         | 1, 2, 3 | 5237   |
| 35-60         | 1, 2    | 5238   |
| 35-50         | 3       |        |
| 70-110        | 2       | 5273   |
| 60-100        | 3       |        |

### Circuit Breaker Wire Sizes▲

| Breaker Type            | Ampere Rating     | Wire Size (AWG) |              |
|-------------------------|-------------------|-----------------|--------------|
|                         |                   | Al              | Cu           |
| QO 1-pole               | 10-30             | #14-8           | #14-8        |
|                         | 10-30             | ...             | (2) #14-10   |
|                         | 35-70             | #8-2            | #8-2         |
| QO 2-pole               | 10-30             | #14-8           | #14-8        |
|                         | 10-30             | ...             | (2) #14-10   |
|                         | 35-70             | #8-2            | #8-2         |
|                         | 80-125            | #4-2/0          | #4-2/0       |
| QO 3-pole               | 10-30             | #14-8           | #14-8        |
|                         | 35-70             | #8-2            | #8-2         |
|                         | 80-125            | #4-2/0          | #4-2/0       |
| QOB-VH                  | 110-150           | #4-300 kcmil    | #4-300 kcmil |
| QO-AFI, QO-GFI & QO-EPD | 15-30, 40, 50, 60 | #12-8, #12-4    | #14-8, #14-6 |
| QO-PL                   | 10-60             | #12-2           | #14-2        |

## QO Miniature Circuit Breakers

SQUARE D QO miniature circuit breakers are plug-on products for use in QO load centers, NQ panelboards, NQ OEM interiors or SPEED-D® switchboard distribution panels. Bolt-on QOB circuit breakers are for use in NQ panelboards or interiors.\*

### Plug-On Circuit Breakers—CSA Listed Amperes Interrupting Rating (AIR) In Amperes RMS Symmetrical

| Amperes Rating▲                       | 1-pole—120/240 Vac | 2-pole—120/240 Vac Common Trip | 2-pole—240 Vac ■ Common Trip | Three-pole—240 Vac Common Trip |
|---------------------------------------|--------------------|--------------------------------|------------------------------|--------------------------------|
|                                       | Catalogue Number   | Catalogue Number               | Catalogue Number             | Catalogue Number               |
| <b>10,000 AIR</b>                     |                    |                                |                              |                                |
| 10                                    | QO110              | QO210                          | ...                          | QO310                          |
| 15                                    | QO115 ◆★           | QO215 ◆                        | QO215H                       | QO315 ◆                        |
| 20                                    | QO120 ◆★           | QO220 ◆                        | QO220H                       | QO320 ◆                        |
| 25                                    | QO125 ◆            | QO225 ◆                        | QO225H                       | QO325 ◆                        |
| 30                                    | QO130 ◆            | QO230 ◆                        | QO230H                       | QO330 ◆                        |
| 35                                    | QO135 ◆            | QO235 ◆                        | ...                          | QO335 ◆                        |
| 40                                    | QO140 ◆            | QO240 ◆                        | QO240H                       | QO340 ◆                        |
| 45                                    | QO145 ◆            | QO245 ◆                        | ...                          | QO345 ◆                        |
| 50                                    | QO150 ◆            | QO250 ◆                        | QO250H                       | QO350 ◆                        |
| 60                                    | QO160 ◆            | QO260 ◆                        | QO260H                       | QO360 ◆                        |
| 70                                    | QO170 ◆            | QO270 ◆                        | QO270H                       | QO370 ◆                        |
| 80                                    | ...                | QO280 ◆                        | QO280H                       | QO380 ◆                        |
| 90                                    | ...                | QO290 ◆                        | QO290H                       | QO390 ◆                        |
| 100                                   | ...                | QO2100 ◆                       | QO2100H                      | QO3100 ◆                       |
| 110                                   | ...                | QO2110 ◆                       | ...                          | ...                            |
| 125                                   | ...                | QO2125 ◆                       | ...                          | ...                            |
| 150                                   | ...                | ...                            | ...                          | ...                            |
| 175                                   | ...                | ...                            | ...                          | ...                            |
| 200                                   | ...                | ...                            | ...                          | ...                            |
| Molded Case Switch 60 A max.—240 Vac  | ...                | ...                            | QO200                        | QO300                          |
| Molded Case Switch 100 A max.—240 Vac | ...                | ...                            | QO2000△                      | QO3000△                        |

### 22,000 AIR

|     |            |             |     |             |
|-----|------------|-------------|-----|-------------|
| 15  | QO115VH ◆★ | QO215VH □◆  | ... | QO315VH □◆  |
| 20  | QO120VH ◆★ | QO220VH □◆  | ... | QO320VH □◆  |
| 25  | QO125VH ◆  | QO225VH □◆  | ... | QO325VH □◆  |
| 30  | QO130VH ◆  | QO230VH □◆  | ... | QO330VH □◆  |
| 40  | ...        | QO240VH □◆  | ... | QO340VH □◆  |
| 50  | ...        | QO250VH □◆  | ... | QO350VH □◆  |
| 60  | ...        | QO260VH □◆  | ... | QO360VH □◆  |
| 70  | ...        | QO270VH □◆  | ... | QO370VH □◆  |
| 80  | ...        | QO280VH □◆  | ... | QO380VH □◆  |
| 90  | ...        | QO290VH □◆  | ... | QO390VH □◆  |
| 100 | ...        | QO2100VH □◆ | ... | QO3100VH □◆ |
| 110 | ...        | QO2110VH □◆ | ... | ...         |
| 125 | ...        | QO2125VH □◆ | ... | ...         |
| 150 | ...        | ...         | ... | ...         |
| 175 | ...        | ...         | ... | ...         |
| 200 | ...        | ...         | ... | ...         |

### 42,000 AIR

|     |     |            |     |     |
|-----|-----|------------|-----|-----|
| 40  | ... | QOH240 ◆△  | ... | ... |
| 45  | ... | QOH245 ◆△  | ... | ... |
| 50  | ... | QOH250 ◆△  | ... | ... |
| 60  | ... | QOH260 ◆△  | ... | ... |
| 70  | ... | QOH270 ◆   | ... | ... |
| 80  | ... | QOH280 ◆   | ... | ... |
| 90  | ... | QOH290 ◆   | ... | ... |
| 100 | ... | QOH2100 ◆  | ... | ... |
| 110 | ... | QOH2110 ◆△ | ... | ... |
| 125 | ... | QOH2125 ◆  | ... | ... |

### 65,000 AIR

|    |          |          |     |          |
|----|----------|----------|-----|----------|
| 15 | QH115 ◆★ | QH215 ◆  | ... | QH315 ◆  |
| 20 | QH120 ◆★ | QH220 ◆  | ... | QH320 ◆  |
| 25 | QH125 ◆△ | QH225 ◆△ | ... | QH325 ◆△ |
| 30 | QH130 ◆  | QH230 ◆  | ... | QH330 ◆  |

▲ 10-30 A circuit breakers are suitable for use with 60°C or 75°C conductors. 35-125 A circuit breakers are suitable for use with 75°C conductors. ■ CSA Listed 5000 AIR on corner grounded Delta systems.

◆ CSA Listed as HACR type for use with air conditioning, heating and refrigeration equipment having motor group combinations and marked for use with HACR type circuit breakers.

★ CSA Listed as SWD (switching duty) rated. Suitable for switching 120 Vac fluorescent lighting loads.

▼ Requires four spaces (#1-300 kcmil Al/Cu). Not suitable for use in 3-phase panel. Use only in single phase panel rated 150 A or greater.

△ Order only. Contact your nearest Schneider Electric sales office.

□ CSA Listed for use ahead of QO, QO-GFI, QO-EPD, QOT, and QO-PL 10,000 AIR circuit breakers to permit their application at 22,000 A fault level.

◇ 100 A maximum branch mounted opposite.

\* See Digest Section DE1 for load centers, and this Section for panelboards and interiors.

Additional Information

Accessories ..... DE5-5

## Plug-On Circuit Breakers



1-pole  
QO-AFI



1-pole  
QO-GFI



2-pole  
QO-GFI



Two-wire  
QO-SWN



Three-wire  
QO-SWN



QO  
1-pole  
With Shunt Trip



QO-K Key  
Operated

**QO-HM** High magnetic trip circuit breakers are recommended for applications where high initial inrush may occur and for individual dimmer applications.

| Ampere Rating<br>▲        | 1-pole       |
|---------------------------|--------------|
|                           | Catalogue No |
| <b>120 Vac—10,000 AIR</b> |              |
| 15                        | QO115HM◆★    |
| 20                        | QO120HM◆★    |

**QO-AFI** QO Circuit Breakers with arc fault protection in accordance with UL1699.

| Ampere Rating<br>▲ | 1-pole 120 Vac   | 1-pole 120 Vac   |
|--------------------|------------------|------------------|
|                    | 10,000 AIR       | 22,000 AIR       |
|                    | 1 Space Required | 1 Space Required |
|                    | Catalogue No.    | Catalogue No.    |
| 15                 | QO115AFI★        | QO115VHAFI★      |
| 20                 | QO120AFI★        | QO120VHAFI★      |
| 15                 | QO115CAFI※       | .....            |
| 20                 | QO120CAFI※       | .....            |

**QO-GFI** QWIK-GARD® circuit breakers with Class A 4-6 mA ground fault protection.▼

| Ampere Rating<br>▲ | QWIK-GARD Circuit Breakers<br>With Ground Fault Circuit Interrupter |                  |                                   |
|--------------------|---|------------------|-----------------------------------|
|                    | 1-pole 120 Vac  |                  | 2-pole Common Trip<br>120/240 Vac |
|                    | 10,000 AIR  | 22,000 AIR       | 10,000 AIR                        |
|                    | 1 Space Required  | 1 Space Required | 2 Spaces Required                 |
|                    | Catalogue No.   | Catalogue No.    | Catalogue No.                     |
| 15                 | QO115GFI  | QO115VHGFI       | QO215GFI                          |
| 20                 | QO120GFI  | QO120VHGFI       | QO220GFI                          |
| 25                 | QO125GFI  | QO125VHGFI       | QO225GFI                          |
| 30                 | QO130GFI  | QO130VHGFI       | QO230GFI                          |
| 40                 | .....   | .....            | QO240GFI                          |
| 50                 | .....   | .....            | QO250GFI                          |
| 60                 | .....   | .....            | QO260GFI■                         |

**QO-EPD** QO-EPD circuit breakers provide overload and short circuit protection combined with Class B 30 mA ground fault protection.

| Ampere Rating<br>▲ | 1-pole 120 Vac   | 2-pole Common Trip<br>120/240 Vac |
|--------------------|------------------|-----------------------------------|
|                    | 10,000 AIR       | 10,000 AIR                        |
|                    | 1 Space Required | 2 Spaces Required                 |
|                    | Catalogue No.    | Catalogue No.                     |
| 15                 | QO115EPD         | QO215EPD                          |
| 20                 | QO120EPD         | QO220EPD                          |
| 25                 | QO125EPD         | QO225EPD                          |
| 30                 | QO130EPD         | QO230EPD                          |
| 40                 | .....            | QO240EPD                          |
| 50                 | .....            | QO250EPD                          |
| 60                 | .....            | QO260EPD■                         |

**QO-SWN** Switch Neutral Common Trip 2002 NEC® 514.11

| Ampere Rating<br>▲ | 2 Wire 120 Vac    | 3 Wire 120/240 Vac |
|--------------------|-------------------|--------------------|
|                    | 10,000 AIR        | 10,000 AIR         |
|                    | 2 Spaces Required | 3 Spaces Required  |
|                    | Catalogue No.     | Catalogue No.      |
| 10                 | QO210SWN          | QO310SWN           |
| 15                 | QO215SWN          | QO315SWN           |
| 20                 | QO220SWN          | QO320SWN           |
| 25                 | QO225SWN          | QO325SWN           |
| 30                 | QO230SWN          | QO330SWN           |
| 40                 | QO240SWN          | QO340SWN           |
| 50                 | QO250SWN          | QO350SWN           |

**QO-HID** QO-HID Circuit Breakers

HID circuit breakers are for use on circuits feeding fluorescent and high intensity discharge (HID) lighting systems such as mercury vapor, metal halide, or high pressure sodium.

| Ampere Rating<br>▲ | 1-pole<br>120/240 Vac | 2-pole Common Trip<br>120/240 Vac | 3-pole Common Trip<br>240 Vac |
|--------------------|-----------------------|-----------------------------------|-------------------------------|
|                    | 10,000 AIR            | 10,000 AIR                        | 10,000 AIR                    |
|                    | 1 Space Required      | 2 Spaces Required                 | 3 Spaces Required             |
|                    | Catalogue No.         | Catalogue No.                     | Catalogue No.                 |
| 15                 | QO115HID◆             | QO215HID                          | QO315HID                      |
| 20                 | QO120HID◆             | QO220HID                          | QO320HID                      |
| 25                 | QO125HID              | QO225HID                          | QO325HID                      |
| 30                 | QO130HID              | QO230HID                          | QO330HID                      |
| 40                 | QO140HID              | QO240HID                          | .....                         |
| 50                 | QO150HID              | QO250HID                          | .....                         |

**QO-K** Key operated QO circuit breakers can be turned ON or OFF or to RESET with a special key (Catalogue No. QOK10) included with the circuit breaker.

| 120 Vac—10,000 AIR (1 Space Required) |               |
|---------------------------------------|---------------|
| Ampere Rating<br>▲                    | Catalogue No. |
| 10                                    | QO110K        |
| 15                                    | QO115K        |
| 20                                    | QO120K        |
| 25                                    | QO125K        |
| 30                                    | QO130K        |

## Non-automatic Molded Case Switches

Miniature non-automatic switches have the same physical packaging as miniature circuit breakers, but open only when the handle is switched to the OFF position.

### 240 Vac 10,000 AIR 1 Space Required

| Ampere Rating | 2-pole        | 3-pole        |
|---------------|---------------|---------------|
|               | Catalogue No. | Catalogue No. |
| 60            | QO200         | QO300         |
| 100           | QO2000        | QO3000        |

No overcurrent protection or short circuit protection.



- ▲ 10–30 ampere breakers are suitable for use with 60°C or 75°C conductors. 35–60 ampere circuit breakers are suitable for use with 75°C conductors.
- Suitable only for feeding 240 Vac and 208 Vac 2 wire loads. Does not contain load neutral connection.
- ◆ CSA Listed as SWD (switching duty) rated. Suitable for switching 120 Vac fluorescent lighting loads.
- ★ CSA Listed as HACR type for use with air conditioning, heating and refrigeration equipment having motor group combinations and marked for use with HACR type circuit breakers.
- ▼ Do not connect to more than 250 feet of load conductor for the total one-way run to prevent nuisance tripping.
- ※ Combination AFCI devices provide protection against both high-energy parallel arcing (same as existing branch/feeder AFCI's) and low energy (5A) series arcing.

# Selection Information

## Miniature Circuit Breakers

Class 500, 600

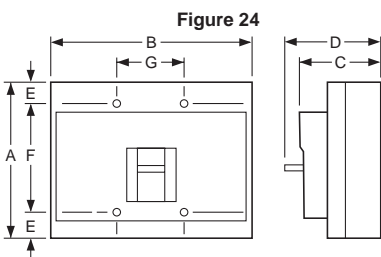
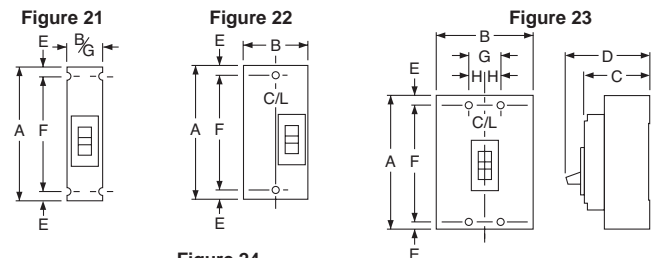
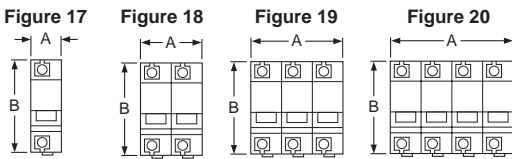
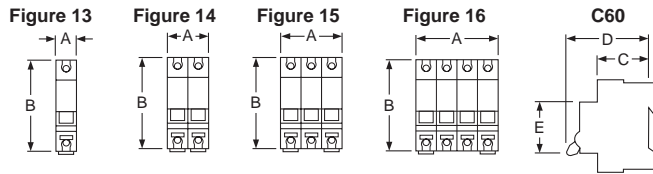
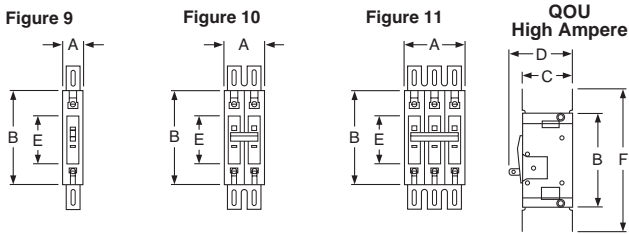
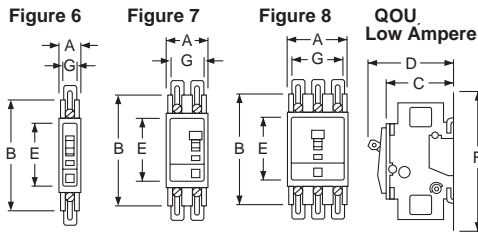
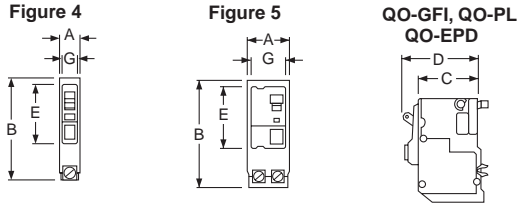
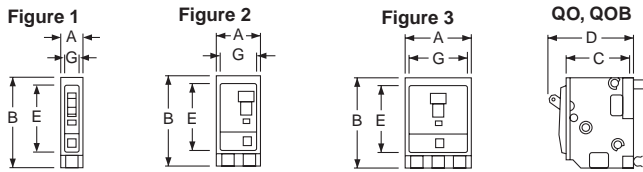
DE3 CIRCUIT BREAKERS

|                                     |              | CHOM Circuit Breakers   |          |          |          |       |       |             | QO™ Circuit Breakers   |        |        |                      |        |            |          |           |            |           |                 |       |       |       |       |       |       |       |     |    |    |
|-------------------------------------|--------------|---|----------|----------|----------|-------|-------|-------------|--|--------|--------|----------------------|--------|------------|----------|-----------|------------|-----------|-----------------|-------|-------|-------|-------|-------|-------|-------|-----|----|----|
|                                     |              |  |          |          |          |       |       |             |  |        |        |                      |        |            |          |           |            |           |                 |       |       |       |       |       |       |       |     |    |    |
| Circuit Breaker Type                | Plug-on      | CHOM  | CHOM-AFI | CHOM-GFI | CHOM-EPD | CHOMT | QO    | QO-H        | QO-VH  | QO-VH  | QO-VH  | QO-VH                | QH     | QOT        | QO-CAFI  | QO-VHAFI  | QO-GFI     | QO-VHGFI  | QO-EPD QO-EPE   |       |       |       |       |       |       |       |     |    |    |
|                                     | Bolt-on      | —   | —        | —        | —        | —     | QOB   | QOB-H       | —  | —      | —      | QOB-VH               | QHB    | —          | QOB-CAFI | QOB-VHAFI | QOB-GFI    | QOB-VHGFI | QOB-EPD QOB-EPE |       |       |       |       |       |       |       |     |    |    |
|                                     | Unit Mount   | —   | —        | —        | —        | —     | —     | —           | —  | —      | —      | —                    | —      | —          | —        | —         | —          | —         | —               | —     |       |       |       |       |       |       |     |    |    |
| Number of Poles                     | 1 2          | 1 2   | 1 2      | 1 2      | 1 2      | 1     | 1 2 3 | 2 1 2 3     | 2 1 2 3  | 1 2 3  | 1 2 3  | 1 2 3                | 1 2 3  | 1          | 1        | 1         | 1 2 3      | 1         | 1 2 3           |       |       |       |       |       |       |       |     |    |    |
| Current Range                       | 15-50        | 15-200  | 15-20    | 15-20    | 15-50    | 15-20 | 15-50 | 10-70       | 10-200   | 10-100 | 15-100 | 15-30                | 15-125 | 15-100     | 15-30    | 15-150    | 15-30      | 15-30     | 15-30           | 15-30 | 15-60 | 15-50 | 15-30 | 15-30 | 15-60 | 15-50 |     |    |    |
| Interrupting Ratings                |              |   |          |          |          |       |       |             |  |        |        |                      |        |            |          |           |            |           |                 |       |       |       |       |       |       |       |     |    |    |
| UL/CSA Rating (50/60 Hz)            | 120 Vac      | 10  | 10       | 10       | 10       | 10    | 10    | 10          | 10   | 10     | 10     | 10                   | 22     | 22         | 22       | 22        | 22         | 65        | 65              | 10    | 10    | 22    | 10    | 10    | —     | 22    | 10  | 10 | —  |
|                                     | 120/240 Vac  | 10  | 10       | —        | —        | 10    | —     | 10          | 10   | 10     | 10     | 10                   | 22     | 22         | 22       | 22        | 22         | 65        | 65              | 10    | —     | —     | —     | 10    | —     | —     | —   | 10 | —  |
|                                     | 208Y/120     | —   | —        | —        | —        | —     | —     | —           | —  | —      | —      | —                    | —      | —          | —        | —         | —          | —         | —               | —     | —     | —     | —     | —     | —     | —     | —   | —  | —  |
|                                     | 240 Vac ★    | —   | —        | —        | —        | —     | —     | —           | —  | —      | —      | 10                   | —      | —          | —        | —         | —          | —         | —               | —     | —     | —     | —     | —     | —     | —     | —   | —  | 10 |
|                                     | 277 Vac      | —   | —        | —        | —        | —     | —     | —           | —  | —      | —      | —                    | —      | —          | —        | —         | —          | —         | —               | —     | —     | —     | —     | —     | —     | —     | —   | —  | —  |
| DC Ratings                          | 480Y/277 Vac | —   | —        | —        | —        | —     | —     | —           | —  | —      | —      | —                    | —      | —          | —        | —         | —          | —         | —               | —     | —     | —     | —     | —     | —     | —     | —   | —  |    |
|                                     | 48 Vdc       | —   | —        | —        | —        | —     | —     | 5▼          | 5▼   | 5▼     | —      | —                    | —      | —          | —        | —         | —          | —         | —               | —     | —     | —     | —     | —     | —     | —     | —   | —  |    |
|                                     | 60 Vdc       | —   | —        | —        | —        | —     | —     | —           | —  | —      | —      | —                    | —      | —          | —        | —         | —          | —         | —               | —     | —     | —     | —     | —     | —     | —     | —   | —  |    |
|                                     | 65 Vdc       | —   | —        | —        | —        | —     | —     | —           | —  | —      | —      | —                    | —      | —          | —        | —         | —          | —         | —               | —     | —     | —     | —     | —     | —     | —     | —   | —  |    |
|                                     | 125 Vdc      | —   | —        | —        | —        | —     | —     | —           | —  | —      | —      | —                    | —      | —          | —        | —         | —          | —         | —               | —     | —     | —     | —     | —     | —     | —     | —   | —  |    |
| IEC 60947-2 (50/60 Hz)▼             | IEC (Icu)    | —   | —        | —        | —        | —     | —     | —           | —  | —      | —      | —                    | —      | —          | —        | —         | —          | —         | —               | —     | —     | —     | —     | —     | —     | —     | —   | —  |    |
| Special Ratings                     |              |   |          |          |          |       |       |             |  |        |        |                      |        |            |          |           |            |           |                 |       |       |       |       |       |       |       |     |    |    |
| CCC                                 |              | —   | —        | —        | —        | —     | —     | —           | —  | —      | —      | —                    | —      | —          | —        | —         | —          | —         | —               | —     | —     | —     | —     | —     | —     | —     | —   | —  |    |
| Fed. Specs W-C-375B/GEN             |              | X   | X        | X        | X        | X     | X     | X           | X  | —      | —      | —                    | X      | —          | —        | —         | —          | X         | —               | X     | X     | —     | X     | —     | —     | —     | X   | —  |    |
| Other Standard                      |              | HACR △ NOM  |          | HACR △   |          |       |       | HACR □ NOM  |  |        | HACR □ |                      |        | —          | —        | —         | HACR □     | —         | NOM             | —     | —     | —     | —     | —     | —     | —     | NOM |    |    |
| Accessories and Modifications       |              |   |          |          |          |       |       |             |  |        |        |                      |        |            |          |           |            |           |                 |       |       |       |       |       |       |       |     |    |    |
| Shunt Trip ◇                        |              | —   | —        | —        | —        | —     | —     | —           | X  | X      | X      | X                    | X      | X          | X        | X         | X          | X         | X               | X     | X     | X     | X     | X     | X     | X     | X   | X  |    |
| Undervoltage Trip                   |              | —   | —        | —        | —        | —     | —     | —           | —  | —      | —      | —                    | —      | —          | —        | —         | —          | —         | —               | —     | —     | —     | —     | —     | —     | —     | —   | —  |    |
| Auxiliary Switches ◇                |              | —   | —        | —        | —        | —     | —     | —           | X  | X      | X      | X                    | X      | X          | X        | X         | X          | X         | X               | X     | X     | X     | X     | X     | X     | X     | X   | X  |    |
| Alarm Switch ◇                      |              | —   | —        | —        | —        | —     | —     | —           | X  | X      | X      | X                    | X      | X          | X        | X         | X          | X         | X               | X     | X     | X     | X     | X     | X     | X     | X   | X  |    |
| Handle Operators                    |              | —   | —        | —        | —        | —     | —     | —           | —  | —      | —      | —                    | —      | —          | —        | —         | —          | —         | —               | —     | —     | —     | —     | —     | —     | —     | —   | —  |    |
| Handle Padlock Attachment           |              | X   | X        | X        | —        | —     | —     | X           | ▼  | X      | X      | X                    | X      | X          | X        | X         | X          | X         | X               | X     | X     | X     | X     | X     | X     | X     | X   | X  |    |
| Trip System Type                    |              |   |          |          |          |       |       |             |  |        |        |                      |        |            |          |           |            |           |                 |       |       |       |       |       |       |       |     |    |    |
| Thermal-magnetic                    |              | X   | X        | X        | X        | X     | X     | X           | X  | X      | X      | X                    | X      | X          | X        | X         | X          | X         | X               | X     | X     | X     | X     | X     | X     | X     | X   | X  |    |
| Molded Case Switch                  |              | —   | —        | —        | —        | —     | —     | —           | X  | X      | X      | —                    | —      | —          | —        | —         | —          | —         | —               | —     | —     | —     | —     | —     | —     | —     | —   |    |    |
| Dimensions (1P Unit Mount)          |              |   |          |          |          |       |       |             |  |        |        |                      |        |            |          |           |            |           |                 |       |       |       |       |       |       |       |     |    |    |
| Dimensions (1P Unit Mount) in. (mm) | Height       | 3.13 (79)   |          |          |          |       |       | 3.5 (89) ▲  |  |        |        |                      |        | 4.75 (121) |          |           | 4.12 (103) |           |                 |       |       |       |       |       |       |       |     |    |    |
|                                     | Width        | 1.00 (25)   |          |          |          |       |       | 0.75 (19) ▲ |  |        |        |                      |        |            |          |           |            |           |                 |       |       |       |       |       |       |       |     |    |    |
|                                     | Depth        | 2.98 (76)   |          |          |          |       |       | 2.92 (74) ▲ |  |        |        |                      |        |            |          |           |            |           |                 |       |       |       |       |       |       |       |     |    |    |
| Pages                               |              | Section DE1   |          |          |          |       |       |             |  |        |        | Pages DE3-10, DE3-11 |        |            |          |           |            |           |                 |       |       |       |       |       |       |       |     |    |    |

- ▲ See page DE3-54 for dimensions for: QOB2150VH, QOB3110VH, QOB3125VH and QOB3150VH.
- ◆ CHOMT tandem is 30 A maximum. CHOMT quad has 20 A maximum on outside poles, and 50 A maximum on the inside poles.
- ♦ AFI, EPD and GFI products are rated 60 Hz only.
- ★ 22 kA @ 240 Vac for 3P only.
- ▼ 1P and 2P, 10–70 A and 3P 10–60 A only.
- △ HACR on CHOM 1P 15–50 A and 2P 15–100 A
- HACR on QO, QOB 1P 10–70 A, 2P 15–100 A, 3P 10–100 A; QOB-VH 1P 15–70 A, 2P 15–125 A, 3P 15–100 A.
- ◇ Factory-installed option only.
- ☆ Factory-installed accessories are not available on QOB-VH 2P150 A and 3P 110–150 A.
- ▼ Handle padlock attachment available for CHOMT quad tandem only.
- 2P 150–200 A requires 4P width.

# Dimensions and Shipping Weights

## Miniature and Molded Case Circuit Breakers



### QO™, QOU, Multi 9™ Circuit Breakers

| Circuit Breaker Catalogue No. Prefix | No. Poles | Fig. No. | Dimensions—Inches |       |      |      |      |       |      |
|--------------------------------------|-----------|----------|-------------------|-------|------|------|------|-------|------|
|                                      |           |          | A                 | B     | C    | D    | E    | F     | G    |
| QO, QOB                              | 1         | 1        | 0.75              | 3.00▲ | 2.31 | 2.91 | 2.25 | ...   | 0.59 |
|                                      | 2         | 2        | 1.50              | 3.00▲ | 2.31 | 2.91 | 2.25 | ...   | 1.34 |
|                                      | 3         | 3        | 2.25              | 3.00▲ | 2.31 | 2.91 | 2.25 | ...   | 2.09 |
| QOB-VH 150 A<br>QOB-VH 110–150 A     | 2         | 2        | 3.0               | 5.72  | 2.53 | 4.90 | 3.78 | ...   | 2.85 |
|                                      | 3         | 3        | 4.50              | 5.72  | 2.53 | 4.90 | 3.78 | ...   | 4.35 |
| QO-PL<br>QO-GFI<br>QO-EPD            | 1         | 4        | 0.75              | 4.12■ | 2.31 | 2.91 | 2.25 | ...   | 0.59 |
|                                      | 2         | 5        | 1.50              | 4.12■ | 2.31 | 2.91 | 2.25 | ...   | 1.34 |
|                                      | 3         | 5        | 2.25              | 4.12■ | 2.31 | 2.91 | 2.25 | ...   | 2.09 |
| QOU<br>Low Ampere                    | 1         | 6        | 0.75              | 4.05♦ | 2.38 | 2.98 | 2.25 | 5.00▼ | 0.62 |
|                                      | 2         | 7        | 1.50              | 4.05♦ | 2.38 | 2.98 | 2.25 | 5.00▼ | 1.37 |
|                                      | 3         | 8        | 2.25              | 4.05★ | 2.38 | 2.98 | 2.25 | 5.00△ | 2.12 |
| QOU<br>High Ampere                   | 1         | 9        | 0.75              | 4.45  | 2.37 | 2.96 | 2.25 | 6.78  | ...  |
|                                      | 2         | 10       | 1.50              | 4.45  | 2.37 | 2.96 | 2.25 | 6.78  | ...  |
|                                      | 3         | 11       | 2.25              | 4.45  | 2.37 | 2.96 | 2.25 | 6.78  | ...  |
| Multi 9™ C60                         | 1         | 13       | 0.71              | 3.19  | 1.73 | 2.76 | 1.77 | —     | —    |
|                                      | 2         | 14       | 1.42              | 3.19  | 1.73 | 2.76 | 1.77 | —     | —    |
|                                      | 3         | 15       | 2.13              | 3.19  | 1.73 | 2.76 | 1.77 | —     | —    |
|                                      | 4         | 16       | 2.84              | 3.19  | 1.73 | 2.76 | 1.77 | —     | —    |

- ▲ 35–70 A is 3.12 in; 80–100 A 2-pole and 70–100 A 3-pole are 3.50 in.
- QO-PL is 4.55 in.
- ♦ 80–100 A 1-pole and 80–125 A 2-pole are 4.45 in.
- ★ 70–100 A 4.45 in.
- ▼ 80–100 A 1-pole and 80–125 A 2-pole are 6.78 in.
- △ 70–100 A is 6.78 in.

### QB, QD, QG, QJ, Q4, FA, FI, KI, LA, LH Circuit Breakers

| Circuit Breaker Catalogue No. Prefix | No. Poles | Fig. No. | Dimensions—Inches |      |      |      |      |      |      |      |
|--------------------------------------|-----------|----------|-------------------|------|------|------|------|------|------|------|
|                                      |           |          | A                 | B    | C    | D    | E    | F    | G    | H    |
| QB, QD,<br>QG, QJ                    | 2         | 22       | 6.47              | 3.00 | 3.02 | 3.93 | □    | 4.25 | ...  | ...  |
|                                      | 3         | 23       | 6.47              | 4.50 | 3.02 | 3.93 | □    | 4.25 | 1.50 | 0.75 |
| FAL, FHL                             | 1         | 21       | 6.00              | 1.50 | 3.16 | 4.13 | 0.44 | 5.13 | 1.50 | ...  |
|                                      | 2         | 22       | 6.00              | 3.00 | 3.16 | 4.13 | 0.44 | 5.13 | ...  | ...  |
|                                      | 3         | 23       | 6.00              | 4.50 | 3.16 | 4.13 | 0.44 | 5.13 | 1.50 | 0.75 |
| FIL, KIL                             | 2 & 3     | 23       | 8.00              | 4.50 | 3.66 | 4.75 | 0.44 | 7.13 | 1.50 | 0.75 |
| Q4L, LAL, LHL                        | 2 & 3     | 23       | 11.00             | 6.00 | 4.06 | 5.84 | 0.88 | 9.25 | 2.00 | 1.00 |

□ Dimensions E are 1.59 in at ON end and 0.63 in at OFF end.

### Shipping Weights ◊

| Frame Size     | Approx. Shipping Weight (Lbs.) | Frame Size | Approx. Shipping Weight (Lbs.) |
|----------------|--------------------------------|------------|--------------------------------|
| FAL, FHL 1P    | 2                              | KIL        | 9                              |
| FAL, FHL 2P    | 3                              | LAL, LHL   | 15                             |
| FAL, FHL 3P    | 5                              | LIL LXIL   | 25                             |
| FIL            | 8                              | Q4L        | 15                             |
| QB, QD, QG, QJ | 4                              |            |                                |

◊ All weights are for 3P circuit breakers unless otherwise noted.