

LED RetroFit 1'x4'



Now, it is easier than ever to save with our 1' x 4' RetroFit family.

The expanded 1'x4' RetroFit family takes modular assembly to another level. All our 1'x4' Retrofits now feature a modular connector that enables our Retrofits to be daisy-chained in longer lengths than ever before. 36 of our 16 Watt single tube products can be linked together and illuminated from one power source. Similarly 18 of our upgraded 32 Watt or 12 of our new 45 Watt products can be linked and powered from one source. They can be connected with either our dual connector or our 8" or 4' cables, giving you extreme layout flexibility.

All the 1'x4' products feature our powerful earth magnets to facilitate positioning while fixturing the products.

Make the simple upgrade and get 7 years of stable quality warrantied lighting from a shatter-proof RetroFit using as little as half the energy of your equivalent fluorescents.

Benefits

- 1 tube & 2 tube models
- 85,000-hour rated life; 7-year warranty
- Installs in minutes
- Universal 120-277V
- Designed to preserve the optical output and aesthetics of your fixture
- Shatterproof; safe for food service applications
- Can RetroFit 4' and 8' fixtures
- Suitable for damp locations

Markets

- Hospitality
- Hospitals
- Offices
- Restaurants
- Retail
- Schools

Applications

- Strip
- Wrap
- Retail Floor
- Corridor Lighting
- Task Area
- Cove Lighting

LITETRONICS®

6969 W. 73rd St.
Bedford Park, IL 60638
www.Litetronics.com

LED Retrofit

1'x4'

Technical Product Information

Average Rated Life: 85,000H¹


Line Frequency: 60Hz

CRI: 83

Power Factor: ≥0.95

Operating Temp: -5° to 95°F

Available by Special Order: 3000K



Part Number Matrix

XX (product family)	XX (wattage)	X (voltage)	X (connector)	XX (shape)	XX (color temperature)	X (series connect)
RF = LED Retrofit	16 = 16 watts 32 = 32 watts 45 = 45 watts	U = 120-277V	Q = QuickConnect H = Hardwire	T1 = 1'x4' Troffer	35 = 3500K 40 = 4000K 50 = 5000K	C = Connectable

Product Specifications

TYPE	WATTS	VOLTS	DESCRIPTION	ORDERING CODE	CCT (K)	RETROFIT LUMENS ³	LUMINAIRE LUMENS ²	
1X4, 1-LAMP	16	120-277	16W 1X4-1 LED RF QC 3500K	RF16UQT135C	3500	2,200	1,725	
			16W 1X4-1 LED RF QC 4000K	RF16UQT140C	4000			
			16W 1X4-1 LED RF QC 5000K	RF16UQT150C	5000			
1X4, 2-LAMP	32	120-277	32W 1X4-2 LED RF HW 3500K	RF32UHT135	3500	4,400	3,450	
			32W 1X4-2 LED RF HW 4000K	RF32UHT140	4000			
			32W 1X4-2 LED RF HW 5000K	RF32UHT150	5000			
			32W 1X4-2 LED RF QC 3500K	RF32UQT135C	3500			
			32W 1X4-2 LED RF QC 4000K	RF32UQT140C	4000			
			32W 1X4-2 LED RF QC 5000K	RF32UQT150C	5000			
	45		120-277	45W 1X4-2 LED RF HW 3500K	RF45UHT135	3500	6,300	4,800
				45W 1X4-2 LED RF HW 4000K	RF45UHT140	4000		
				45W 1X4-2 LED RF HW 5000K	RF45UHT150	5000		
			45W 1X4-2 LED RF QC 3500K	RF45UQT135C	3500			
			45W 1X4-2 LED RF QC 4000K	RF45UQT140C	4000			
			45W 1X4-2 LED RF QC 5000K	RF45UQT150C	5000			

³Production as of 9/1/2016

What's included in the box with LED Retrofit 1x4, 1-Lamp Connectable:

Power Cord with Male & Female Disconnect • 4 Self-tapping Screws • 2 Labels • 1 Snap Bushing • Installation Instructions

What's included in the box with LED Retrofit 1x4, 2-Lamp Connectable:

Magnetic Junction Box • Power Cord with Male & Female Disconnect • 4 Self-tapping Screws • 2 Labels • 1 Snap Bushing • Installation Instructions

What's included in the box with LED Retrofit 1x4, 2-Lamp Hardwire:

Power Cord with Male & Female Disconnect • 4 Self-tapping Screws • 2 Labels • 1 Snap Bushing • 1 Conduit with 14AWG Wires • Installation Instructions

¹ 85,000 hours based on 35°C ambient room temperature

² Based on Photometric testing consistent with IES LM-79 testing; Lumens will vary based on diffuser and fixture



Pat. 8,960,951 B1



LED RetroFit

1'x4' Accessories



IMAGE	MAX VOLTAGE	CURRENT CAPACITY	WEIGHT RATING	DESCRIPTION	ORDERING CODE	QTY/ CASE	ACCESSORY USE
A	-	-	25LBS	RETROFIT SUSPENSION KIT (5FT CABLES)	RFAXPVL5 *	10	READY-TO-USE KIT FOR SUSPENDING LED RETROFIT FOR STAND ALONE USE
B	277V	12A	-	4'- RETROFIT LAMP TO LAMP EXTENSION-WHITE	RFAC-4FT	10	CONNECT 2 RETROFITS TOGETHER WHEN LESS THAN OR EQUAL TO 4' APART
C	277V	12A	-	8"- RETROFIT LAMP TO LAMP EXTENSION-WHITE	RFAC-8IN	10	CONNECT 2 RETROFITS TOGETHER WHEN LESS THAN OR EQUAL TO 8"APART
D	277V	12A	-	RETROFIT DUAL CONNECTOR - WHITE	RFAC	10	BUTT CONNECT 2 RETROFITS TOGETHER TO CREATE 8' UNIT
E	-	-	-	20MM BI-METAL HOLE SAW INCLUDING ARBOR - WHITE	RFAHS-20	1	DRILL A 20MM HOLE THROUGH METAL FOR ELECTRICAL WIRING OF RETROFIT

* RetroFit Suspension Kit includes 2 of each V-hooks, cables(5ft) with loops and cable locks

Accessories Compatible with LED RetroFits

Non-Dimming Models:

RF16UQT1XXC
 RF32UQT1XXC
 RF32UHT1XX
 RF45UQT1XXC
 RF45UHT1XX



LED RetroFit 1'x4'



Now, it is easier than ever to save with our 1' x 4' RetroFit family.

The expanded 1'x4' RetroFit family takes modular assembly to another level. All our 1'x4' Retrofits now feature a modular connector that enables our Retrofits to be daisy-chained in longer lengths than ever before. 36 of our 16 Watt single tube products can be linked together and illuminated from one power source. Similarly 18 of our upgraded 32 Watt or 12 of our new 45 Watt products can be linked and powered from one source. They can be connected with either our dual connector or our 8" or 4' cables, giving you extreme layout flexibility.

All the 1'x4' products feature our powerful earth magnets to facilitate positioning while fixturing the products.

Make the simple upgrade and get 7 years of stable quality warrantied lighting from a shatter-proof RetroFit using as little as half the energy of your equivalent fluorescents.

Benefits

- 1 tube & 2 tube models
- 85,000-hour rated life; 7-year warranty
- Installs in minutes
- Universal 120-277V
- Designed to preserve the optical output and aesthetics of your fixture
- Shatterproof; safe for food service applications
- Can RetroFit 4' and 8' fixtures
- Suitable for damp locations

Markets

- Hospitality
- Hospitals
- Offices
- Restaurants
- Retail
- Schools

Applications

- Strip
- Wrap
- Retail Floor
- Corridor Lighting
- Task Area
- Cove Lighting

LITETRONICS®

6969 W. 73rd St.
Bedford Park, IL 60638
www.Litetronics.com

LED Retrofit

1'x4'

Technical Product Information

Average Rated Life: 85,000H¹


Line Frequency: 60Hz

CRI: 83

Power Factor: ≥0.95

Operating Temp: -5° to 95°F

Available by Special Order: 3000K



Part Number Matrix

XX (product family)	XX (wattage)	X (voltage)	X (connector)	XX (shape)	XX (color temperature)	X (series connect)
RF = LED Retrofit	16 = 16 watts 32 = 32 watts 45 = 45 watts	U = 120-277V	Q = QuickConnect H = Hardwire	T1 = 1'x4' Troffer	35 = 3500K 40 = 4000K 50 = 5000K	C = Connectable

Product Specifications

TYPE	WATTS	VOLTS	DESCRIPTION	ORDERING CODE	CCT (K)	RETROFIT LUMENS ³	LUMINAIRE LUMENS ²	
1X4, 1-LAMP	16	120-277	16W 1X4-1 LED RF QC 3500K	RF16UQT135C	3500	2,200	1,725	
			16W 1X4-1 LED RF QC 4000K	RF16UQT140C	4000			
			16W 1X4-1 LED RF QC 5000K	RF16UQT150C	5000			
1X4, 2-LAMP	32	120-277	32W 1X4-2 LED RF HW 3500K	RF32UHT135	3500	4,400	3,450	
			32W 1X4-2 LED RF HW 4000K	RF32UHT140	4000			
			32W 1X4-2 LED RF HW 5000K	RF32UHT150	5000			
			32W 1X4-2 LED RF QC 3500K	RF32UQT135C	3500			
			32W 1X4-2 LED RF QC 4000K	RF32UQT140C	4000			
			32W 1X4-2 LED RF QC 5000K	RF32UQT150C	5000			
	45		120-277	45W 1X4-2 LED RF HW 3500K	RF45UHT135	3500	6,300	4,800
				45W 1X4-2 LED RF HW 4000K	RF45UHT140	4000		
				45W 1X4-2 LED RF HW 5000K	RF45UHT150	5000		
			45W 1X4-2 LED RF QC 3500K	RF45UQT135C	3500			
			45W 1X4-2 LED RF QC 4000K	RF45UQT140C	4000			
			45W 1X4-2 LED RF QC 5000K	RF45UQT150C	5000			

³Production as of 9/1/2016

What's included in the box with LED Retrofit 1x4, 1-Lamp Connectable:

Power Cord with Male & Female Disconnect • 4 Self-tapping Screws • 2 Labels • 1 Snap Bushing • Installation Instructions

What's included in the box with LED Retrofit 1x4, 2-Lamp Connectable:

Magnetic Junction Box • Power Cord with Male & Female Disconnect • 4 Self-tapping Screws • 2 Labels • 1 Snap Bushing • Installation Instructions

What's included in the box with LED Retrofit 1x4, 2-Lamp Hardwire:

Power Cord with Male & Female Disconnect • 4 Self-tapping Screws • 2 Labels • 1 Snap Bushing • 1 Conduit with 14AWG Wires • Installation Instructions

¹ 85,000 hours based on 35°C ambient room temperature

² Based on Photometric testing consistent with IES LM-79 testing; Lumens will vary based on diffuser and fixture



Pat. 8,960,951 B1



LED RetroFit

1'x4' Accessories




IMAGE	MAX VOLTAGE	CURRENT CAPACITY	WEIGHT RATING	DESCRIPTION	ORDERING CODE	QTY/ CASE	ACCESSORY USE
A	-	-	25LBS	RETROFIT SUSPENSION KIT (5FT CABLES)	RFAXPVL5 *	10	READY-TO-USE KIT FOR SUSPENDING LED RETROFIT FOR STAND ALONE USE
B	277V	12A	-	4'- RETROFIT LAMP TO LAMP EXTENSION-WHITE	RFAC-4FT	10	CONNECT 2 RETROFITS TOGETHER WHEN LESS THAN OR EQUAL TO 4' APART
C	277V	12A	-	8"- RETROFIT LAMP TO LAMP EXTENSION-WHITE	RFAC-8IN	10	CONNECT 2 RETROFITS TOGETHER WHEN LESS THAN OR EQUAL TO 8"APART
D	277V	12A	-	RETROFIT DUAL CONNECTOR - WHITE	RFAC	10	BUTT CONNECT 2 RETROFITS TOGETHER TO CREATE 8' UNIT
E	-	-	-	20MM BI-METAL HOLE SAW INCLUDING ARBOR - WHITE	RFAHS-20	1	DRILL A 20MM HOLE THROUGH METAL FOR ELECTRICAL WIRING OF RETROFIT

* RetroFit Suspension Kit includes 2 of each V-hooks, cables(5ft) with loops and cable locks

Accessories Compatible with LED RetroFits

Non-Dimming Models:

RF16UQT1XXC
 RF32UQT1XXC
 RF32UHT1XX
 RF45UQT1XXC
 RF45UHT1XX

