

HW

Technical Specifications - RJ Series

RJ

Raised Cover "HW" configuration - Hinged, 2 cover screws



HW Construction

Material	Hot compression molded fiberglass reinforced polyester
Gasket	Poured polyurethane seamless gasket provides watertight, dust-tight environmental seal
Pan head screws	Minimizes protruding surfaces
Stainless Steel Hardware	300 Series stainless used on all external hardware
Molded in Mounting Flange	Integral flange molded in place for ease of mounting
Mounting Bosses	Panel mounting capability for fixed rear panel
Metal inserts	Back panel utilizes threaded brass inserts accepting 10-32 screws
Soft Edge Design	Rounded edges, minimal protrusions or exposed pocket areas for assembly of dust and debris
Raised cover	Extended depth in cover

HW Industry Standards

UL/cUL 50	File E64358 Type 1, 3R, 4X, 6P, 12
NEMA 250	Type 1, 3R, 4X, 6P, 12
CSA Std C22.2	File LR069014 Type 1, 3R, 4X, 6P, 12
Temperature Range	(-76°F to +274°F) (-60°C to +134°C)
Flammability Rating	UL94-5V
Self Extinguishing	Non-halogenated, Non-flame propagating
Chemical Resistance	Full chemical resistance charts listed in appendix
NFPA No. 101 Flame Spread	Class A (1)

NOTES:

HW Accessories

Back Panels

Aluminum	BP__AL	pg. 149 - 150
Fiberglass	BP__FG	pg. 149 - 150
Stainless Steel	BP__SS	pg. 149 - 150
Painted Carbon Steel	BP__CS	pg. 149 - 150

Accessories

Drain & Breather Vents	pg. 144, 146
Hole Plugs	pg. 145
Assorted Hubs and Cord Grips	pg. 145, 148
All Other Accessories	pg. 144 - 159

HW Modifications

Custom Colors	pg. 12 - 13
Silk Screening	pg. 12 - 13
EMI/RFI Shielding	pg. 12 - 13
Custom Window	pg. 12 - 13
Custom Cutouts/Holes	pg. 12 - 13

Technical Specifications - RJ Series

Raised Cover "HPL" configuration - Hinged, padlock latch



HPL Construction

Material	Hot compression molded fiberglass reinforced polyester
Gasket	Poured polyurethane seamless gasket provides watertight, dust-tight environmental seal
Stainless Steel Hardware	300 Series stainless used on all external hardware
Molded in Mounting Flange	Integral flange molded in place for ease of mounting
Mounting Bosses	Panel mounting capability for fixed rear panel
Metal inserts	Back panel utilizes threaded brass inserts accepting 10-32 screws
Soft Edge Design	Rounded edges, minimal protrusions or exposed pocket areas for assembly of dust and debris
Raised cover	Extended depth in cover

HPL Industry Standards

UL/cUL 50	File E64358 Type 1, 3R, 4X, 6P, 12
NEMA 250	Type 1, 3R, 4X, 6P, 12
CSA Std C22.2	File LR069014 Type 1, 3R, 4X, 6P, 12
Temperature Range	(-76°F to +274°F) (-60°C to +134°C)
Flammability Rating	UL94-5V
Self Extinguishing	Non-halogenated, Non-flame propagating
Chemical Resistance	Full chemical resistance charts listed in appendix
NFPA No. 101 Flame Spread	Class A (1)

NOTES:

HPL Accessories

Back Panels

Aluminum	BP_AL	pg. 149 - 150
Fiberglass	BP_FG	pg. 149 - 150
Stainless Steel	BP_SS	pg. 149 - 150
Painted Carbon Steel	BP_CS	pg. 149 - 150

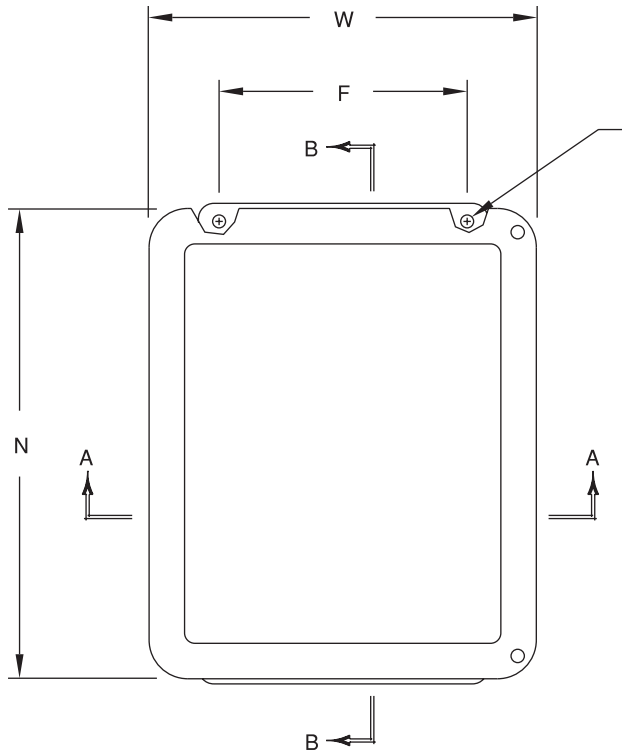
Accessories

Drain & Breather Vents	pg. 144, 146
Hole Plugs	pg. 145
Assorted Hubs and Cord Grips	pg. 145, 148
All Other Accessories	pg. 144 - 159

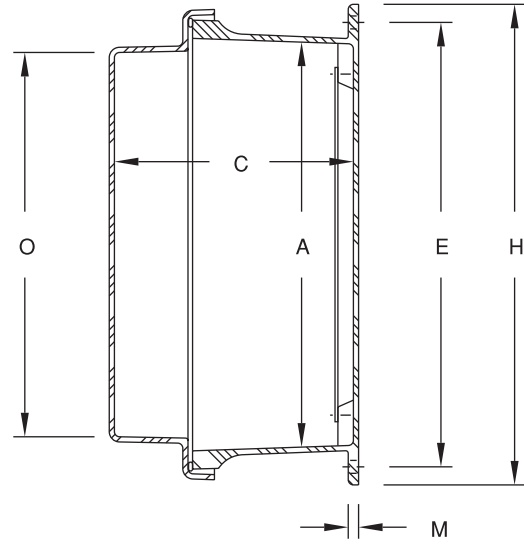
HPL Modifications

Custom Colors	pg. 12 - 13
Silk Screening	pg. 12 - 13
EMI/RFI Shielding	pg. 12 - 13
Custom Window	pg. 12 - 13
Custom Cutouts/Holes	pg. 12 - 13

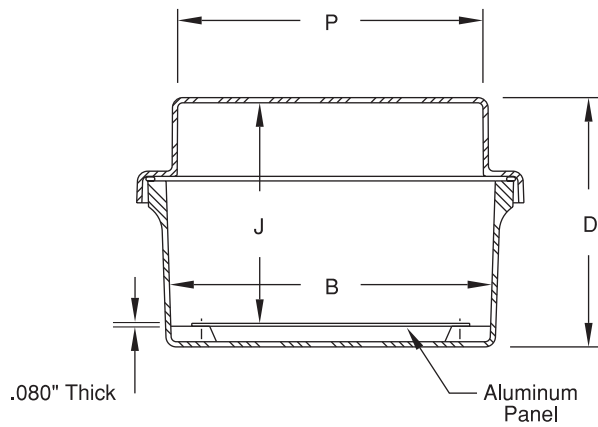
RJ Series Opaque Cover Technical Drawings



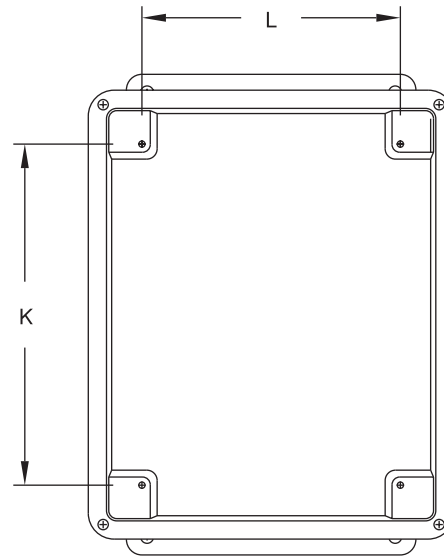
HOLE DIA.
4 PLC'S.



SECTION B-B



SECTION A-A



FRONT VIEW
WITHOUT COVER

RJ Series Opaque Cover Technical Drawings

RJ Series Opaque Cover Enclosures

SIZE ID NUMBER	OVERALL H X W X D	INSIDE A X B X C	MOUNTING E X F	J	K	L	M	N	O	P	HOLE DIA.	SHIPPING WEIGHT	PANEL NUMBER
RJ604W RJ604HW RJ604HLL RJ604HPL	7.47 x 5.47 x 6.21 (190 x 139 x 158)	5.84 x 3.85 x 5.95 (148 x 98 x 151)	6.75 x 2.00 (171 x 51)	5.51 (140)	4.25 (108)	2.25 (57)	0.25 (6)	7.45 (189)	5.31 (135)	3.34 (85)	0.31 (8)	2.60 lbs.	BP64*
RJ606W RJ606HW RJ606HLL RJ606HPL	7.50 x 7.53 x 6.32 (191 x 191 x 161)	5.72 x 5.72 x 5.97 (145 x 145 x 152)	6.75 x 4.00 (171 x 101)	5.49 (139)	4.25 (108)	4.25 (108)	0.25 (6)	7.53 (191)	5.34 (136)	5.31 (135)	0.31 (8)	3.10 lbs.	BP66*
RJ806W RJ806HW RJ806HLL RJ806HPL	9.63 x 7.52 x 6.20 (245 x 191 x 158)	7.73 x 5.74 x 5.95 (196 x 146 x 151)	8.88 x 4.00 (225 x 101)	5.49 (139)	6.25 (159)	4.25 (108)	0.25 (6)	9.36 (238)	7.25 (185)	5.28 (134)	0.31 (8)	3.70 lbs.	BP86*
RJ808W RJ808HW RJ808HPL	9.56 x 9.38 x 6.25 (243 x 238 x 159)	7.73 x 7.73 x 6.00 (196 x 196 x 152)	8.75 x 6.00 (222 x 152)	5.42 (138)	6.25 (159)	6.25 (159)	0.25 (6)	9.38 (238)	7.17 (182)	7.17 (182)	0.31 (8)	4.20 lbs.	BP88*
RJ1008W RJ1008HW RJ1008HLL RJ1008HPL	11.63 x 9.37 x 6.58 (295 x 238 x 167)	9.73 x 7.73 x 6.33 (247 x 196 x 161)	10.75 x 6.00 (273 x 152)	5.87 (149)	8.25 (209)	6.25 (159)	0.25 (6)	11.38 (289)	9.3 (236)	7.38 (188)	0.31 (8)	5.20 lbs.	BP108*
RJ1210W RJ1210HW RJ1210HLL RJ1210W	13.56 x 11.43 x 6.58 (344 x 291 x 167)	11.79 x 9.80 x 6.32 (299 x 249 x 161)	12.75 x 8.00 (324 x 203)	5.87 (149)	10.25 (260)	8.25 (210)	0.25 (6)	13.41 (341)	11.2 (284)	9.23 (234)	0.31 (8)	6.70 lbs.	BP1210*
RJ1212W RJ1212HW RJ1212HLL RJ1212HPL	13.56 x 13.38 x 7.72 (344 x 340 x 196)	11.70 x 11.70 x 7.47 (297 x 297 x 190)	12.75 x 10.00 (324 x 254)	6.89 (175)	10.25 (260)	10.25 (260)	0.25 (6)	13.38 (340)	11.17 (284)	11.17 (284)	0.31 (8)	8.90 lbs.	BP1212*
RJ1412W RJ1412HW RJ1412HLL RJ1412HPL	15.50 x 13.38 x 7.69 (394 x 340 x 195)	13.50 x 11.52 x 7.45 (343 x 293 x 189)	14.63 x 10.00 (372 x 254)	6.86 (174)	12.25 (311)	10.25 (260)	0.25 (6)	15.42 (392)	13.2 (335)	11.16 (284)	0.31 (8)	10.20 lbs.	BP1412*
RJ1614W RJ1614HW RJ1614HLL RJ1614HPL	17.53 x 15.43 x 7.68 (445 x 392 x 195)	15.60 x 13.56 x 7.45 (396 x 344 x 189)	16.75 x 12.00 (425 x 305)	6.85 (174)	14.25 (362)	12.25 (311)	0.25 (6)	17.43 (443)	15.2 (386)	13.24 (336)	0.31 (8)	12.30 lbs.	BP1614*
RJ1816W RJ1816HW RJ1816HLL RJ1816HPL	19.63 x 17.48 x 10.63 (499 x 444 x 270)	17.69 x 15.69 x 10.31 (449 x 399 x 262)	18.88 x 12.00 (479 x 305)	9.86 (250)	16.25 (413)	14.25 (362)	0.25 (6)	19.49 (495)	17.25 (438)	15.25 (387)	0.31 (8)	19.50 lbs.	BP1816*
RJ2016W RJ2016HW RJ2016HLL RJ2016HPL	22.00 x 17.56 x 10.63 (559 x 446 x 270)	19.72 x 15.72 x 10.33 (501 x 399 x 262)	21.25 x 10.00 (540 x 254)	9.86 (250)	18.25 (464)	14.25 (362)	0.25 (6)	21.56 (548)	19.31 (490)	15.39 (391)	0.31 (8)	21.40 lbs.	BPJ2016*

All measures are in inches, items in parentheses are in millimeters.

* Panel ordered separately.

HW

Technical Specifications - RJ Series

RJ

Raised Cover "HW" configuration - Hinged, 2 cover screws



HW Construction

Material	Hot compression molded fiberglass reinforced polyester
Gasket	Poured polyurethane seamless gasket provides watertight, dust-tight environmental seal
Pan head screws	Minimizes protruding surfaces
Stainless Steel Hardware	300 Series stainless used on all external hardware
Molded in Mounting Flange	Integral flange molded in place for ease of mounting
Mounting Bosses	Panel mounting capability for fixed rear panel
Metal inserts	Back panel utilizes threaded brass inserts accepting 10-32 screws
Soft Edge Design	Rounded edges, minimal protrusions or exposed pocket areas for assembly of dust and debris
Raised cover	Extended depth in cover

HW Industry Standards

UL/cUL 50	File E64358 Type 1, 3R, 4X, 6P, 12
NEMA 250	Type 1, 3R, 4X, 6P, 12
CSA Std C22.2	File LR069014 Type 1, 3R, 4X, 6P, 12
Temperature Range	(-76°F to +274°F) (-60°C to +134°C)
Flammability Rating	UL94-5V
Self Extinguishing	Non-halogenated, Non-flame propagating
Chemical Resistance	Full chemical resistance charts listed in appendix
NFPA No. 101 Flame Spread	Class A (1)

NOTES:

HW Accessories

Back Panels

Aluminum	BP__AL	pg. 149 - 150
Fiberglass	BP__FG	pg. 149 - 150
Stainless Steel	BP__SS	pg. 149 - 150
Painted Carbon Steel	BP__CS	pg. 149 - 150

Accessories

Drain & Breather Vents	pg. 144, 146
Hole Plugs	pg. 145
Assorted Hubs and Cord Grips	pg. 145, 148
All Other Accessories	pg. 144 - 159

HW Modifications

Custom Colors	pg. 12 - 13
Silk Screening	pg. 12 - 13
EMI/RFI Shielding	pg. 12 - 13
Custom Window	pg. 12 - 13
Custom Cutouts/Holes	pg. 12 - 13

Technical Specifications - RJ Series

Raised Cover "HPL" configuration - Hinged, padlock latch



HPL Construction

Material	Hot compression molded fiberglass reinforced polyester
Gasket	Poured polyurethane seamless gasket provides watertight, dust-tight environmental seal
Stainless Steel Hardware	300 Series stainless used on all external hardware
Molded in Mounting Flange	Integral flange molded in place for ease of mounting
Mounting Bosses	Panel mounting capability for fixed rear panel
Metal inserts	Back panel utilizes threaded brass inserts accepting 10-32 screws
Soft Edge Design	Rounded edges, minimal protrusions or exposed pocket areas for assembly of dust and debris
Raised cover	Extended depth in cover

HPL Industry Standards

UL/cUL 50	File E64358 Type 1, 3R, 4X, 6P, 12
NEMA 250	Type 1, 3R, 4X, 6P, 12
CSA Std C22.2	File LR069014 Type 1, 3R, 4X, 6P, 12
Temperature Range	(-76°F to +274°F) (-60°C to +134°C)
Flammability Rating	UL94-5V
Self Extinguishing	Non-halogenated, Non-flame propagating
Chemical Resistance	Full chemical resistance charts listed in appendix
NFPA No. 101 Flame Spread	Class A (1)

NOTES:

HPL Accessories

Back Panels

Aluminum	BP_AL	pg. 149 - 150
Fiberglass	BP_FG	pg. 149 - 150
Stainless Steel	BP_SS	pg. 149 - 150
Painted Carbon Steel	BP_CS	pg. 149 - 150

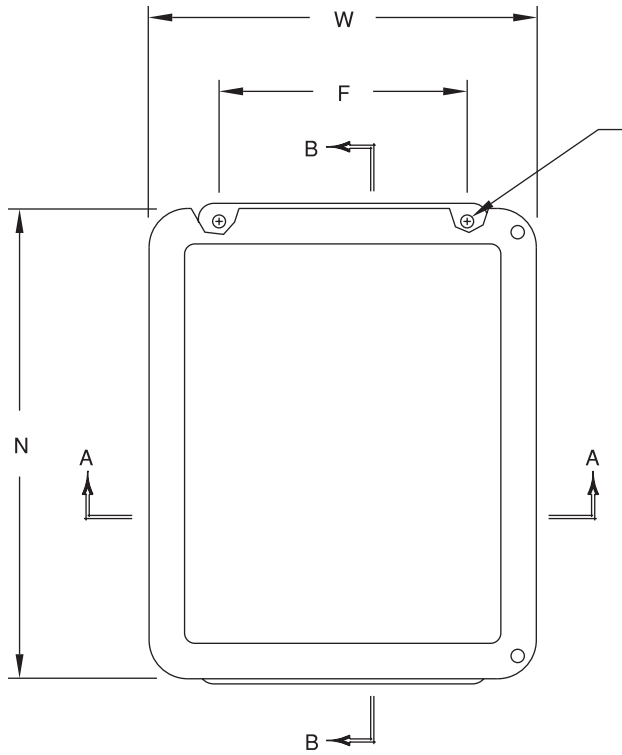
Accessories

Drain & Breather Vents	pg. 144, 146
Hole Plugs	pg. 145
Assorted Hubs and Cord Grips	pg. 145, 148
All Other Accessories	pg. 144 - 159

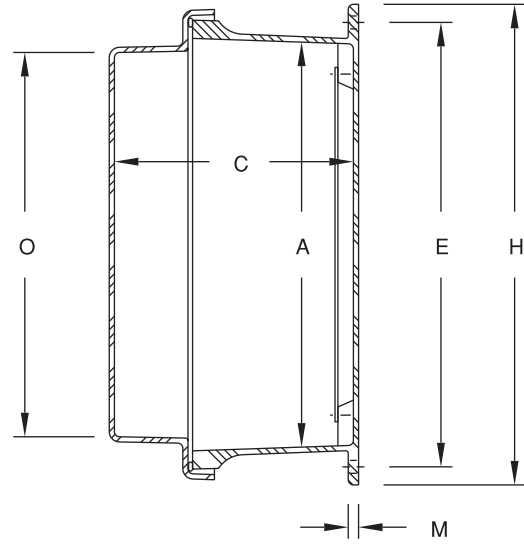
HPL Modifications

Custom Colors	pg. 12 - 13
Silk Screening	pg. 12 - 13
EMI/RFI Shielding	pg. 12 - 13
Custom Window	pg. 12 - 13
Custom Cutouts/Holes	pg. 12 - 13

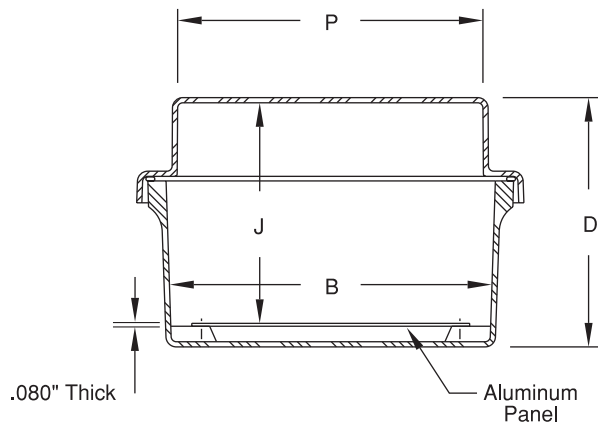
RJ Series Opaque Cover Technical Drawings



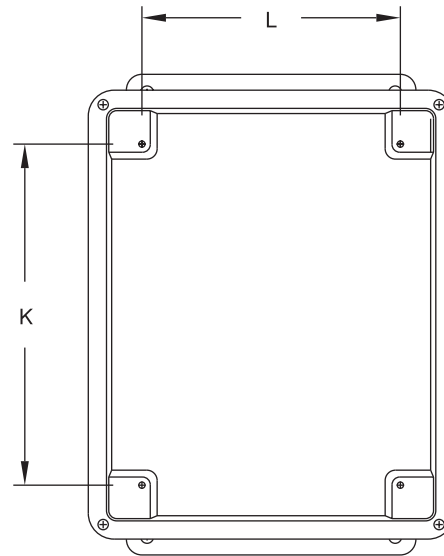
HOLE DIA.
4 PLC'S.



SECTION B-B



SECTION A-A



FRONT VIEW
WITHOUT COVER

RJ Series Opaque Cover Technical Drawings

RJ Series Opaque Cover Enclosures

SIZE ID NUMBER	OVERALL H X W X D	INSIDE A X B X C	MOUNTING E X F	J	K	L	M	N	O	P	HOLE DIA.	SHIPPING WEIGHT	PANEL NUMBER
RJ604W RJ604HW RJ604HLL RJ604HPL	7.47 x 5.47 x 6.21 (190 x 139 x 158)	5.84 x 3.85 x 5.95 (148 x 98 x 151)	6.75 x 2.00 (171 x 51)	5.51 (140)	4.25 (108)	2.25 (57)	0.25 (6)	7.45 (189)	5.31 (135)	3.34 (85)	0.31 (8)	2.60 lbs.	BP64*
RJ606W RJ606HW RJ606HLL RJ606HPL	7.50 x 7.53 x 6.32 (191 x 191 x 161)	5.72 x 5.72 x 5.97 (145 x 145 x 152)	6.75 x 4.00 (171 x 101)	5.49 (139)	4.25 (108)	4.25 (108)	0.25 (6)	7.53 (191)	5.34 (136)	5.31 (135)	0.31 (8)	3.10 lbs.	BP66*
RJ806W RJ806HW RJ806HLL RJ806HPL	9.63 x 7.52 x 6.20 (245 x 191 x 158)	7.73 x 5.74 x 5.95 (196 x 146 x 151)	8.88 x 4.00 (225 x 101)	5.49 (139)	6.25 (159)	4.25 (108)	0.25 (6)	9.36 (238)	7.25 (185)	5.28 (134)	0.31 (8)	3.70 lbs.	BP86*
RJ808W RJ808HW RJ808HPL	9.56 x 9.38 x 6.25 (243 x 238 x 159)	7.73 x 7.73 x 6.00 (196 x 196 x 152)	8.75 x 6.00 (222 x 152)	5.42 (138)	6.25 (159)	6.25 (159)	0.25 (6)	9.38 (238)	7.17 (182)	7.17 (182)	0.31 (8)	4.20 lbs.	BP88*
RJ1008W RJ1008HW RJ1008HLL RJ1008HPL	11.63 x 9.37 x 6.58 (295 x 238 x 167)	9.73 x 7.73 x 6.33 (247 x 196 x 161)	10.75 x 6.00 (273 x 152)	5.87 (149)	8.25 (209)	6.25 (159)	0.25 (6)	11.38 (289)	9.3 (236)	7.38 (188)	0.31 (8)	5.20 lbs.	BP108*
RJ1210W RJ1210HW RJ1210HLL RJ1210W	13.56 x 11.43 x 6.58 (344 x 291 x 167)	11.79 x 9.80 x 6.32 (299 x 249 x 161)	12.75 x 8.00 (324 x 203)	5.87 (149)	10.25 (260)	8.25 (210)	0.25 (6)	13.41 (341)	11.2 (284)	9.23 (234)	0.31 (8)	6.70 lbs.	BP1210*
RJ1212W RJ1212HW RJ1212HLL RJ1212HPL	13.56 x 13.38 x 7.72 (344 x 340 x 196)	11.70 x 11.70 x 7.47 (297 x 297 x 190)	12.75 x 10.00 (324 x 254)	6.89 (175)	10.25 (260)	10.25 (260)	0.25 (6)	13.38 (340)	11.17 (284)	11.17 (284)	0.31 (8)	8.90 lbs.	BP1212*
RJ1412W RJ1412HW RJ1412HLL RJ1412HPL	15.50 x 13.38 x 7.69 (394 x 340 x 195)	13.50 x 11.52 x 7.45 (343 x 293 x 189)	14.63 x 10.00 (372 x 254)	6.86 (174)	12.25 (311)	10.25 (260)	0.25 (6)	15.42 (392)	13.2 (335)	11.16 (284)	0.31 (8)	10.20 lbs.	BP1412*
RJ1614W RJ1614HW RJ1614HLL RJ1614HPL	17.53 x 15.43 x 7.68 (445 x 392 x 195)	15.60 x 13.56 x 7.45 (396 x 344 x 189)	16.75 x 12.00 (425 x 305)	6.85 (174)	14.25 (362)	12.25 (311)	0.25 (6)	17.43 (443)	15.2 (386)	13.24 (336)	0.31 (8)	12.30 lbs.	BP1614*
RJ1816W RJ1816HW RJ1816HLL RJ1816HPL	19.63 x 17.48 x 10.63 (499 x 444 x 270)	17.69 x 15.69 x 10.31 (449 x 399 x 262)	18.88 x 12.00 (479 x 305)	9.86 (250)	16.25 (413)	14.25 (362)	0.25 (6)	19.49 (495)	17.25 (438)	15.25 (387)	0.31 (8)	19.50 lbs.	BP1816*
RJ2016W RJ2016HW RJ2016HLL RJ2016HPL	22.00 x 17.56 x 10.63 (559 x 446 x 270)	19.72 x 15.72 x 10.33 (501 x 399 x 262)	21.25 x 10.00 (540 x 254)	9.86 (250)	18.25 (464)	14.25 (362)	0.25 (6)	21.56 (548)	19.31 (490)	15.39 (391)	0.31 (8)	21.40 lbs.	BPJ2016*

All measures are in inches, items in parentheses are in millimeters.

* Panel ordered separately.