

# Technical Specifications - RJ Series

*Raised Cover "W" configuration - 4 cover screws, lift off cover*



## NOTES:

### W Construction

<b>Material</b>	Hot compression molded fiberglass reinforced polyester
<b>Gasket</b>	Poured polyurethane seamless gasket provides watertight, dust-tight environmental seal
<b>Pan head screws</b>	Minimizes protruding surfaces
<b>Stainless Steel Hardware</b>	300 Series stainless used on all external hardware
<b>Molded in Mounting Flange</b>	Integral flange molded in place for ease of mounting
<b>Mounting Bosses</b>	Panel mounting capability for fixed rear panel
<b>Metal inserts</b>	Back panel utilizes threaded brass inserts accepting 10-32 screws
<b>Soft Edge Design</b>	Rounded edges, minimal protrusions or exposed pocket areas for assembly of dust and debris
<b>Cover retention chain</b>	Stainless steel beaded chain for securing cover after lift off
<b>Raised Cover</b>	Extended depth in cover

### W Industry Standards

<b>UL/cUL 50</b>	File E64358 Type 1, 3R, 4X, 6P, 12
<b>NEMA 250</b>	Type 1, 3R, 4X, 6P, 12
<b>CSA Std C22.2</b>	File LR069014 Type 1, 3R, 4X, 6P, 12
<b>Temperature Range</b>	(-76°F to +274°F) (-60°C to +134°C)
<b>Flammability Rating</b>	UL94-5V
<b>Self Extinguishing</b>	Non-halogenated, Non-flame propagating
<b>Chemical Resistance</b>	Full chemical resistance charts listed in appendix
<b>NFPA No. 101 Flame Spread</b>	Class A (1)

### W Accessories

#### Back Panels

<b>Aluminum</b>	BP_AL	pg. 149 - 150
<b>Fiberglass</b>	BP_FG	pg. 149 - 150
<b>Stainless Steel</b>	BP_SS	pg. 149 - 150
<b>Painted Carbon Steel</b>	BP_CS	pg. 149 - 150

#### Accessories

<b>Drain &amp; Breather Vents</b>	pg. 144, 146
<b>Hole Plugs</b>	pg. 145
<b>Assorted Hubs and Cord Grips</b>	pg. 145, 148
<b>All Other Accessories</b>	pg. 144 - 159

### W Modifications

<b>Custom Colors</b>	pg. 12 - 13
<b>Silk Screening</b>	pg. 12 - 13
<b>EMI/RFI Shielding</b>	pg. 12 - 13
<b>Custom Window</b>	pg. 12 - 13
<b>Custom Cutouts/Holes</b>	pg. 12 - 13

HW

## Technical Specifications - RJ Series

Raised Cover “HW” configuration - Hinged, 2 cover screws



### HW Construction

<b>Material</b>	Hot compression molded fiberglass reinforced polyester
<b>Gasket</b>	Poured polyurethane seamless gasket provides watertight, dust-tight environmental seal
<b>Pan head screws</b>	Minimizes protruding surfaces
<b>Stainless Steel Hardware</b>	300 Series stainless used on all external hardware
<b>Molded in Mounting Flange</b>	Integral flange molded in place for ease of mounting
<b>Mounting Bosses</b>	Panel mounting capability for fixed rear panel
<b>Metal inserts</b>	Back panel utilizes threaded brass inserts accepting 10-32 screws
<b>Soft Edge Design</b>	Rounded edges, minimal protrusions or exposed pocket areas for assembly of dust and debris
<b>Raised cover</b>	Extended depth in cover

### HW Industry Standards

<b>UL/cUL 50</b>	File E64358 Type 1, 3R, 4X, 6P, 12
<b>NEMA 250</b>	Type 1, 3R, 4X, 6P, 12
<b>CSA Std C22.2</b>	File LR069014 Type 1, 3R, 4X, 6P, 12
<b>Temperature Range</b>	(-76°F to +274°F) (-60°C to +134°C)
<b>Flammability Rating</b>	UL94-5V
<b>Self Extinguishing</b>	Non-halogenated, Non-flame propagating
<b>Chemical Resistance</b>	Full chemical resistance charts listed in appendix
<b>NFPA No. 101 Flame Spread</b>	Class A (1)

NOTES:

### HW Accessories

#### Back Panels

<b>Aluminum</b>	BP__AL	pg. 149 - 150
<b>Fiberglass</b>	BP__FG	pg. 149 - 150
<b>Stainless Steel</b>	BP__SS	pg. 149 - 150
<b>Painted Carbon Steel</b>	BP__CS	pg. 149 - 150

#### Accessories

<b>Drain &amp; Breather Vents</b>	pg. 144, 146
<b>Hole Plugs</b>	pg. 145
<b>Assorted Hubs and Cord Grips</b>	pg. 145, 148
<b>All Other Accessories</b>	pg. 144 - 159

### HW Modifications

<b>Custom Colors</b>	pg. 12 - 13
<b>Silk Screening</b>	pg. 12 - 13
<b>EMI/RFI Shielding</b>	pg. 12 - 13
<b>Custom Window</b>	pg. 12 - 13
<b>Custom Cutouts/Holes</b>	pg. 12 - 13

# Technical Specifications - RJ Series

## Raised Cover "HLL" configuration - Hinged, twist latch



### HLL Construction

<b>Material</b>	Hot compression molded fiberglass reinforced polyester
<b>Gasket</b>	Poured polyurethane seamless gasket provides watertight, dust-tight environmental seal
<b>Stainless Steel Hardware</b>	300 Series stainless used on all external hardware
<b>Molded in Mounting Flange</b>	Integral flange molded in place for ease of mounting
<b>Mounting Bosses</b>	Panel mounting capability for fixed rear panel
<b>Metal inserts</b>	Back panel utilizes threaded brass inserts accepting 10-32 screws
<b>Soft Edge Design</b>	Rounded edges, minimal protrusions or exposed pocket areas for assembly of dust and debris
<b>Raised cover</b>	Extended depth in cover

### HLL Industry Standards

<b>UL/cUL 50</b>	File E64358 Type 1, 3R, 4X, 6P, 12
<b>NEMA 250</b>	Type 1, 3R, 4X, 6P, 12
<b>CSA Std C22.2</b>	File LR069014 Type 1, 3R, 4X, 6P, 12
<b>Temperature Range</b>	(-76°F to +274°F) (-60°C to +134°C)
<b>Flammability Rating</b>	UL94-5V
<b>Self Extinguishing</b>	Non-halogenated, Non-flame propagating
<b>Chemical Resistance</b>	Full chemical resistance charts listed in appendix
<b>NFPA No. 101 Flame Spread</b>	Class A (1)

NOTES:

### HLL Accessories

#### Back Panels

<b>Aluminum</b>	BP_AL	pg. 149 - 150
<b>Fiberglass</b>	BP_FG	pg. 149 - 150
<b>Stainless Steel</b>	BP_SS	pg. 149 - 150
<b>Painted Carbon Steel</b>	BP_CS	pg. 149 - 150

#### Accessories

<b>Drain &amp; Breather Vents</b>	pg. 144, 146
<b>Hole Plugs</b>	pg. 145
<b>Assorted Hubs and Cord Grips</b>	pg. 145, 148
<b>All Other Accessories</b>	pg. 144 - 159

### HLL Modifications

<b>Custom Colors</b>	pg. 12 - 13
<b>Silk Screening</b>	pg. 12 - 13
<b>EMI/RFI Shielding</b>	pg. 12 - 13
<b>Custom Window</b>	pg. 12 - 13
<b>Custom Cutouts/Holes</b>	pg. 12 - 13

# Technical Specifications - RJ Series

## Raised Cover "HPL" configuration - Hinged, padlock latch



### HPL Construction

<b>Material</b>	Hot compression molded fiberglass reinforced polyester
<b>Gasket</b>	Poured polyurethane seamless gasket provides watertight, dust-tight environmental seal
<b>Stainless Steel Hardware</b>	300 Series stainless used on all external hardware
<b>Molded in Mounting Flange</b>	Integral flange molded in place for ease of mounting
<b>Mounting Bosses</b>	Panel mounting capability for fixed rear panel
<b>Metal inserts</b>	Back panel utilizes threaded brass inserts accepting 10-32 screws
<b>Soft Edge Design</b>	Rounded edges, minimal protrusions or exposed pocket areas for assembly of dust and debris
<b>Raised cover</b>	Extended depth in cover

### HPL Industry Standards

<b>UL/cUL 50</b>	File E64358 Type 1, 3R, 4X, 6P, 12
<b>NEMA 250</b>	Type 1, 3R, 4X, 6P, 12
<b>CSA Std C22.2</b>	File LR069014 Type 1, 3R, 4X, 6P, 12
<b>Temperature Range</b>	(-76°F to +274°F) (-60°C to +134°C)
<b>Flammability Rating</b>	UL94-5V
<b>Self Extinguishing</b>	Non-halogenated, Non-flame propagating
<b>Chemical Resistance</b>	Full chemical resistance charts listed in appendix
<b>NFPA No. 101 Flame Spread</b>	Class A (1)

NOTES:

### HPL Accessories

#### Back Panels

<b>Aluminum</b>	BP_AL	pg. 149 - 150
<b>Fiberglass</b>	BP_FG	pg. 149 - 150
<b>Stainless Steel</b>	BP_SS	pg. 149 - 150
<b>Painted Carbon Steel</b>	BP_CS	pg. 149 - 150

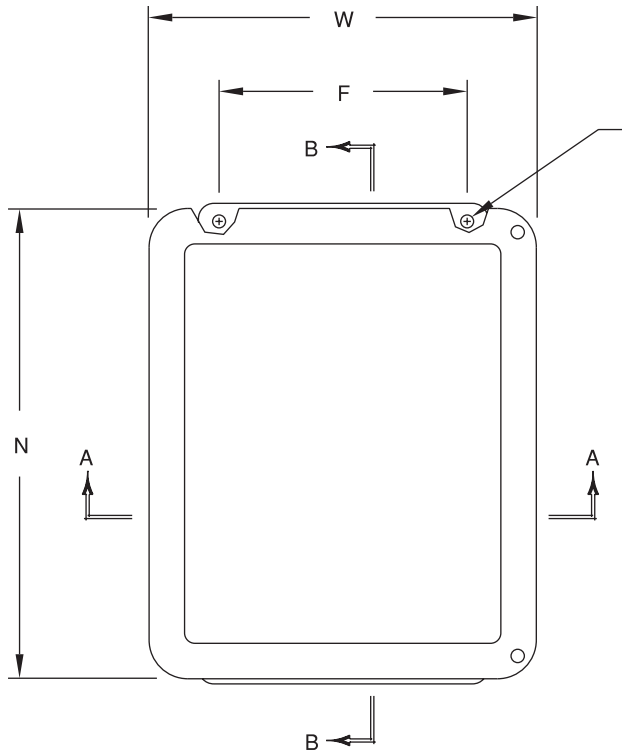
#### Accessories

<b>Drain &amp; Breather Vents</b>	pg. 144, 146
<b>Hole Plugs</b>	pg. 145
<b>Assorted Hubs and Cord Grips</b>	pg. 145, 148
<b>All Other Accessories</b>	pg. 144 - 159

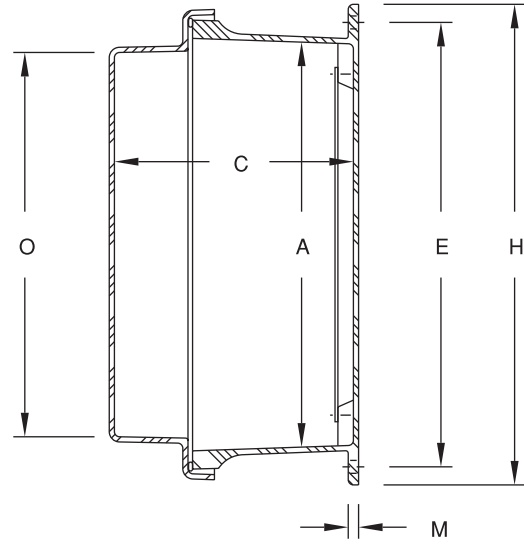
### HPL Modifications

<b>Custom Colors</b>	pg. 12 - 13
<b>Silk Screening</b>	pg. 12 - 13
<b>EMI/RFI Shielding</b>	pg. 12 - 13
<b>Custom Window</b>	pg. 12 - 13
<b>Custom Cutouts/Holes</b>	pg. 12 - 13

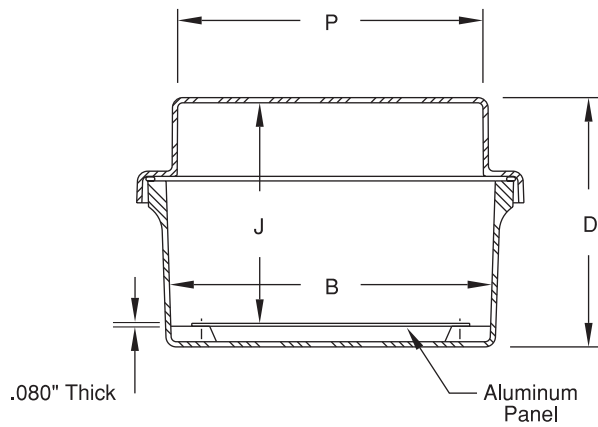
# RJ Series Opaque Cover Technical Drawings



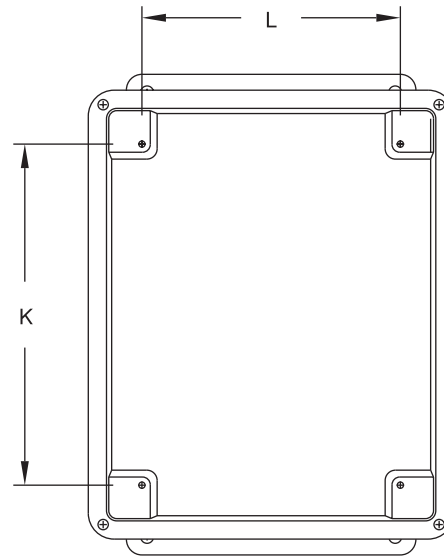
HOLE DIA.  
4 PLC'S.



SECTION B-B



SECTION A-A



FRONT VIEW  
WITHOUT COVER

## RJ Series Opaque Cover Technical Drawings

### RJ Series Opaque Cover Enclosures

SIZE ID NUMBER	OVERALL H X W X D	INSIDE A X B X C	MOUNTING E X F	J	K	L	M	N	O	P	HOLE DIA.	SHIPPING WEIGHT	PANEL NUMBER
RJ604W RJ604HW RJ604HLL RJ604HPL	7.47 x 5.47 x 6.21 (190 x 139 x 158)	5.84 x 3.85 x 5.95 (148 x 98 x 151)	6.75 x 2.00 (171 x 51)	5.51 (140)	4.25 (108)	2.25 (57)	0.25 (6)	7.45 (189)	5.31 (135)	3.34 (85)	0.31 (8)	2.60 lbs.	BP64*
RJ606W RJ606HW RJ606HLL RJ606HPL	7.50 x 7.53 x 6.32 (191 x 191 x 161)	5.72 x 5.72 x 5.97 (145 x 145 x 152)	6.75 x 4.00 (171 x 101)	5.49 (139)	4.25 (108)	4.25 (108)	0.25 (6)	7.53 (191)	5.34 (136)	5.31 (135)	0.31 (8)	3.10 lbs.	BP66*
RJ806W RJ806HW RJ806HLL RJ806HPL	9.63 x 7.52 x 6.20 (245 x 191 x 158)	7.73 x 5.74 x 5.95 (196 x 146 x 151)	8.88 x 4.00 (225 x 101)	5.49 (139)	6.25 (159)	4.25 (108)	0.25 (6)	9.36 (238)	7.25 (185)	5.28 (134)	0.31 (8)	3.70 lbs.	BP86*
RJ808W RJ808HW RJ808HPL	9.56 x 9.38 x 6.25 (243 x 238 x 159)	7.73 x 7.73 x 6.00 (196 x 196 x 152)	8.75 x 6.00 (222 x 152)	5.42 (138)	6.25 (159)	6.25 (159)	0.25 (6)	9.38 (238)	7.17 (182)	7.17 (182)	0.31 (8)	4.20 lbs.	BP88*
RJ1008W RJ1008HW RJ1008HLL RJ1008HPL	11.63 x 9.37 x 6.58 (295 x 238 x 167)	9.73 x 7.73 x 6.33 (247 x 196 x 161)	10.75 x 6.00 (273 x 152)	5.87 (149)	8.25 (209)	6.25 (159)	0.25 (6)	11.38 (289)	9.3 (236)	7.38 (188)	0.31 (8)	5.20 lbs.	BP108*
RJ1210W RJ1210HW RJ1210HLL RJ1210W	13.56 x 11.43 x 6.58 (344 x 291 x 167)	11.79 x 9.80 x 6.32 (299 x 249 x 161)	12.75 x 8.00 (324 x 203)	5.87 (149)	10.25 (260)	8.25 (210)	0.25 (6)	13.41 (341)	11.2 (284)	9.23 (234)	0.31 (8)	6.70 lbs.	BP1210*
RJ1212W RJ1212HW RJ1212HLL RJ1212HPL	13.56 x 13.38 x 7.72 (344 x 340 x 196)	11.70 x 11.70 x 7.47 (297 x 297 x 190)	12.75 x 10.00 (324 x 254)	6.89 (175)	10.25 (260)	10.25 (260)	0.25 (6)	13.38 (340)	11.17 (284)	11.17 (284)	0.31 (8)	8.90 lbs.	BP1212*
RJ1412W RJ1412HW RJ1412HLL RJ1412HPL	15.50 x 13.38 x 7.69 (394 x 340 x 195)	13.50 x 11.52 x 7.45 (343 x 293 x 189)	14.63 x 10.00 (372 x 254)	6.86 (174)	12.25 (311)	10.25 (260)	0.25 (6)	15.42 (392)	13.2 (335)	11.16 (284)	0.31 (8)	10.20 lbs.	BP1412*
RJ1614W RJ1614HW RJ1614HLL RJ1614HPL	17.53 x 15.43 x 7.68 (445 x 392 x 195)	15.60 x 13.56 x 7.45 (396 x 344 x 189)	16.75 x 12.00 (425 x 305)	6.85 (174)	14.25 (362)	12.25 (311)	0.25 (6)	17.43 (443)	15.2 (386)	13.24 (336)	0.31 (8)	12.30 lbs.	BP1614*
RJ1816W RJ1816HW RJ1816HLL RJ1816HPL	19.63 x 17.48 x 10.63 (499 x 444 x 270)	17.69 x 15.69 x 10.31 (449 x 399 x 262)	18.88 x 12.00 (479 x 305)	9.86 (250)	16.25 (413)	14.25 (362)	0.25 (6)	19.49 (495)	17.25 (438)	15.25 (387)	0.31 (8)	19.50 lbs.	BP1816*
RJ2016W RJ2016HW RJ2016HLL RJ2016HPL	22.00 x 17.56 x 10.63 (559 x 446 x 270)	19.72 x 15.72 x 10.33 (501 x 399 x 262)	21.25 x 10.00 (540 x 254)	9.86 (250)	18.25 (464)	14.25 (362)	0.25 (6)	21.56 (548)	19.31 (490)	15.39 (391)	0.31 (8)	21.40 lbs.	BPJ2016*

All measures are in inches, items in parentheses are in millimeters.

\* Panel ordered separately.

# Technical Specifications - RJ Series

W

Raised Cover “W” configuration - 4 cover screws, lift off cover



### W Construction

<b>Material</b>	Hot compression molded fiberglass reinforced polyester
<b>Gasket</b>	Poured polyurethane seamless gasket provides watertight, dust-tight environmental seal
<b>Pan head screws</b>	Minimizes protruding surfaces
<b>Stainless Steel Hardware</b>	300 Series stainless used on all external hardware
<b>Molded in Mounting Flange</b>	Integral flange molded in place for ease of mounting
<b>Mounting Bosses</b>	Panel mounting capability for fixed rear panel
<b>Metal inserts</b>	Back panel utilizes threaded brass inserts accepting 10-32 screws
<b>Soft Edge Design</b>	Rounded edges, minimal protrusions or exposed pocket areas for assembly of dust and debris
<b>Cover retention chain</b>	Stainless steel beaded chain for securing cover after lift off
<b>Raised Cover</b>	Extended depth in cover

### W Industry Standards

<b>UL/cUL 50</b>	File E64358 Type 1, 3R, 4X, 6P, 12
<b>NEMA 250</b>	Type 1, 3R, 4X, 6P, 12
<b>CSA Std C22.2</b>	File LR069014 Type 1, 3R, 4X, 6P, 12
<b>Temperature Range</b>	(-76°F to +274°F) (-60°C to +134°C)
<b>Flammability Rating</b>	UL94-5V
<b>Self Extinguishing</b>	Non-halogenated, Non-flame propagating
<b>Chemical Resistance</b>	Full chemical resistance charts listed in appendix
<b>NFPA No. 101 Flame Spread</b>	Class A (1)

### W Accessories

#### Back Panels

<b>Aluminum</b>	BP_AL	pg. 149 - 150
<b>Fiberglass</b>	BP_FG	pg. 149 - 150
<b>Stainless Steel</b>	BP_SS	pg. 149 - 150
<b>Painted Carbon Steel</b>	BP_CS	pg. 149 - 150

#### Accessories

<b>Drain &amp; Breather Vents</b>	pg. 144, 146
<b>Hole Plugs</b>	pg. 145
<b>Assorted Hubs and Cord Grips</b>	pg. 145, 148
<b>All Other Accessories</b>	pg. 144 - 159

### W Modifications

<b>Custom Colors</b>	pg. 12 - 13
<b>Silk Screening</b>	pg. 12 - 13
<b>EMI/RFI Shielding</b>	pg. 12 - 13
<b>Custom Window</b>	pg. 12 - 13
<b>Custom Cutouts/Holes</b>	pg. 12 - 13

NOTES:

# HW

## Technical Specifications - RJ Series

RJ

*Raised Cover "HW" configuration - Hinged, 2 cover screws*



### HW Construction

<b>Material</b>	Hot compression molded fiberglass reinforced polyester
<b>Gasket</b>	Poured polyurethane seamless gasket provides watertight, dust-tight environmental seal
<b>Pan head screws</b>	Minimizes protruding surfaces
<b>Stainless Steel Hardware</b>	300 Series stainless used on all external hardware
<b>Molded in Mounting Flange</b>	Integral flange molded in place for ease of mounting
<b>Mounting Bosses</b>	Panel mounting capability for fixed rear panel
<b>Metal inserts</b>	Back panel utilizes threaded brass inserts accepting 10-32 screws
<b>Soft Edge Design</b>	Rounded edges, minimal protrusions or exposed pocket areas for assembly of dust and debris
<b>Raised cover</b>	Extended depth in cover

### HW Industry Standards

<b>UL/cUL 50</b>	File E64358 Type 1, 3R, 4X, 6P, 12
<b>NEMA 250</b>	Type 1, 3R, 4X, 6P, 12
<b>CSA Std C22.2</b>	File LR069014 Type 1, 3R, 4X, 6P, 12
<b>Temperature Range</b>	(-76°F to +274°F) (-60°C to +134°C)
<b>Flammability Rating</b>	UL94-5V
<b>Self Extinguishing</b>	Non-halogenated, Non-flame propagating
<b>Chemical Resistance</b>	Full chemical resistance charts listed in appendix
<b>NFPA No. 101 Flame Spread</b>	Class A (1)

NOTES:

### HW Accessories

#### Back Panels

<b>Aluminum</b>	BP__AL	pg. 149 - 150
<b>Fiberglass</b>	BP__FG	pg. 149 - 150
<b>Stainless Steel</b>	BP__SS	pg. 149 - 150
<b>Painted Carbon Steel</b>	BP__CS	pg. 149 - 150

#### Accessories

<b>Drain &amp; Breather Vents</b>	pg. 144, 146
<b>Hole Plugs</b>	pg. 145
<b>Assorted Hubs and Cord Grips</b>	pg. 145, 148
<b>All Other Accessories</b>	pg. 144 - 159

### HW Modifications

<b>Custom Colors</b>	pg. 12 - 13
<b>Silk Screening</b>	pg. 12 - 13
<b>EMI/RFI Shielding</b>	pg. 12 - 13
<b>Custom Window</b>	pg. 12 - 13
<b>Custom Cutouts/Holes</b>	pg. 12 - 13



## Technical Specifications - RJ Series

### Raised Cover "HLL" configuration - Hinged, twist latch



#### HLL Construction

<b>Material</b>	Hot compression molded fiberglass reinforced polyester
<b>Gasket</b>	Poured polyurethane seamless gasket provides watertight, dust-tight environmental seal
<b>Stainless Steel Hardware</b>	300 Series stainless used on all external hardware
<b>Molded in Mounting Flange</b>	Integral flange molded in place for ease of mounting
<b>Mounting Bosses</b>	Panel mounting capability for fixed rear panel
<b>Metal inserts</b>	Back panel utilizes threaded brass inserts accepting 10-32 screws
<b>Soft Edge Design</b>	Rounded edges, minimal protrusions or exposed pocket areas for assembly of dust and debris
<b>Raised cover</b>	Extended depth in cover

#### HLL Industry Standards

<b>UL/cUL 50</b>	File E64358 Type 1, 3R, 4X, 6P, 12
<b>NEMA 250</b>	Type 1, 3R, 4X, 6P, 12
<b>CSA Std C22.2</b>	File LR069014 Type 1, 3R, 4X, 6P, 12
<b>Temperature Range</b>	(-76°F to +274°F) (-60°C to +134°C)
<b>Flammability Rating</b>	UL94-5V
<b>Self Extinguishing</b>	Non-halogenated, Non-flame propagating
<b>Chemical Resistance</b>	Full chemical resistance charts listed in appendix
<b>NFPA No. 101 Flame Spread</b>	Class A (1)

#### NOTES:

#### HLL Accessories

##### Back Panels

<b>Aluminum</b>	BP_AL	pg. 149 - 150
<b>Fiberglass</b>	BP_FG	pg. 149 - 150
<b>Stainless Steel</b>	BP_SS	pg. 149 - 150
<b>Painted Carbon Steel</b>	BP_CS	pg. 149 - 150

##### Accessories

<b>Drain &amp; Breather Vents</b>	pg. 144, 146
<b>Hole Plugs</b>	pg. 145
<b>Assorted Hubs and Cord Grips</b>	pg. 145, 148
<b>All Other Accessories</b>	pg. 144 - 159

#### HLL Modifications

<b>Custom Colors</b>	pg. 12 - 13
<b>Silk Screening</b>	pg. 12 - 13
<b>EMI/RFI Shielding</b>	pg. 12 - 13
<b>Custom Window</b>	pg. 12 - 13
<b>Custom Cutouts/Holes</b>	pg. 12 - 13

# Technical Specifications - RJ Series

## Raised Cover "HPL" configuration - Hinged, padlock latch



### HPL Construction

<b>Material</b>	Hot compression molded fiberglass reinforced polyester
<b>Gasket</b>	Poured polyurethane seamless gasket provides watertight, dust-tight environmental seal
<b>Stainless Steel Hardware</b>	300 Series stainless used on all external hardware
<b>Molded in Mounting Flange</b>	Integral flange molded in place for ease of mounting
<b>Mounting Bosses</b>	Panel mounting capability for fixed rear panel
<b>Metal inserts</b>	Back panel utilizes threaded brass inserts accepting 10-32 screws
<b>Soft Edge Design</b>	Rounded edges, minimal protrusions or exposed pocket areas for assembly of dust and debris
<b>Raised cover</b>	Extended depth in cover

### HPL Industry Standards

<b>UL/cUL 50</b>	File E64358 Type 1, 3R, 4X, 6P, 12
<b>NEMA 250</b>	Type 1, 3R, 4X, 6P, 12
<b>CSA Std C22.2</b>	File LR069014 Type 1, 3R, 4X, 6P, 12
<b>Temperature Range</b>	(-76°F to +274°F) (-60°C to +134°C)
<b>Flammability Rating</b>	UL94-5V
<b>Self Extinguishing</b>	Non-halogenated, Non-flame propagating
<b>Chemical Resistance</b>	Full chemical resistance charts listed in appendix
<b>NFPA No. 101 Flame Spread</b>	Class A (1)

### NOTES:

### HPL Accessories

#### Back Panels

<b>Aluminum</b>	BP_AL	pg. 149 - 150
<b>Fiberglass</b>	BP_FG	pg. 149 - 150
<b>Stainless Steel</b>	BP_SS	pg. 149 - 150
<b>Painted Carbon Steel</b>	BP_CS	pg. 149 - 150

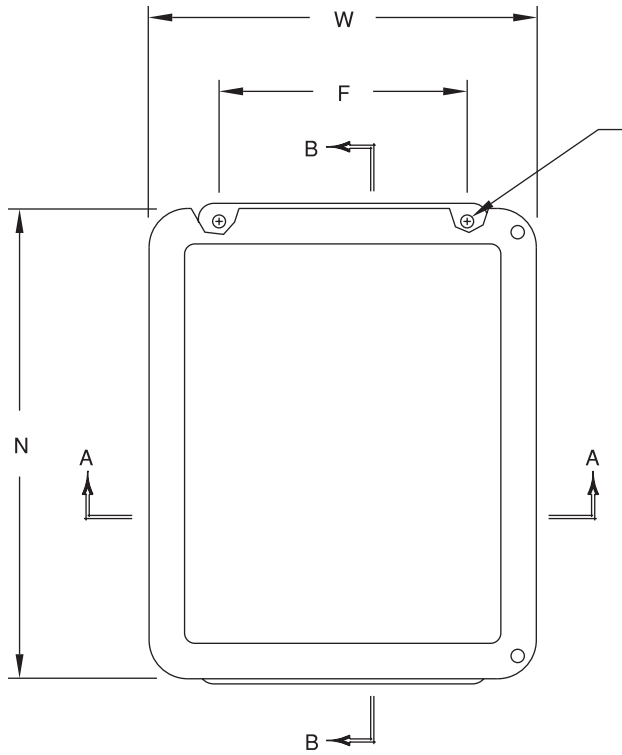
#### Accessories

<b>Drain &amp; Breather Vents</b>	pg. 144, 146
<b>Hole Plugs</b>	pg. 145
<b>Assorted Hubs and Cord Grips</b>	pg. 145, 148
<b>All Other Accessories</b>	pg. 144 - 159

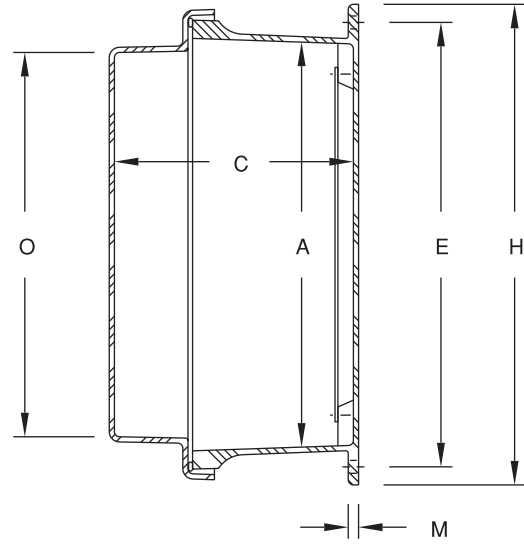
### HPL Modifications

<b>Custom Colors</b>	pg. 12 - 13
<b>Silk Screening</b>	pg. 12 - 13
<b>EMI/RFI Shielding</b>	pg. 12 - 13
<b>Custom Window</b>	pg. 12 - 13
<b>Custom Cutouts/Holes</b>	pg. 12 - 13

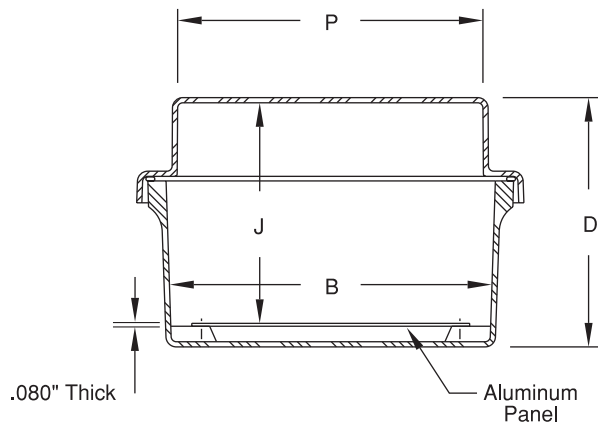
# RJ Series Opaque Cover Technical Drawings



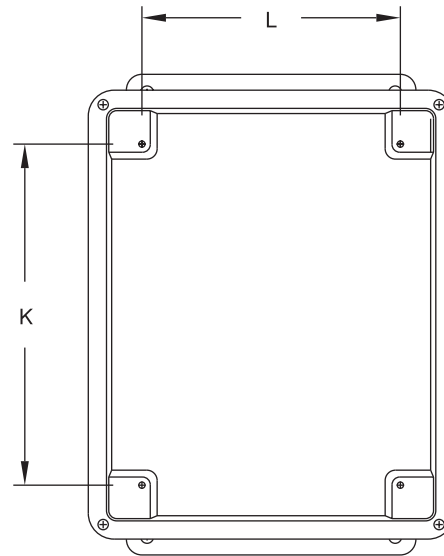
HOLE DIA.  
4 PLC'S.



SECTION B-B



SECTION A-A



FRONT VIEW  
WITHOUT COVER

## RJ Series Opaque Cover Technical Drawings

### RJ Series Opaque Cover Enclosures

SIZE ID NUMBER	OVERALL H X W X D	INSIDE A X B X C	MOUNTING E X F	J	K	L	M	N	O	P	HOLE DIA.	SHIPPING WEIGHT	PANEL NUMBER
RJ604W RJ604HW RJ604HLL RJ604HPL	7.47 x 5.47 x 6.21 (190 x 139 x 158)	5.84 x 3.85 x 5.95 (148 x 98 x 151)	6.75 x 2.00 (171 x 51)	5.51 (140)	4.25 (108)	2.25 (57)	0.25 (6)	7.45 (189)	5.31 (135)	3.34 (85)	0.31 (8)	2.60 lbs.	BP64*
RJ606W RJ606HW RJ606HLL RJ606HPL	7.50 x 7.53 x 6.32 (191 x 191 x 161)	5.72 x 5.72 x 5.97 (145 x 145 x 152)	6.75 x 4.00 (171 x 101)	5.49 (139)	4.25 (108)	4.25 (108)	0.25 (6)	7.53 (191)	5.34 (136)	5.31 (135)	0.31 (8)	3.10 lbs.	BP66*
RJ806W RJ806HW RJ806HLL RJ806HPL	9.63 x 7.52 x 6.20 (245 x 191 x 158)	7.73 x 5.74 x 5.95 (196 x 146 x 151)	8.88 x 4.00 (225 x 101)	5.49 (139)	6.25 (159)	4.25 (108)	0.25 (6)	9.36 (238)	7.25 (185)	5.28 (134)	0.31 (8)	3.70 lbs.	BP86*
RJ808W RJ808HW RJ808HPL	9.56 x 9.38 x 6.25 (243 x 238 x 159)	7.73 x 7.73 x 6.00 (196 x 196 x 152)	8.75 x 6.00 (222 x 152)	5.42 (138)	6.25 (159)	6.25 (159)	0.25 (6)	9.38 (238)	7.17 (182)	7.17 (182)	0.31 (8)	4.20 lbs.	BP88*
RJ1008W RJ1008HW RJ1008HLL RJ1008HPL	11.63 x 9.37 x 6.58 (295 x 238 x 167)	9.73 x 7.73 x 6.33 (247 x 196 x 161)	10.75 x 6.00 (273 x 152)	5.87 (149)	8.25 (209)	6.25 (159)	0.25 (6)	11.38 (289)	9.3 (236)	7.38 (188)	0.31 (8)	5.20 lbs.	BP108*
RJ1210W RJ1210HW RJ1210HLL RJ1210W	13.56 x 11.43 x 6.58 (344 x 291 x 167)	11.79 x 9.80 x 6.32 (299 x 249 x 161)	12.75 x 8.00 (324 x 203)	5.87 (149)	10.25 (260)	8.25 (210)	0.25 (6)	13.41 (341)	11.2 (284)	9.23 (234)	0.31 (8)	6.70 lbs.	BP1210*
RJ1212W RJ1212HW RJ1212HLL RJ1212HPL	13.56 x 13.38 x 7.72 (344 x 340 x 196)	11.70 x 11.70 x 7.47 (297 x 297 x 190)	12.75 x 10.00 (324 x 254)	6.89 (175)	10.25 (260)	10.25 (260)	0.25 (6)	13.38 (340)	11.17 (284)	11.17 (284)	0.31 (8)	8.90 lbs.	BP1212*
RJ1412W RJ1412HW RJ1412HLL RJ1412HPL	15.50 x 13.38 x 7.69 (394 x 340 x 195)	13.50 x 11.52 x 7.45 (343 x 293 x 189)	14.63 x 10.00 (372 x 254)	6.86 (174)	12.25 (311)	10.25 (260)	0.25 (6)	15.42 (392)	13.2 (335)	11.16 (284)	0.31 (8)	10.20 lbs.	BP1412*
RJ1614W RJ1614HW RJ1614HLL RJ1614HPL	17.53 x 15.43 x 7.68 (445 x 392 x 195)	15.60 x 13.56 x 7.45 (396 x 344 x 189)	16.75 x 12.00 (425 x 305)	6.85 (174)	14.25 (362)	12.25 (311)	0.25 (6)	17.43 (443)	15.2 (386)	13.24 (336)	0.31 (8)	12.30 lbs.	BP1614*
RJ1816W RJ1816HW RJ1816HLL RJ1816HPL	19.63 x 17.48 x 10.63 (499 x 444 x 270)	17.69 x 15.69 x 10.31 (449 x 399 x 262)	18.88 x 12.00 (479 x 305)	9.86 (250)	16.25 (413)	14.25 (362)	0.25 (6)	19.49 (495)	17.25 (438)	15.25 (387)	0.31 (8)	19.50 lbs.	BP1816*
RJ2016W RJ2016HW RJ2016HLL RJ2016HPL	22.00 x 17.56 x 10.63 (559 x 446 x 270)	19.72 x 15.72 x 10.33 (501 x 399 x 262)	21.25 x 10.00 (540 x 254)	9.86 (250)	18.25 (464)	14.25 (362)	0.25 (6)	21.56 (548)	19.31 (490)	15.39 (391)	0.31 (8)	21.40 lbs.	BPJ2016*

All measures are in inches, items in parentheses are in millimeters.

\* Panel ordered separately.