

# Reducing Washers

## Type RW

### Use:

To reduce a knockout or sliphole in a sheet metal enclosure to a smaller trade size.

### Material/Finish:

Steel/Zinc Pre-Galvanized

### Third Party Certification:



UL Listed: E11857



CSA Certified: 057250

### Applicable Third Party Standards:

UL Standard: 514B

CSA Standard: C22.2 No. 18


NEMA: FB-1

### Note:

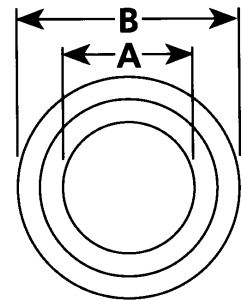
Two reducing washers are required for each knockout.

Trade Size (inches)	Catalog Number	Dimensions in Inches	
		A	B
3/4 x 1/2	RW-2S	0.88	1.44
1 x 1/2	RW-3S	0.88	1.75
1 x 3/4	RW-4S	1.11	1.75
1 1/4 x 1/2	RW-5S	0.88	2.19
1 1/4 x 3/4	RW-6S	1.11	2.19
1 1/4 x 1	RW-7S	1.37	2.19
1 1/2 x 1/2	RW-8S	0.88	2.50
1 1/2 x 3/4	RW-9S	1.11	2.50
1 1/2 x 1	RW-10S	1.37	2.50
1 1/2 x 1 1/4	RW-11S	1.73	2.50
2 x 1/2	RW-12S	0.88	3.00
2 x 3/4	RW-13S	1.11	3.00
2 x 1	RW-14S	1.37	3.00
2 x 1 1/4	RW-15S	1.73	3.00
2 x 1 1/2	RW-16S	1.98	3.00
2 1/2 x 1/2	RW-17S	0.88	3.50
2 1/2 x 3/4	RW-18S	1.11	3.50
2 1/2 x 1	RW-19S	1.37	3.50
2 1/2 x 1 1/4	RW-20S	1.73	3.50
2 1/2 x 1 1/2	RW-21S	1.98	3.50
2 1/2 x 2	RW-22S	2.45	3.50
3 x 1	RW-25S	1.37	4.13
3 x 1 1/4	RW-26S	1.73	4.13
3 x 1 1/2	RW-27S	1.98	4.13
3 x 2	RW-28S	2.45	4.13
3 x 2 1/2	RW-29S	2.97	4.13
3 1/2 x 1 1/2	RW-34S•	1.98	4.63
3 1/2 x 2	RW-35S•	2.45	4.63
3 1/2 x 2 1/2	RW-36S•	2.97	4.63
3 1/2 x 3	RW-37S•	3.59	4.63
4 x 2	RW-43S•	2.50	5.15
4 x 2 1/2	RW-44S•	2.97	5.15
4 x 3	RW-45S•	3.59	5.15
4 x 3 1/2	RW-46S•	4.13	5.15

•Not CSA Certified.



Type RW



# Reducing Washers

## Type RW

### Use:

To reduce a knockout or sliphole in a sheet metal enclosure to a smaller trade size.

### Material/Finish:

Steel/Zinc Pre-Galvanized

### Third Party Certification:



UL Listed: E11857



CSA Certified: 057250

### Applicable Third Party Standards:

UL Standard: 514B

CSA Standard: C22.2 No. 18


NEMA: FB-1

### Note:

Two reducing washers are required for each knockout.

Trade Size (inches)	Catalog Number	Dimensions in Inches	
		A	B
3/4 x 1/2	RW-2S	0.88	1.44
1 x 1/2	RW-3S	0.88	1.75
1 x 3/4	RW-4S	1.11	1.75
1 1/4 x 1/2	RW-5S	0.88	2.19
1 1/4 x 3/4	RW-6S	1.11	2.19
1 1/4 x 1	RW-7S	1.37	2.19
1 1/2 x 1/2	RW-8S	0.88	2.50
1 1/2 x 3/4	RW-9S	1.11	2.50
1 1/2 x 1	RW-10S	1.37	2.50
1 1/2 x 1 1/4	RW-11S	1.73	2.50
2 x 1/2	RW-12S	0.88	3.00
2 x 3/4	RW-13S	1.11	3.00
2 x 1	RW-14S	1.37	3.00
2 x 1 1/4	RW-15S	1.73	3.00
2 x 1 1/2	RW-16S	1.98	3.00
2 1/2 x 1/2	RW-17S	0.88	3.50
2 1/2 x 3/4	RW-18S	1.11	3.50
2 1/2 x 1	RW-19S	1.37	3.50
2 1/2 x 1 1/4	RW-20S	1.73	3.50
2 1/2 x 1 1/2	RW-21S	1.98	3.50
2 1/2 x 2	RW-22S	2.45	3.50
3 x 1	RW-25S	1.37	4.13
3 x 1 1/4	RW-26S	1.73	4.13
3 x 1 1/2	RW-27S	1.98	4.13
3 x 2	RW-28S	2.45	4.13
3 x 2 1/2	RW-29S	2.97	4.13
3 1/2 x 1 1/2	RW-34S•	1.98	4.63
3 1/2 x 2	RW-35S•	2.45	4.63
3 1/2 x 2 1/2	RW-36S•	2.97	4.63
3 1/2 x 3	RW-37S•	3.59	4.63
4 x 2	RW-43S•	2.50	5.15
4 x 2 1/2	RW-44S•	2.97	5.15
4 x 3	RW-45S•	3.59	5.15
4 x 3 1/2	RW-46S•	4.13	5.15

•Not CSA Certified.



Type RW

