

Type RW Reducing Washers

NEC/CEC:
Listed for Ordinary Locations

Features

- To reduce a knockout or sliphole in a sheet metal enclosure to a smaller trade size.

Standard Materials

- Steel

Standard Finishes

- Zinc pre-galvanized

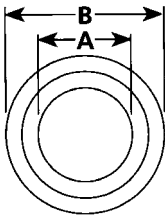
NEC/CEC Certifications and Compliances

- UL Standard: ANSI/UL 514B
- UL Listed: E-14817
- CSA Standard: C22.2 No. 18
- CSA Certified: 057250
- NEMA: FB-1

Trade Size (Inches)	Dimensions in Millimeters (Inches)		Catalog Number
	A	B	
3/4 x 1/2	22.35 (0.88)	36.58 (1.44)	RW-2S
1 x 1/2	22.35 (0.88)	44.45 (1.75)	RW-3S
1 x 3/4	28.19 (1.11)	44.45 (1.75)	RW-4S
1-1/4 x 1/2	22.35 (0.88)	55.63 (2.19)	RW-5S
1-1/4 x 3/4	28.19 (1.11)	55.63 (2.19)	RW-6S
1-1/4 x 1	34.80 (1.37)	55.63 (2.19)	RW-7S
1-1/2 x 1/2	22.35 (0.88)	63.50 (2.50)	RW-8S
1-1/2 x 3/4	28.19 (1.11)	63.50 (2.50)	RW-9S
1-1/2 x 1	34.80 (1.37)	63.50 (2.50)	RW-10S
1-1/2 x 1-1/4	43.94 (1.73)	63.50 (2.50)	RW-11S
2 x 1/2	22.35 (0.88)	76.20 (3.00)	RW-12S
2 x 3/4	28.19 (1.11)	76.20 (3.00)	RW-13S
2 x 1	34.80 (1.37)	76.20 (3.00)	RW-14S
2 x 1-1/4	43.94 (1.73)	76.20 (3.00)	RW-15S
2 x 1-1/2	50.29 (1.98)	76.20 (3.00)	RW-16S
2-1/2 x 1/2	22.35 (0.88)	88.90 (3.50)	RW-17S
2-1/2 x 3/4	28.19 (1.11)	88.90 (3.50)	RW-18S
2-1/2 x 1	34.80 (1.37)	88.90 (3.50)	RW-19S
2-1/2 x 1-1/4	43.94 (1.73)	88.90 (3.50)	RW-20S
2-1/2 x 1-1/2	50.29 (1.98)	88.90 (3.50)	RW-21S
2-1/2 x 2	62.23 (2.45)	88.90 (3.50)	RW-22S
3 x 1	34.80 (1.37)	104.90 (4.13)	RW-25S
3 x 1-1/4	43.94 (1.73)	104.90 (4.13)	RW-26S
3 x 1-1/2	50.29 (1.98)	104.90 (4.13)	RW-27S
3 x 2	62.23 (2.45)	104.90 (4.13)	RW-28S
3 x 2-1/2	75.44 (2.97)	104.90 (4.13)	RW-29S
3-1/2 x 1-1/2	50.29 (1.98)	117.60 (4.63)	RW-34S ①
3-1/2 x 2	62.23 (2.45)	117.60 (4.63)	RW-35S ①
3-1/2 x 2-1/2	75.44 (2.97)	117.60 (4.63)	RW-36S ①
3-1/2 x 3	91.19 (3.59)	117.60 (4.63)	RW-37S ①
4 x 2	63.50 (2.50)	130.81 (5.15)	RW-43S ①
4 x 2-1/2	75.44 (2.97)	130.81 (5.15)	RW-44S ①
4 x 3	91.19 (3.59)	130.81 (5.15)	RW-45S ①
4 x 3-1/2	104.90 (4.13)	130.81 (5.15)	RW-46S ①



Type RW



① Not CSA Certified.

Knockout Blanks and Fixture Stems

NEC/CEC:
Listed for Ordinary Locations

Applications


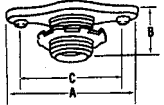

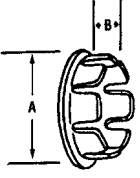
- Knockout blank: to close a knockout or siphone in a sheet metal enclosure.
- Fixture stems: to suspend fixtures from threaded rods.

Material

- Blanks: steel
- Fixture stem: malleable iron

NEC/CEC Certifications and Compliances

- UL Standard: 514B
- UL Listed: E14817
- CSA Standard: C22.2 No. 18.3
- cUL Listed: E14817
- NEMA: FB-1

	Trade Size (Inches)	Dimensions in Millimeters (Inches)			Weight per 100 kg (lb)	Appleton™ Catalog Number	O-Z/Gedney™ Catalog Number	
		A	B	C				
Open Type No Bolt Fixture Stems – Malleable Iron								
	3/8 Male	49.3 (1.94)	17.5 (0.69)	38.1 (1.50)	3.63 (8.00)	NBFS-38	—	
	3/8 Male	49.3	17.5	38.1	3.63	NBFS-38M	—	
	1/8 Female	49.3	17.5	38.1	3.63			
Snap-in Knockout Blanks – Steel ①								
	1/2	26.9 (1.06)	7.9 (0.31)	—	0.45 (1.00)	S50	KO-50S	
	3/4	31.8 (1.25)	7.9 (0.31)	—	0.91 (2.00)	S75	KO-75S	
	1	38.1 (1.50)	8.6 (0.34)	—	1.36 (3.00)	S100	KO-100S	
	1-1/4	46.0 (1.81)	7.9 (0.31)	—	1.45 (3.20)	S125	KO-125S	
	1-1/2	56.4 (2.22)	9.7 (0.38)	—	2.18 (4.80)	S150	KO-150S	
	2	68.3 (2.69)	9.7 (0.38)	—	2.72 (6.00)	S200	KO-200S	

① Not UL Listed.

Type RW Reducing Washers

NEC/CEC:
Listed for Ordinary Locations

Features

- To reduce a knockout or sliphole in a sheet metal enclosure to a smaller trade size.

Standard Materials

- Steel

Standard Finishes

- Zinc pre-galvanized

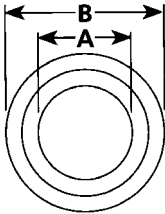
NEC/CEC Certifications and Compliances

- UL Standard: ANSI/UL 514B
- UL Listed: E-14817
- CSA Standard: C22.2 No. 18
- CSA Certified: 057250
- NEMA: FB-1

Trade Size (Inches)	Dimensions in Millimeters (Inches)		Catalog Number
	A	B	
3/4 x 1/2	22.35 (0.88)	36.58 (1.44)	RW-2S
1 x 1/2	22.35 (0.88)	44.45 (1.75)	RW-3S
1 x 3/4	28.19 (1.11)	44.45 (1.75)	RW-4S
1-1/4 x 1/2	22.35 (0.88)	55.63 (2.19)	RW-5S
1-1/4 x 3/4	28.19 (1.11)	55.63 (2.19)	RW-6S
1-1/4 x 1	34.80 (1.37)	55.63 (2.19)	RW-7S
1-1/2 x 1/2	22.35 (0.88)	63.50 (2.50)	RW-8S
1-1/2 x 3/4	28.19 (1.11)	63.50 (2.50)	RW-9S
1-1/2 x 1	34.80 (1.37)	63.50 (2.50)	RW-10S
1-1/2 x 1-1/4	43.94 (1.73)	63.50 (2.50)	RW-11S
2 x 1/2	22.35 (0.88)	76.20 (3.00)	RW-12S
2 x 3/4	28.19 (1.11)	76.20 (3.00)	RW-13S
2 x 1	34.80 (1.37)	76.20 (3.00)	RW-14S
2 x 1-1/4	43.94 (1.73)	76.20 (3.00)	RW-15S
2 x 1-1/2	50.29 (1.98)	76.20 (3.00)	RW-16S
2-1/2 x 1/2	22.35 (0.88)	88.90 (3.50)	RW-17S
2-1/2 x 3/4	28.19 (1.11)	88.90 (3.50)	RW-18S
2-1/2 x 1	34.80 (1.37)	88.90 (3.50)	RW-19S
2-1/2 x 1-1/4	43.94 (1.73)	88.90 (3.50)	RW-20S
2-1/2 x 1-1/2	50.29 (1.98)	88.90 (3.50)	RW-21S
2-1/2 x 2	62.23 (2.45)	88.90 (3.50)	RW-22S
3 x 1	34.80 (1.37)	104.90 (4.13)	RW-25S
3 x 1-1/4	43.94 (1.73)	104.90 (4.13)	RW-26S
3 x 1-1/2	50.29 (1.98)	104.90 (4.13)	RW-27S
3 x 2	62.23 (2.45)	104.90 (4.13)	RW-28S
3 x 2-1/2	75.44 (2.97)	104.90 (4.13)	RW-29S
3-1/2 x 1-1/2	50.29 (1.98)	117.60 (4.63)	RW-34S ①
3-1/2 x 2	62.23 (2.45)	117.60 (4.63)	RW-35S ①
3-1/2 x 2-1/2	75.44 (2.97)	117.60 (4.63)	RW-36S ①
3-1/2 x 3	91.19 (3.59)	117.60 (4.63)	RW-37S ①
4 x 2	63.50 (2.50)	130.81 (5.15)	RW-43S ①
4 x 2-1/2	75.44 (2.97)	130.81 (5.15)	RW-44S ①
4 x 3	91.19 (3.59)	130.81 (5.15)	RW-45S ①
4 x 3-1/2	104.90 (4.13)	130.81 (5.15)	RW-46S ①



Type RW



① Not CSA Certified.

Knockout Blanks and Fixture Stems

NEC/CEC:
Listed for Ordinary Locations

Applications




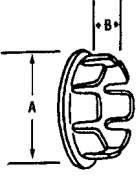
- Knockout blank: to close a knockout or siphone in a sheet metal enclosure.
- Fixture stems: to suspend fixtures from threaded rods.

Material

- Blanks: steel
- Fixture stem: malleable iron

NEC/CEC Certifications and Compliances

- UL Standard: 514B
- UL Listed: E14817
- CSA Standard: C22.2 No. 18.3
- cUL Listed: E14817
- NEMA: FB-1

	Trade Size (Inches)	Dimensions in Millimeters (Inches)			Weight per 100 kg (lb)	Appleton™ Catalog Number	O-Z/Gedney™ Catalog Number	
		A	B	C				
Open Type No Bolt Fixture Stems – Malleable Iron								
	3/8 Male	49.3 (1.94)	17.5 (0.69)	38.1 (1.50)	3.63 (8.00)	NBFS-38	—	
	3/8 Male	49.3	17.5	38.1	3.63	NBFS-38M	—	
	1/8 Female	(1.94)	(0.69)	(1.50)	(8.00)			
Snap-in Knockout Blanks – Steel ①								
	1/2	26.9 (1.06)	7.9 (0.31)	—	0.45 (1.00)	S50	KO-50S	
	3/4	31.8 (1.25)	7.9 (0.31)	—	0.91 (2.00)	S75	KO-75S	
	1	38.1 (1.50)	8.6 (0.34)	—	1.36 (3.00)	S100	KO-100S	
	1-1/4	46.0 (1.81)	7.9 (0.31)	—	1.45 (3.20)	S125	KO-125S	
	1-1/2	56.4 (2.22)	9.7 (0.38)	—	2.18 (4.80)	S150	KO-150S	
	2	68.3 (2.69)	9.7 (0.38)	—	2.72 (6.00)	S200	KO-200S	

① Not UL Listed.