

# Arrow Hart self test GFCI receptacles with audible alarm

Project Name:	Prepared By:
Project Number:	Date:
Catalog Number:	Type:



TRSGFA15

## Description

2-pole, 3-wire grounding  
15A, 125V/AC  
20A, 125V/AC



5-15R



5-20R



## Design features

- Performs periodic self-tests to ensure integrity of GFCI protection
- Visual trip indicator light gives quick notification of a tripped or “end of life” condition
- Audible alarm notifies user of tripped GFCI. Alarm can be turned off if required
- Meets and exceeds 10 kA short circuit testing and Underwriters Laboratories (UL) UL943 safety standards
- Automatic grounding system eliminates need for bonding jumper in grounded metal enclosure, provides redundant measure of ground continuity where jumper is used
- Ground termination with back wire clamp provides secure wiring and reduces installation time
- Tamper resistant shutters help prevent foreign objects from being inserted
- Line side terminals are backed out and staked for fast installation
- Horizontal test/reset button alignment provides larger unobstructed area
- Test and reset buttons are color matched to provide superior aesthetics
- Tapered back wire openings handle multiple wire sizes and types for applications up to #10 AWG solid or stranded wire
- When downstream receptacles are wired from load side, a 20A feed-through rating offers full protection
- Line-load miswiring protection: GFCIs will not provide power downstream when wired incorrectly
- Tri-combo head terminal and mounting screws
- UL Listed, fully compliant with all latest UL943 Class A GFCI requirements
- Tamper resistant models comply with 2014 NEC Article 406.12
- Longer, wider “bridged” strap provides 40% more contact area with wallboard, virtually eliminating floating installations
- Matching standard size thermoplastic wallplate included (mid-size wallplate on TRSGFA15W-M)

**Compliances, specifications and availability are subject to change without notice.**



Powering Business Worldwide

Project Name:	Prepared By:
Project Number:	Date:
Catalog Number:	Type:

**Table 1. Specification grade**

Catalog no.	Description	Rating			
		A	V/AC	NEMA	Color suffix
<input type="checkbox"/> TRSGFA15___	Tamper resistant self-test GFCI w/ audible alarm w/ standard-size wallplate, back & side wire	15	125	5-15R	A, B, BK, GY, LA, V, W
<input type="checkbox"/> TRSGFA20___	Tamper resistant self-test GFCI w/ audible alarm w/standard-size wallplate, back & side wire	20	125	5-20R	A, B, BK, GY, LA, RD, V, W
<input type="checkbox"/> TRSGF15AW-M	Tamper resistant self-test GFCI w/ audible alarm w/ mid-size wallplate, back & side wire	15	125	5-15R	W
<input type="checkbox"/> SGFDA20___	Self test blank-face GFCI w/ audible alarm w/ standard-size wallplate, back & side wire	20	125		A, B, BK, GY, LA, V, W

**Table 2. GFCI status indicator**

Test indicator RED LED	Test indicator AMBER LED	Test indicator ALARM	Diagnosis	Action
OFF	OFF	OFF	Device is functioning properly OR branch circuit may have no power	Manually depress TEST button to trip device. <b>Amber</b> light should come ON <ul style="list-style-type: none"> <li>• If <b>Amber</b> light does <u>not</u> come ON, check if there is power to the branch</li> <li>• If <b>Amber</b> light does come ON, manually depress the RESET button to restore power to the device</li> <li>• If GFCI does not reset, replace GFCI</li> <li>• If GFCI does reset, device is functioning properly</li> </ul>
OFF	<b>ON</b>	<b>ON</b>	Device is in tripped state	Manually depress the RESET button to restore power to the device <ul style="list-style-type: none"> <li>• If GFCI does not reset, replace GFCI</li> </ul>
Blinking	OFF	OFF	Device's "end of life" indication OR device is in reset state	Manually depress TEST button to trip device. <b>Amber</b> light should come ON <ul style="list-style-type: none"> <li>• If <b>Amber</b> light does <u>not</u> come ON, check if there is power to the branch</li> <li>• If <b>Amber</b> light does come ON, manually depress the RESET button to restore power to the device</li> <li>• If it does not reset, and/or the blinking continues, replace GFCI</li> </ul>
Blinking	<b>ON</b>	<b>ON</b>	Device's "end of life" indication OR device is in tripped state	Manually depress the RESET button to restore power to the device <ul style="list-style-type: none"> <li>• If it does not reset, and/or the blinking continues, replace GFCI</li> </ul>

\* Alarm can be turned off by sliding the switch available on the face of GFCI

## Applications

GFCI receptacles are designed with the safety of the user in mind. In commercial and industrial areas like public bathrooms, breakrooms and food service areas, the NEC requires GFCI receptacles. Arrow Hart GFCI receptacles are UL Listed and fully compliant with all of the latest UL943 Class A GFCI and UL498 requirements. Additionally, GFCIs incorporate lock-out functionality to protect against mis-wired line-load connections and GFCI circuitry damage.

**Table 3. Specifications**

Catalog no.	TRSGFA 15A & 20A	SGFDA20
<b>Device type</b>	<b>Specification grade</b>	<b>Specification grade tamper resistant duplex</b>
<b>Wiring type</b>	Back & side wire	Back & side wire
<b>Testing &amp; code compliance</b>	<ul style="list-style-type: none"> <li>• cULus Listed to UL 498 and UL 943, file no. E60120</li> <li>• Meets all UL 943 (GFCI), UL 498 (receptacles) and applicable CSA requirements</li> <li>• NOM certified</li> </ul>	<ul style="list-style-type: none"> <li>• cULus Listed to UL 498 and UL 943, file no. E60120</li> <li>• Meets all UL 943 (GFCI), UL 498 (receptacles) and applicable CSA requirements</li> <li>• NOM certified</li> </ul>
<b>Environmental specifications</b>	<b>Flammability:</b> Meets UL 94 requirements; V2 rated <b>Temperature rating:</b> -35°C to 66°C (-31°F to 150.8°F)	<b>Flammability:</b> Meets UL 94 requirements; V2 rated <b>Temperature rating:</b> -35°C to 66°C (-31°F to 150.8°F)
<b>Electrical specifications</b>	<b>Dielectric voltage:</b> Withstands 2000V per UL 498 <b>Current interrupting:</b> Yes, at full-rated current <b>Temperature rise:</b> Max. 30°C (86°F) after 100 cycles of overload @ 150% of rated current (DC) <b>Trip time:</b> 0.025 seconds (Class A) <b>Frequency:</b> 60 Hz; Voltage: 125V; Amperage: 15A/20A 20A feed-through <b>Short circuit testing:</b> Meets and exceeds 10 kA <b>Maximum interrupting capacity:</b> 20 Amps	<b>Dielectric voltage:</b> Withstands 2000V per UL 498 <b>Current interrupting:</b> Yes, at full-rated current <b>Temperature rise:</b> Max. 30°C (86°F) after 100 cycles of overload @ 150% of rated current (DC) <b>Trip time:</b> 0.025 seconds (Class A) <b>Frequency:</b> 60 Hz; Voltage: 125V; Amperage: 15A/20A 20A feed-through <b>Short circuit testing:</b> Meets and exceeds 10 kA <b>Maximum interrupting capacity:</b> 20 Amps
<b>Mechanical specifications</b>	<b>Terminal accommodation:</b> #14 - 10 AWG <b>Voltage ratings:</b> Permanently marked on device	<b>Terminal accommodation:</b> #14 - 10 AWG <b>Voltage ratings:</b> Permanently marked on device

Project Name:	Prepared By:
Project Number:	Date:
Catalog Number:	Type:

**Table 4. Materials**

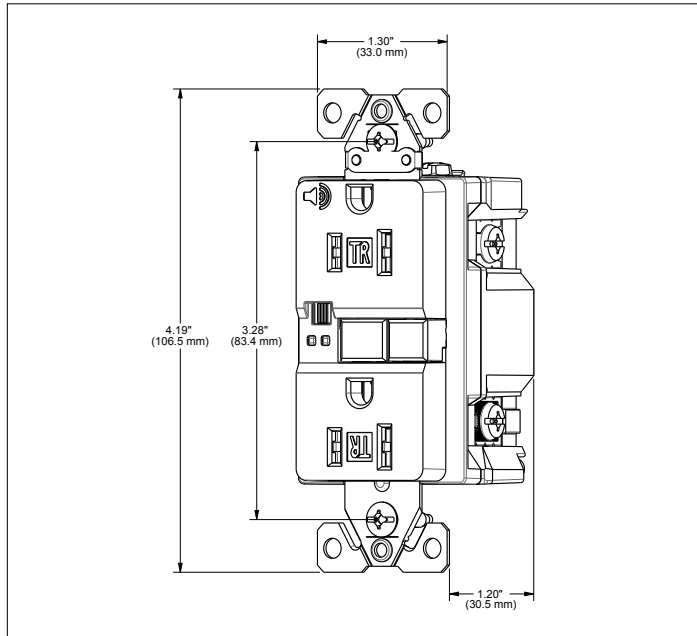
Catalog no.	TRSGFA 15A & 20A	SGFDA20
<b>Top housing</b>	Thermoplastic, nylon 6/6	Thermoplastic, nylon 6/6
<b>Bottom housing</b>	Thermoplastic, PVC	Thermoplastic, PVC
<b>Strap</b>	0.040" thick steel, zinc-plated	0.040" thick steel, zinc-plated; WR & TWR: nickel-plated
<b>Line contacts</b>	0.030" thick brass	0.030" thick brass
<b>Terminal &amp; ground screws</b>	#8-32 steel, brass-plated; neutral screw nickel-plated, ground screw green	Terminal: Brass/nickel-plated steel; WR & TWR brass/nickel-plated stainless steel; Ground: ground screw green on all models, WR and TWR stainless steel
<b>Terminal clamps</b>	0.070" thick steel	Brass-plated steel; WR & TWR nickel-plated steel

**Table 5. Color ordering information**

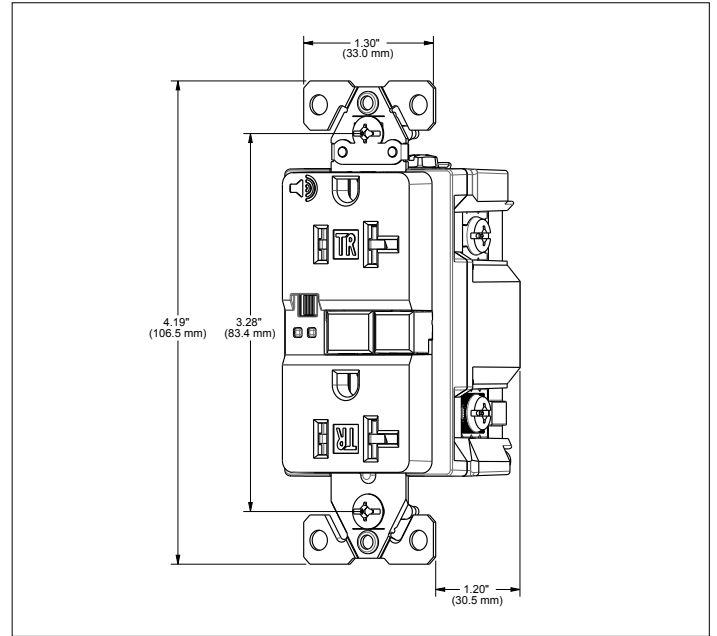
For ordering devices, include Cat. no. followed by the color code: A (Almond), B (Brown), BK (Black), GY (Gray), LA (Light Almond), V (Ivory), W (White)

A	B	BK	GY	LA	RD	V	W
(Almond)	(Brown)	(Black)	(Gray)	(Lt. Almond)	(Red)	(Ivory)	(White)

**Product dimensions**



**Figure 1. TRSGFA 15A Line art with dimensions**



**Figure 2. TRSGFA 20A Line art with dimensions**

Project Name:	Prepared By:
Project Number:	Date:
Catalog Number:	Type:

## Product dimensions

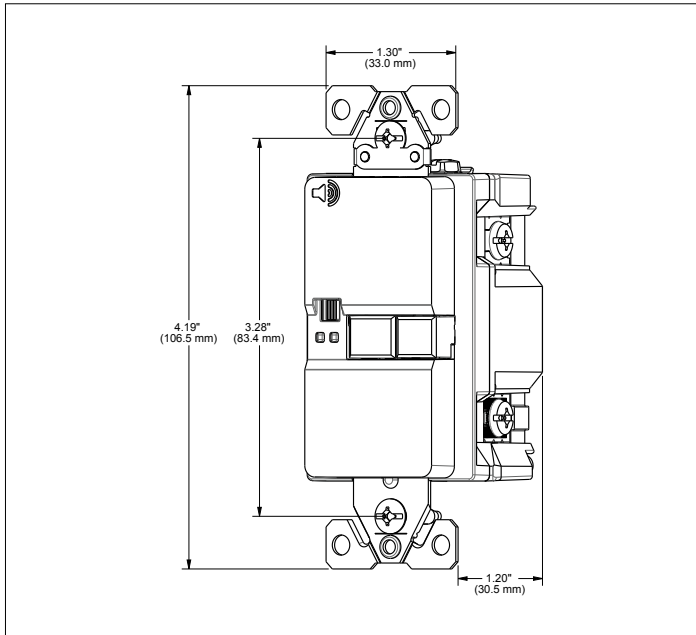


Figure 3. SGFDA20 Line art with dimensions

## Certifications & compliances

Catalog no.						
TRSGFA15	•	•	•	•	•	•
TRSGFA20	•	•	•	•	•	•
TRSGFA15W-M	•	•	•	•	•	•
SGFDA20	•	•	•	•	•	•

**KEY:** cULus cULus NAFTA NOM 426 Arrowlink

Parts are manufactured and designed in accordance with article 4 of the European Union's RoHS2 directive 2011/65/EU

Build-To-Spec Customizable Devices

**Compliances, specifications and availability are subject to change without notice.**

Electrical Sector  
203 Cooper Circle  
Peachtree City, GA 30269  
United States  
Eaton.com  
Eaton.com/arrowhart

Electrical Sector  
Canada Operations  
5925 McLaughlin Road  
Mississauga, Ontario, L5R 1B8  
Canada  
EatonCanada.ca  
Eaton.com/arrowhart

Electrical Sector  
Mexico Operations  
Carr. Tlalnepantla -  
Cuautitlán Km 178 s/n  
Col. Villa Jardín esq.  
Cerrada 8 de Mayo  
Cuautitlán, México CP 54800  
México  
Eaton.mx  
Eaton.com/arrowhart

# Arrow Hart self test GFCI receptacles with audible alarm

Project Name:	Prepared By:
Project Number:	Date:
Catalog Number:	Type:

## Description

2-pole, 3-wire grounding  
 15A, 125V/AC  
 20A, 125V/AC



5-15R



5-20R



TRSGFA15

## Design features

- Performs periodic self-tests to ensure integrity of GFCI protection
- Visual trip indicator light gives quick notification of a tripped or “end of life” condition
- Audible alarm notifies user of tripped GFCI. Alarm can be turned off if required
- Meets and exceeds 10 kA short circuit testing and Underwriters Laboratories (UL) UL943 safety standards
- Automatic grounding system eliminates need for bonding jumper in grounded metal enclosure, provides redundant measure of ground continuity where jumper is used
- Ground termination with back wire clamp provides secure wiring and reduces installation time
- Tamper resistant shutters help prevent foreign objects from being inserted
- Line side terminals are backed out and staked for fast installation
- Horizontal test/reset button alignment provides larger unobstructed area
- Test and reset buttons are color matched to provide superior aesthetics
- Tapered back wire openings handle multiple wire sizes and types for applications up to #10 AWG solid or stranded wire
- When downstream receptacles are wired from load side, a 20A feed-through rating offers full protection
- Line-load miswiring protection: GFCIs will not provide power downstream when wired incorrectly
- Tri-combo head terminal and mounting screws
- UL Listed, fully compliant with all latest UL943 Class A GFCI requirements
- Tamper resistant models comply with 2014 NEC Article 406.12
- Longer, wider “bridged” strap provides 40% more contact area with wallboard, virtually eliminating floating installations
- Matching standard size thermoplastic wallplate included (mid-size wallplate on TRSGFA15W-M)

**Compliances, specifications and availability are subject to change without notice.**



Powering Business Worldwide

Project Name:	Prepared By:
Project Number:	Date:
Catalog Number:	Type:

**Table 1. Specification grade**

Catalog no.	Description	Rating			
		A	V/AC	NEMA	Color suffix
<input type="checkbox"/> TRSGFA15___	Tamper resistant self-test GFCI w/ audible alarm w/ standard-size wallplate, back & side wire	15	125	5-15R	A, B, BK, GY, LA, V, W
<input type="checkbox"/> TRSGFA20___	Tamper resistant self-test GFCI w/ audible alarm w/standard-size wallplate, back & side wire	20	125	5-20R	A, B, BK, GY, LA, RD, V, W
<input type="checkbox"/> TRSGF15AW-M	Tamper resistant self-test GFCI w/ audible alarm w/ mid-size wallplate, back & side wire	15	125	5-15R	W
<input type="checkbox"/> SGFDA20___	Self test blank-face GFCI w/ audible alarm w/ standard-size wallplate, back & side wire	20	125		A, B, BK, GY, LA, V, W

**Table 2. GFCI status indicator**

Test indicator RED LED	Test indicator AMBER LED	Test indicator ALARM	Diagnosis	Action
OFF	OFF	OFF	Device is functioning properly OR branch circuit may have no power	Manually depress TEST button to trip device. <b>Amber</b> light should come ON <ul style="list-style-type: none"> <li>• If <b>Amber</b> light does <u>not</u> come ON, check if there is power to the branch</li> <li>• If <b>Amber</b> light does come ON, manually depress the RESET button to restore power to the device</li> <li>• If GFCI does not reset, replace GFCI</li> <li>• If GFCI does reset, device is functioning properly</li> </ul>
OFF	<b>ON</b>	<b>ON</b>	Device is in tripped state	Manually depress the RESET button to restore power to the device <ul style="list-style-type: none"> <li>• If GFCI does not reset, replace GFCI</li> </ul>
Blinking	OFF	OFF	Device's "end of life" indication OR device is in reset state	Manually depress TEST button to trip device. <b>Amber</b> light should come ON <ul style="list-style-type: none"> <li>• If <b>Amber</b> light does <u>not</u> come ON, check if there is power to the branch</li> <li>• If <b>Amber</b> light does come ON, manually depress the RESET button to restore power to the device</li> <li>• If it does not reset, and/or the blinking continues, replace GFCI</li> </ul>
Blinking	<b>ON</b>	<b>ON</b>	Device's "end of life" indication OR device is in tripped state	Manually depress the RESET button to restore power to the device <ul style="list-style-type: none"> <li>• If it does not reset, and/or the blinking continues, replace GFCI</li> </ul>

\* Alarm can be turned off by sliding the switch available on the face of GFCI

## Applications

GFCI receptacles are designed with the safety of the user in mind. In commercial and industrial areas like public bathrooms, breakrooms and food service areas, the NEC requires GFCI receptacles. Arrow Hart GFCI receptacles are UL Listed and fully compliant with all of the latest UL943 Class A GFCI and UL498 requirements. Additionally, GFCIs incorporate lock-out functionality to protect against mis-wired line-load connections and GFCI circuitry damage.

**Table 3. Specifications**

Catalog no.	TRSGFA 15A & 20A	SGFDA20
<b>Device type</b>	<b>Specification grade</b>	<b>Specification grade tamper resistant duplex</b>
<b>Wiring type</b>	Back & side wire	Back & side wire
<b>Testing &amp; code compliance</b>	<ul style="list-style-type: none"> <li>• cULus Listed to UL 498 and UL 943, file no. E60120</li> <li>• Meets all UL 943 (GFCI), UL 498 (receptacles) and applicable CSA requirements</li> <li>• NOM certified</li> </ul>	<ul style="list-style-type: none"> <li>• cULus Listed to UL 498 and UL 943, file no. E60120</li> <li>• Meets all UL 943 (GFCI), UL 498 (receptacles) and applicable CSA requirements</li> <li>• NOM certified</li> </ul>
<b>Environmental specifications</b>	<b>Flammability:</b> Meets UL 94 requirements; V2 rated <b>Temperature rating:</b> -35°C to 66°C (-31°F to 150.8°F)	<b>Flammability:</b> Meets UL 94 requirements; V2 rated <b>Temperature rating:</b> -35°C to 66°C (-31°F to 150.8°F)
<b>Electrical specifications</b>	<b>Dielectric voltage:</b> Withstands 2000V per UL 498 <b>Current interrupting:</b> Yes, at full-rated current <b>Temperature rise:</b> Max. 30°C (86°F) after 100 cycles of overload @ 150% of rated current (DC) <b>Trip time:</b> 0.025 seconds (Class A) <b>Frequency:</b> 60 Hz; Voltage: 125V; Amperage: 15A/20A 20A feed-through <b>Short circuit testing:</b> Meets and exceeds 10 kA <b>Maximum interrupting capacity:</b> 20 Amps	<b>Dielectric voltage:</b> Withstands 2000V per UL 498 <b>Current interrupting:</b> Yes, at full-rated current <b>Temperature rise:</b> Max. 30°C (86°F) after 100 cycles of overload @ 150% of rated current (DC) <b>Trip time:</b> 0.025 seconds (Class A) <b>Frequency:</b> 60 Hz; Voltage: 125V; Amperage: 15A/20A 20A feed-through <b>Short circuit testing:</b> Meets and exceeds 10 kA <b>Maximum interrupting capacity:</b> 20 Amps
<b>Mechanical specifications</b>	<b>Terminal accommodation:</b> #14 - 10 AWG <b>Voltage ratings:</b> Permanently marked on device	<b>Terminal accommodation:</b> #14 - 10 AWG <b>Voltage ratings:</b> Permanently marked on device

Project Name:	Prepared By:
Project Number:	Date:
Catalog Number:	Type:

**Table 4. Materials**

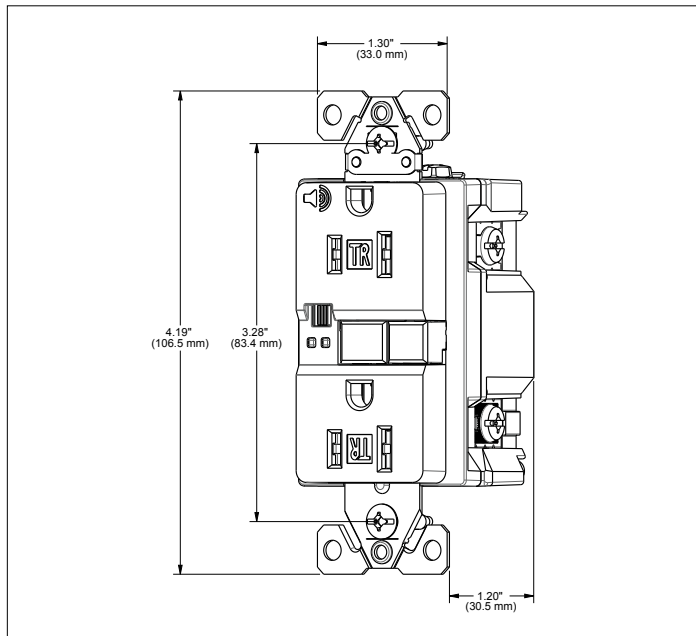
Catalog no.	TRSGFA 15A & 20A	SGFDA20
<b>Top housing</b>	Thermoplastic, nylon 6/6	Thermoplastic, nylon 6/6
<b>Bottom housing</b>	Thermoplastic, PVC	Thermoplastic, PVC
<b>Strap</b>	0.040" thick steel, zinc-plated	0.040" thick steel, zinc-plated; WR & TWR: nickel-plated
<b>Line contacts</b>	0.030" thick brass	0.030" thick brass
<b>Terminal &amp; ground screws</b>	#8-32 steel, brass-plated; neutral screw nickel-plated, ground screw green	Terminal: Brass/nickel-plated steel; WR & TWR brass/nickel-plated stainless steel; Ground: ground screw green on all models, WR and TWR stainless steel
<b>Terminal clamps</b>	0.070" thick steel	Brass-plated steel; WR & TWR nickel-plated steel

**Table 5. Color ordering information**

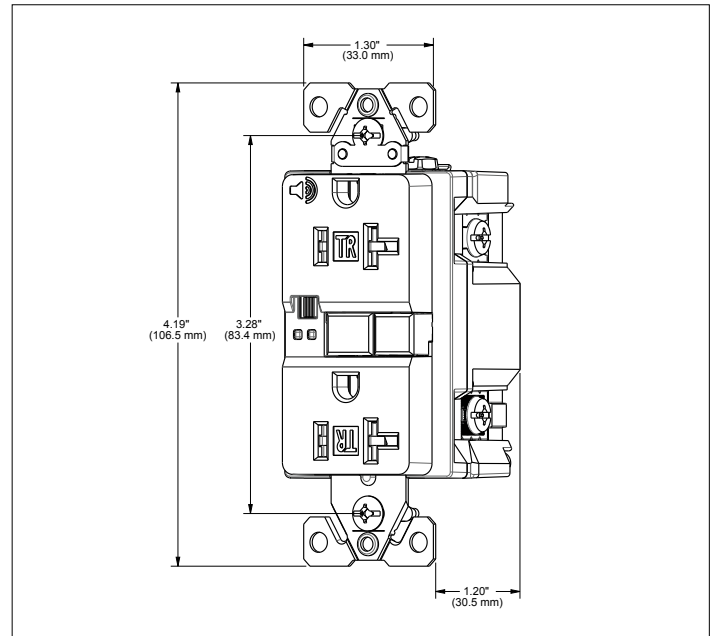
For ordering devices, include Cat. no. followed by the color code: A (Almond), B (Brown), BK (Black), GY (Gray), LA (Light Almond), V (Ivory), W (White)

<b>A</b>	<b>B</b>	<b>BK</b>	<b>GY</b>	<b>LA</b>	<b>RD</b>	<b>V</b>	<b>W</b>
(Almond)	(Brown)	(Black)	(Gray)	(Lt. Almond)	(Red)	(Ivory)	(White)

**Product dimensions**



**Figure 1. TRSGFA 15A Line art with dimensions**



**Figure 2. TRSGFA 20A Line art with dimensions**

Project Name:	Prepared By:
Project Number:	Date:
Catalog Number:	Type:

## Product dimensions

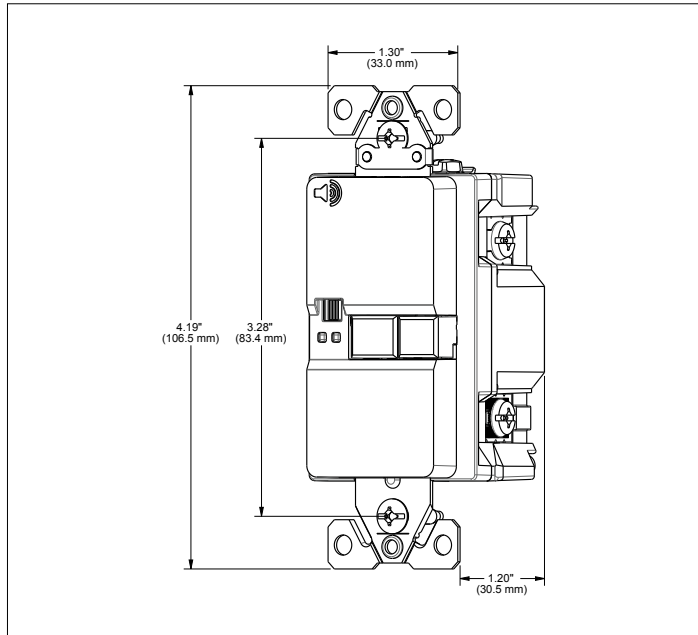


Figure 3. SGFDA20 Line art with dimensions

## Certifications & compliances

Catalog no.						
TRSGFA15	•	•	•	•	•	•
TRSGFA20	•	•				
TRSGFA15W-M	•	•				
SGFDA20	•	•	•	•	•	•

**KEY:** cULus NAFTA NOM Arrowlink

Parts are manufactured and designed in accordance with article 4 of the European Union's RoHS2 directive 2011/65/EU

Build-To-Spec Customizable Devices

**Compliances, specifications and availability are subject to change without notice.**

Electrical Sector  
203 Cooper Circle  
Peachtree City, GA 30269  
United States  
Eaton.com  
Eaton.com/arrowhart

Electrical Sector  
Canada Operations  
5925 McLaughlin Road  
Mississauga, Ontario, L5R 1B8  
Canada  
EatonCanada.ca  
Eaton.com/arrowhart

Electrical Sector  
Mexico Operations  
Carr. Tlalnepantla -  
Cuautitlán Km 17.8 s/n  
Col. Villa Jardín esq.  
Cerrada 8 de Mayo  
Cuautitlán, México CP 54800  
México  
Eaton.mx  
Eaton.com/arrowhart