

Project: _____

Location: _____

Product Type: _____

Contact/Phone: _____

Model #: _____

T1900 & T1970 Series

The T1900 and T1970 Series Mechanical Time Switches provide up to 96 operations (48 ON/48 OFF) every 24 hours, with minimum ON/OFF times of 15 minutes. These time switches are ideal in areas where shorter duration ON/OFF times are required.

Features

- Skipper™ models enable operations to be omitted on selected day(s) of the week
- Trippers slide Up /Down in dial slots for fast, accurate setting

Ratings

Enclosure Type:	See table
Knockouts:	Combination ½" - ¾" nominal knockouts, one on back and on each side, and two on bottom
Switch Type:	Single Pole Double Throw
Switch Rating:	20 Amp maximum 125, 208-277 and 480 VAC ½ HP, 125 VAC 1 HP, 250 VAC
Power Input:	3 Watts maximum
Operating Temp:	-40°F to 130°F (-40°C to 54°C)
Shipping Weight:	Type 1 - 3 lbs. (1.4 kg); Type 3R - 4 lbs. (1.8 kg)
Warranty:	Limited 1 year

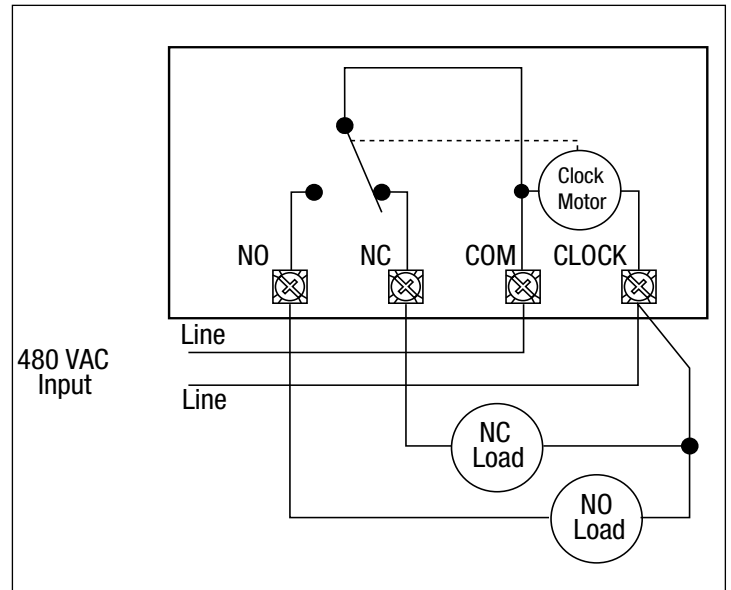
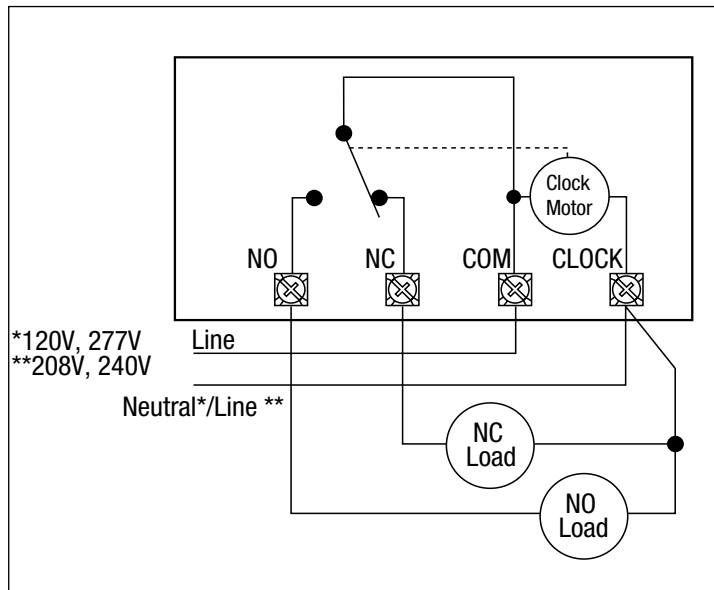


Model with Type 1 Steel Enclosure	Model with Type 3R Steel Enclosure	Model with Type 3R Plastic Enclosure	Clock Motor VAC 60 Hz	Skipper Wheel
T1905	-	T1905P	125	No
T1905E	-	-	480	No
T1906	-	-	208-277	No
T1975	T1975R	-	125	Yes
T1976	T1976R	-	208-277	Yes
T1975E	T1975ER	-	480	Yes

Specifications

The time switch shall be of the 24-Hour type dial and shall include 96 semi-permanently attached trippers. The time switch shall provide up to 48 ON and 48 OFF periods of 15 minutes each per day. The time switch shall be powered by a _____ (125)(208-277)(480) Volt, 60 Hz synchronous motor. The synchronous motor shall be designed to prevent damage caused by voltage transients up to 6000 volts minimum. The time switch motor shall be connected to the supply terminals with ring-type connectors and shall not require more than 3 Watts to operate time switch. An omitting device _____ (shall)(shall not) be required to enable switching operation to be skipped for any preselected day(s) of the week. The time switch shall have a snap-in mechanism to allow easy removal from the time switch enclosure. The enclosure shall be a steel _____ (Type 1)(Type 3R Steel)(Type 3R Plastic) with lockable hasp. The enclosure shall provide a minimum of 31 cubic inches of wiring space and provide a non-removable cover, which shall open a full 180 degrees. The time switch shall provide clear terminal identification on a non-curling terminal insulator. The time switch contacts shall be SPDT and rated at 20 Amps inductive and _____ (1/2)(1) HP at _____ (125)(208-277)(480) VAC. The time switch shall be agency listed under Clock Operated Switches and shall be Intermatic model _____ (See Model Numbers Listed).

Diagrams



Project: _____

Location: _____

Product Type: _____

Contact/Phone: _____

Model #: _____

T1900 & T1970 Series


The T1900 and T1970 Series Mechanical Time Switches provide up to 96 operations (48 ON/48 OFF) every 24 hours, with minimum ON/OFF times of 15 minutes. These time switches are ideal in areas where shorter duration ON/OFF times are required.

Features

- Skipper™ models enable operations to be omitted on selected day(s) of the week
- Trippers slide Up /Down in dial slots for fast, accurate setting

Ratings

Enclosure Type:	See table
Knockouts:	Combination ½" - ¾" nominal knockouts, one on back and on each side, and two on bottom
Switch Type:	Single Pole Double Throw
Switch Rating:	20 Amp maximum 125, 208-277 and 480 VAC ½ HP, 125 VAC 1 HP, 250 VAC
Power Input:	3 Watts maximum
Operating Temp:	-40°F to 130°F (-40°C to 54°C)
Shipping Weight:	Type 1 - 3 lbs. (1.4 kg); Type 3R - 4 lbs. (1.8 kg)
Warranty:	Limited 1 year



Model with Type 1 Steel Enclosure	Model with Type 3R Steel Enclosure	Model with Type 3R Plastic Enclosure	Clock Motor VAC 60 Hz	Skipper Wheel
T1905	-	T1905P	125	No
T1905E	-	-	480	No
T1906	-	-	208-277	No
T1975	T1975R	-	125	Yes
T1976	T1976R	-	208-277	Yes
T1975E	T1975ER	-	480	Yes

Specifications

The time switch shall be of the 24-Hour type dial and shall include 96 semi-permanently attached trippers. The time switch shall provide up to 48 ON and 48 OFF periods of 15 minutes each per day. The time switch shall be powered by a _____ (125)(208-277)(480) Volt, 60 Hz synchronous motor. The synchronous motor shall be designed to prevent damage caused by voltage transients up to 6000 volts minimum. The time switch motor shall be connected to the supply terminals with ring-type connectors and shall not require more than 3 Watts to operate time switch. An omitting device _____ (shall)(shall not) be required to enable switching operation to be skipped for any preselected day(s) of the week. The time switch shall have a snap-in mechanism to allow easy removal from the time switch enclosure. The enclosure shall be a steel _____ (Type 1)(Type 3R Steel)(Type 3R Plastic) with lockable hasp. The enclosure shall provide a minimum of 31 cubic inches of wiring space and provide a non-removable cover, which shall open a full 180 degrees. The time switch shall provide clear terminal identification on a non-curling terminal insulator. The time switch contacts shall be SPDT and rated at 20 Amps inductive and _____ (1/2)(1) HP at _____ (125)(208-277)(480) VAC. The time switch shall be agency listed under Clock Operated Switches and shall be Intermatic model _____ (See Model Numbers Listed).

Diagrams

