

# DBX/DBXQC/RMNICD

## 6" Dual Labeled IC/Non-IC AirShield Downlights

### LiteBox



DBX shown

### Features

#### DBX/DBXQC/RMNICD:

The DBX is three housing in one. It is IC, Non-IC, and Air Shield rated all in one housing. DBX trims are also dual rated for both IC and Non-IC use. This product is ideal for residential and multi-family applications. All housings are UL/CUL listed and approved for use in damp locations and through wiring.

	DBX/DBXQC	RMNICD
Length	10 <sup>3</sup> / <sub>4</sub> "	15 <sup>3</sup> / <sub>8</sub> "
Width	7 <sup>7</sup> / <sub>8</sub> "	6 <sup>5</sup> / <sub>8</sub> "
Height	7 <sup>1</sup> / <sub>2</sub> "	7 <sup>1</sup> / <sub>2</sub> "
Ceiling Cutout	6 <sup>7</sup> / <sub>8</sub> "	6 <sup>5</sup> / <sub>8</sub> "
Max. Ceiling Thickness	2 <sup>1</sup> / <sub>2</sub> "	1 <sup>1</sup> / <sub>2</sub> "

Order housing, trim and accessories as separate line items.

Catalog No. Description

### Line 1 Order Housing:

- ✳ **DBX** 6", line voltage housing. Dual labeled for IC or non-IC rated new construction applications. Air Shield rated.
- ✳ **DBXQC** 6", line voltage housing. Dual labeled for IC or non-IC rated new construction applications with wiring quick connects. Air Shield rated.
- RMNICD** 6", line voltage remodel housing. Dual labeled for IC or non-IC rated remodel applications.

Catalog No. Description

Catalog No. Description

### Line 2 Order Trim:



#### Adjustable

- TA60** White eyeball. Metal Flange. IC/Non-IC: 75W PAR-30, 65W BR-30
- TA65** Black regressed eyeball. IC: 50W PAR-30, 65W BR-30. Non-IC: 75W PAR-30, 85W BR-30
- TAW65** White regressed eyeball. IC: 50W PAR-30, 65W BR-30. Non-IC: 75W PAR-30, 85W BR-30



#### Baffle

- TB60** Stepped black baffle. IC: 75W PAR-30, 65W BR-30. Non-IC: 150W PAR-38, 120W BR-40, 40W A-19
- TBW60** Stepped white baffle. IC: 75W PAR-30, 65W BR-30. Non-IC: 150W PAR-38, 120W BR-40, 40W A-19
- TB61** Stepped long-neck black baffle. IC: 75W PAR-30L, 65W BR-30. Non-IC: 75W PAR-30L, 85W BR-30, 100W A-19
- TBW61** Stepped long-neck white baffle. IC: 75W PAR-30L, 65W BR-30. Non-IC: 75W PAR-30L, 85W BR-30, 100W A-19
- TB62** High wattage black stepped baffle. IC: 90W PAR-38, 90W BR-40. Non-IC: 150W PAR-38, 120W BR-40
- TBW62** High wattage white stepped baffle. IC: 90W PAR-38, 90W BR-40. Non-IC: 150W PAR-38, 120W BR-40



#### Lensed

- TL60** Drop opal shower trim. Non-metallic flange. IC: 50W PAR-30, 40W A-19. Non-IC: 75W PAR-30, 75W A-19
- TL61** Glass drop opal shower trim. IC: 50W PAR-30, 60W A-19. Non-IC: 75W PAR-30, 100W A-19
- TL62** Fresnel shower trim. Non-metallic flange. IC: 50W PAR-30. Non-IC: 75W PAR-30
- TL63** Domed polycarbonate shower trim. IC: 40W A-19. Non-IC: 75W A-19



#### Lensed (continued)

- TL64** White albalite flush glass shower trim. Metal flange. Non-IC: 75W PAR-30, 60W A-19
- TL65** Textured dome art glass, metal flange in white, polished brass (PB) or Zet Silver (Z).
- TL65PB** IC: 75W PAR-30, 40W A-19. Non-IC: 75W PAR-30, 100W A-19
- TL65Z** IC: 75W PAR-30, 40W A-19. Non-IC: 75W PAR-30, 100W A-19



#### Open

- TO6** White cone. Metal flange. IC: 75W PAR-30, 65W BR-30. Non-IC: 150W PAR-38, 120W BR-40, 40W A-19
- TO60B** Specular black(B), clear(C) or gold(G) Alzak reflector
- TO60C** IC: 75W PAR-30, 65W BR-30. Non-IC: 150W PAR-38, 120W BR-40, 40W A-19
- TO60G** IC: 75W PAR-30, 65W BR-30. Non-IC: 150W PAR-38, 120W BR-40, 40W A-19
- TO61** White open splay. Metal flange. IC: 75W PAR-30L, 65W BR-30. Non-IC: 75W PAR-30L, 85W BR-30, 100W A-19
- TO62** White open trim. IC: 90W PAR-38, 90W BR-40. Non-IC: 150W PAR-38, 120W BR-40
- TO63WL** White open shower trim. Metal flange. IC/Non-IC: 50W PAR-30L
- TO64WL** White high wattage open shower trim. Metal flange. IC/Non-IC: 75W PAR-38



#### Wall Wash

- TW61BF** Black baffle wall wash. Max. Non-IC only: 60W A-19
- TW61WBF** White baffle wall wash. Max. Non-IC only: 60W A-19



✳ Denotes Air Shield rated.  
 Ⓛ UL Listed for Wet Locations.

# 6" Compact Fluorescent IC-Rated AirShield Downlights

# IBX13ICAT/IBX26ICAT

## Features

**IBX13ICAT/IBX26ICAT:** The IBX13ICAT and IBX26ICAT housings are new Energy Star approved, AirShield rated downlights for use with 13W quad/triple tube or 26W triple/spiral tube compact fluorescent lamps. These products help to provide compliance with model energy codes and qualify for regional utility rebate programs. Both housings use standard LiteBox DBX family trims. Electronic NPF ballast standard. All housings are Energy Star, UL/CUL listed, and are approved for use in damp locations and through wiring.

**NEW!**

**LiteBox**



IBX13ICAT shown

Order housing, trim, and accessories as separate line items.

## Line 1 Order Housing:

Catalog No.	Description
* IBX13ICAT	6", 13W quad or triple tube CFL IC-Rated housing for new construction where insulation is present. Air Shield™ rated, Energy Star Certified. Lamp Base G24Q-1 (120V)
* IBX26ICAT	6", 26W triple or spiral tube CFL IC-Rated housing for new construction where insulation is present. Air Shield™ rated, Energy Star Certified. Lamp Base G24Q-3 (120V)

## Line 2 Order Trim:

Catalog No.	Description	Catalog No.	Description
<b>Baffle</b>			
TB60	Stepped black baffle One 13W Quad Tube, One 13W or 26W Triple/Spiral Tube	TL65PB	• Textured dome art glass shower trim. Polished Brass Metal flange One 13W Quad Tube, One 13W or 26W Triple/Spiral Tube
TBW60	Stepped white baffle One 13W Quad Tube, One 13W or 26W Triple/Spiral Tube	TL65Z	• Textured dome art glass shower trim. Zet Metal flange One 13W Quad Tube, One 13W or 26W Triple/Spiral Tube
TB61	Stepped black baffle One 13W Quad Tube, One 13W or 26W Triple/Spiral Tube	<b>Open</b>	
TBW61	Stepped white baffle One 13W Quad Tube, One 13W or 26W Triple/Spiral Tube	TO6	White cone. Metal flange. One 13W Quad Tube, One 13W or 26W Triple/Spiral Tube
TB62	Deep black baffle One 13W Quad Tube, One 13W or 26W Triple/Spiral Tube	TO60B	Specular black Alzak reflector One 13W Quad Tube, One 13W or 26W Triple/Spiral Tube
TBW62	Deep white baffle One 13W Quad Tube, One 13W or 26W Triple/Spiral Tube	TO60C	Specular clear Alzak reflector One 13W Quad Tube, One 13W or 26W Triple/Spiral Tube
<b>Lensed</b>			
TL60	• Drop opal shower trim. Non-metallic flange. One 13W or 26W Triple/Spiral Tube	TO60G	Specular gold Alzak reflector One 13W Quad Tube, One 13W or 26W Triple/Spiral Tube
TL61	• Glass drop opal shower trim. One 13W or 26W Triple/Spiral Tube	TO61	White open splay. Metal flange. One 13W Quad Tube, One 13W or 26W Triple/Spiral Tube
TL62	• Fresnel shower trim. Non-metallic flange. One 13W Triple Tube	TO62	White open trim One 13W Quad Tube, One 13W or 26W Triple/Spiral Tube
TL63	• Domed polycarbonate shower trim. One 13W or 26W Triple/Spiral Tube	<b>Wall Wash</b>	
TL64	• White albalite flush glass shower trim. One 13W Quad Tube or Triple Tube, One 13W or 26W Triple Tube	TW61BF	Wall wash, black baffle One 13W Quad Tube, One 13W or 26W Triple/Spiral Tube
TL65	• Textured dome art glass shower trim. White Metal Flange One 13W Quad Tube or Triple Tube, One 13W or 26W Triple/Spiral Tube	TW61WBF	Wall wash, white baffle One 13W Quad Tube, One 13W or 26W Triple/Spiral Tube

## Order Accessories:

G6	Ceiling gasket for 6" housings. Ceiling gasket seals housing to drywall opening as an option for Washington State Energy Code (W.S.E.C.) compliance.
----	--

\* Denotes Air Shield rated.  
• UL Listed for Wet Locations.

# 6" High Wattage IC-Rated Downlights

# IBXHW

LiteBox

## Features

### IBXHW:

The IBXHW is designed for IC applications where wattages higher than those offered in traditional standard IC cans are required. It utilizes the same trims as the DBX family and is Air Shield rated to comply with air tight requirements in accordance to ASTM E 283. IBXHW is ideal for residential and multi-family applications, is UL/CUL Listed, and approved for use in damp locations and through wiring.

	IBXHW
Length	13"
Width	8 <sup>3</sup> / <sub>8</sub> "
Height	7 <sup>5</sup> / <sub>8</sub> "
Ceiling Cutout	6 <sup>7</sup> / <sub>8</sub> "
Max. Ceiling Thickness	2"

Order housing, trim, and accessories as separate line items. See ordering example below.

Catalog No. Description

## Line 1 Order Housing:

- ✳ IBXHW 6", line voltage high wattage housing for IC rated new construction applications. Air Shield rated.


Catalog No. Description


Catalog No. Description

## Line 2 Order Trim:

Adjustable		Open	
	<b>TA60</b> White eyeball 75W PAR-30L, 85W BR-30		<b>TO6</b> White cone. Metal flange. 150W PAR-38, 120W BR-40, 100W A-19
	<b>TA65</b> Black regressed eyeball 75W PAR-30L, 85W BR-30		<b>TO60B</b> Specular black Alzak reflector 150W PAR-38, 120W BR-40, 100W A-19
	<b>TAW65</b> White regressed eyeball 75W PAR-30L, 85W BR-30		<b>TO60C</b> Specular clear Alzak reflector 150W PAR-38, 120W BR-40, 100W A-19
Baffle			<b>TO60G</b> Specular gold Alzak reflector 150W PAR-38, 120W BR-40, 100W A-19
	<b>TB60</b> Stepped black baffle 150W PAR-38, 120W BR-40, 100W A-19		<b>TO61</b> White open splay. Metal flange. 75W PAR-30L, 85W BR-30, 75W A-19
	<b>TBW60</b> Stepped white baffle 150W PAR-38, 120W BR-40, 100W A-19		<b>TO62</b> White open trim 150W PAR-38, 120W BR-40
	<b>TB61</b> Stepped long-neck black baffle 75W PAR-30L, 75W BR-30, 75W A-19	Open Shower	
	<b>TBW61</b> Stepped long-neck white baffle 75W PAR-30L, 75W BR-30, 75W A-19		<b>TO63WL</b>  White open shower trim. 50W PAR-30L
	<b>TB62</b> Stepped black baffle 150W PAR-38, 120W BR-40		<b>TO64WL</b>  High wattage white open shower trim. 75W PAR-38
	<b>TBW62</b> Stepped white baffle 150W PAR-38, 120W BR-40	Wall Wash	
Lensed			<b>TW61BF</b> Wall wash, black baffle 40W A-19
	<b>TL60</b>  Drop opal shower trim. Non-metallic flange. 75W PAR-30, 60W A-19		<b>TW61WBF</b> Wall wash, white baffle 40W A-19
	<b>TL61</b>  Glass drop opal shower trim. 75W PAR-30, 75W A-19		
	<b>TL62</b>  Fresnel shower trim. Non-metallic flange. 75W PAR-30		
	<b>TL63</b>  Domed polycarbonate shower trim. 60W A-19		
	<b>TL64</b>  White albalite flush glass shower trim. 40W A-19		

## Order Accessories:

- G6**  Ceiling gasket for 6" housings. Ceiling gasket seals housing to drywall opening as an option for Washington State Energy Code (W.S.E.C.) compliance.

✳ Denotes Air Shield rated.  
 UL Listed for Wet Locations.

# DBX/DBXQC/RMNICD

## 6" Dual Labeled IC/Non-IC AirShield Downlights

### LiteBox



DBX shown

### Features

#### DBX/DBXQC/RMNICD:

The DBX is three housing in one. It is IC, Non-IC, and Air Shield rated all in one housing. DBX trims are also dual rated for both IC and Non-IC use. This product is ideal for residential and multi-family applications. All housings are UL/CUL listed and approved for use in damp locations and through wiring.

	DBX/DBXQC	RMNICD
Length	10 <sup>3</sup> / <sub>4</sub> "	15 <sup>3</sup> / <sub>8</sub> "
Width	7 <sup>7</sup> / <sub>8</sub> "	6 <sup>5</sup> / <sub>8</sub> "
Height	7 <sup>1</sup> / <sub>2</sub> "	7 <sup>1</sup> / <sub>2</sub> "
Ceiling Cutout	6 <sup>7</sup> / <sub>8</sub> "	6 <sup>5</sup> / <sub>8</sub> "
Max. Ceiling Thickness	2 <sup>1</sup> / <sub>2</sub> "	1 <sup>1</sup> / <sub>2</sub> "

Order housing, trim and accessories as separate line items.

Catalog No. Description

### Line 1 Order Housing:

- ✳ **DBX** 6", line voltage housing. Dual labeled for IC or non-IC rated new construction applications. Air Shield rated.
- ✳ **DBXQC** 6", line voltage housing. Dual labeled for IC or non-IC rated new construction applications with wiring quick connects. Air Shield rated.
- RMNICD** 6", line voltage remodel housing. Dual labeled for IC or non-IC rated remodel applications.

Catalog No. Description

Catalog No. Description

### Line 2 Order Trim:



#### Adjustable

- TA60** White eyeball. Metal Flange. IC/Non-IC: 75W PAR-30, 65W BR-30
- TA65** Black regressed eyeball. IC: 50W PAR-30, 65W BR-30. Non-IC: 75W PAR-30, 85W BR-30
- TAW65** White regressed eyeball. IC: 50W PAR-30, 65W BR-30. Non-IC: 75W PAR-30, 85W BR-30



#### Baffle

- TB60** Stepped black baffle. IC: 75W PAR-30, 65W BR-30. Non-IC: 150W PAR-38, 120W BR-40, 40W A-19
- TBW60** Stepped white baffle. IC: 75W PAR-30, 65W BR-30. Non-IC: 150W PAR-38, 120W BR-40, 40W A-19
- TB61** Stepped long-neck black baffle. IC: 75W PAR-30L, 65W BR-30. Non-IC: 75W PAR-30L, 85W BR-30, 100W A-19
- TBW61** Stepped long-neck white baffle. IC: 75W PAR-30L, 65W BR-30. Non-IC: 75W PAR-30L, 85W BR-30, 100W A-19
- TB62** High wattage black stepped baffle. IC: 90W PAR-38, 90W BR-40. Non-IC: 150W PAR-38, 120W BR-40
- TBW62** High wattage white stepped baffle. IC: 90W PAR-38, 90W BR-40. Non-IC: 150W PAR-38, 120W BR-40



#### Lensed

- TL60** Drop opal shower trim. Non-metallic flange. IC: 50W PAR-30, 40W A-19. Non-IC: 75W PAR-30, 75W A-19
- TL61** Glass drop opal shower trim. IC: 50W PAR-30, 60W A-19. Non-IC: 75W PAR-30, 100W A-19
- TL62** Fresnel shower trim. Non-metallic flange. IC: 50W PAR-30. Non-IC: 75W PAR-30
- TL63** Domed polycarbonate shower trim. IC: 40W A-19. Non-IC: 75W A-19



#### Lensed (continued)

- TL64** White albalite flush glass shower trim. Metal flange. Non-IC: 75W PAR-30, 60W A-19
- TL65** Textured dome art glass, metal flange in white, polished brass (PB) or Zet Silver (Z).
- TL65PB** IC: 75W PAR-30, 40W A-19. Non-IC: 75W PAR-30, 100W A-19
- TL65Z** IC: 75W PAR-30, 40W A-19. Non-IC: 75W PAR-30, 100W A-19



#### Open

- TO6** White cone. Metal flange. IC: 75W PAR-30, 65W BR-30. Non-IC: 150W PAR-38, 120W BR-40, 40W A-19
- TO60B** Specular black(B), clear(C) or gold(G) Alzak reflector
- TO60C** IC: 75W PAR-30, 65W BR-30. Non-IC: 150W PAR-38, 120W BR-40, 40W A-19
- TO60G** IC: 75W PAR-30, 65W BR-30. Non-IC: 150W PAR-38, 120W BR-40, 40W A-19
- TO61** White open splay. Metal flange. IC: 75W PAR-30L, 65W BR-30. Non-IC: 75W PAR-30L, 85W BR-30, 100W A-19
- TO62** White open trim. IC: 90W PAR-38, 90W BR-40. Non-IC: 150W PAR-38, 120W BR-40
- TO63WL** White open shower trim. Metal flange. IC/Non-IC: 50W PAR-30L
- TO64WL** White high wattage open shower trim. Metal flange. IC/Non-IC: 75W PAR-38



#### Wall Wash

- TW61BF** Black baffle wall wash. Max. Non-IC only: 60W A-19
- TW61WBF** White baffle wall wash. Max. Non-IC only: 60W A-19



✳ Denotes Air Shield rated.  
 Ⓛ UL Listed for Wet Locations.

# 6" Compact Fluorescent IC-Rated AirShield Downlights

# IBX13ICAT/IBX26ICAT

## Features

**IBX13ICAT/IBX26ICAT:** The IBX13ICAT and IBX26ICAT housings are new Energy Star approved, AirShield rated downlights for use with 13W quad/triple tube or 26W triple/spiral tube compact fluorescent lamps. These products help to provide compliance with model energy codes and qualify for regional utility rebate programs. Both housings use standard LiteBox DBX family trims. Electronic NPF ballast standard. All housings are Energy Star, UL/CUL listed, and are approved for use in damp locations and through wiring.

**NEW!**

**LiteBox**



IBX13ICAT shown

Order housing, trim, and accessories as separate line items.

## Line 1 Order Housing:

Catalog No.	Description
* IBX13ICAT	6", 13W quad or triple tube CFL IC-Rated housing for new construction where insulation is present. Air Shield™ rated, Energy Star Certified. Lamp Base G24Q-1 (120V)
* IBX26ICAT	6", 26W triple or spiral tube CFL IC-Rated housing for new construction where insulation is present. Air Shield™ rated, Energy Star Certified. Lamp Base G24Q-3 (120V)

## Line 2 Order Trim:

Catalog No.	Description	Catalog No.	Description
<b>Baffle</b>			
TB60	Stepped black baffle One 13W Quad Tube, One 13W or 26W Triple/Spiral Tube	TL65PB	• Textured dome art glass shower trim. Polished Brass Metal flange One 13W Quad Tube, One 13W or 26W Triple/Spiral Tube
TBW60	Stepped white baffle One 13W Quad Tube, One 13W or 26W Triple/Spiral Tube	TL65Z	• Textured dome art glass shower trim. Zet Metal flange One 13W Quad Tube, One 13W or 26W Triple/Spiral Tube
TB61	Stepped black baffle One 13W Quad Tube, One 13W or 26W Triple/Spiral Tube	<b>Open</b>	
TBW61	Stepped white baffle One 13W Quad Tube, One 13W or 26W Triple/Spiral Tube	TO6	White cone. Metal flange. One 13W Quad Tube, One 13W or 26W Triple/Spiral Tube
TB62	Deep black baffle One 13W Quad Tube, One 13W or 26W Triple/Spiral Tube	TO60B	Specular black Alzak reflector One 13W Quad Tube, One 13W or 26W Triple/Spiral Tube
TBW62	Deep white baffle One 13W Quad Tube, One 13W or 26W Triple/Spiral Tube	TO60C	Specular clear Alzak reflector One 13W Quad Tube, One 13W or 26W Triple/Spiral Tube
<b>Lensed</b>			
TL60	• Drop opal shower trim. Non-metallic flange. One 13W or 26W Triple/Spiral Tube	TO60G	Specular gold Alzak reflector One 13W Quad Tube, One 13W or 26W Triple/Spiral Tube
TL61	• Glass drop opal shower trim. One 13W or 26W Triple/Spiral Tube	TO61	White open splay. Metal flange. One 13W Quad Tube, One 13W or 26W Triple/Spiral Tube
TL62	• Fresnel shower trim. Non-metallic flange. One 13W Triple Tube	TO62	White open trim One 13W Quad Tube, One 13W or 26W Triple/Spiral Tube
TL63	• Domed polycarbonate shower trim. One 13W or 26W Triple/Spiral Tube	<b>Wall Wash</b>	
TL64	• White albalite flush glass shower trim. One 13W Quad Tube or Triple Tube, One 13W or 26W Triple Tube	TW61BF	Wall wash, black baffle One 13W Quad Tube, One 13W or 26W Triple/Spiral Tube
TL65	• Textured dome art glass shower trim. White Metal Flange One 13W Quad Tube or Triple Tube, One 13W or 26W Triple/Spiral Tube	TW61WBF	Wall wash, white baffle One 13W Quad Tube, One 13W or 26W Triple/Spiral Tube

## Order Accessories:

G6	Ceiling gasket for 6" housings. Ceiling gasket seals housing to drywall opening as an option for Washington State Energy Code (W.S.E.C.) compliance.
----	--



\* Denotes Air Shield rated.  
• UL Listed for Wet Locations.

# 6" High Wattage IC-Rated Downlights

# IBXHW

LiteBox

## Features

### IBXHW:

The IBXHW is designed for IC applications where wattages higher than those offered in traditional standard IC cans are required. It utilizes the same trims as the DBX family and is Air Shield rated to comply with air tight requirements in accordance to ASTM E 283. IBXHW is ideal for residential and multi-family applications, is UL/CUL Listed, and approved for use in damp locations and through wiring.

	IBXHW
Length	13"
Width	8 <sup>3</sup> / <sub>8</sub> "
Height	7 <sup>5</sup> / <sub>8</sub> "
Ceiling Cutout	6 <sup>7</sup> / <sub>8</sub> "
Max. Ceiling Thickness	2"

Order housing, trim, and accessories as separate line items. See ordering example below.

Catalog No. Description

## Line 1 Order Housing:

- ✳ IBXHW 6", line voltage high wattage housing for IC rated new construction applications. Air Shield rated.


Catalog No. Description


Catalog No. Description

## Line 2 Order Trim:

Adjustable		Open	
	<b>TA60</b> White eyeball 75W PAR-30L, 85W BR-30		<b>TO6</b> White cone. Metal flange. 150W PAR-38, 120W BR-40, 100W A-19
	<b>TA65</b> Black regressed eyeball 75W PAR-30L, 85W BR-30		<b>TO60B</b> Specular black Alzak reflector 150W PAR-38, 120W BR-40, 100W A-19
	<b>TAW65</b> White regressed eyeball 75W PAR-30L, 85W BR-30		<b>TO60C</b> Specular clear Alzak reflector 150W PAR-38, 120W BR-40, 100W A-19
Baffle			<b>TO60G</b> Specular gold Alzak reflector 150W PAR-38, 120W BR-40, 100W A-19
	<b>TB60</b> Stepped black baffle 150W PAR-38, 120W BR-40, 100W A-19		<b>TO61</b> White open splay. Metal flange. 75W PAR-30L, 85W BR-30, 75W A-19
	<b>TBW60</b> Stepped white baffle 150W PAR-38, 120W BR-40, 100W A-19		<b>TO62</b> White open trim 150W PAR-38, 120W BR-40
	<b>TB61</b> Stepped long-neck black baffle 75W PAR-30L, 75W BR-30, 75W A-19	Open Shower	
	<b>TBW61</b> Stepped long-neck white baffle 75W PAR-30L, 75W BR-30, 75W A-19		<b>TO63WL</b>  White open shower trim. 50W PAR-30L
	<b>TB62</b> Stepped black baffle 150W PAR-38, 120W BR-40		<b>TO64WL</b>  High wattage white open shower trim. 75W PAR-38
	<b>TBW62</b> Stepped white baffle 150W PAR-38, 120W BR-40	Wall Wash	
Lensed			<b>TW61BF</b> Wall wash, black baffle 40W A-19
	<b>TL60</b>  Drop opal shower trim. Non-metallic flange. 75W PAR-30, 60W A-19		<b>TW61WBF</b> Wall wash, white baffle 40W A-19
	<b>TL61</b>  Glass drop opal shower trim. 75W PAR-30, 75W A-19		
	<b>TL62</b>  Fresnel shower trim. Non-metallic flange. 75W PAR-30		
	<b>TL63</b>  Domed polycarbonate shower trim. 60W A-19		
	<b>TL64</b>  White albalite flush glass shower trim. 40W A-19		

## Order Accessories:

- G6**  Ceiling gasket for 6" housings. Ceiling gasket seals housing to drywall opening as an option for Washington State Energy Code (W.S.E.C.) compliance.

✳ Denotes Air Shield rated.  
 UL Listed for Wet Locations.