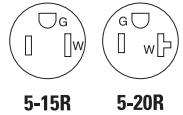


Arrow Hart combination USB charger with tamper resistant duplex receptacle

Project Name:	Prepared By:
Project Number:	Date:
Catalog Number:	Type:

Description

2-pole, 3-wire grounding
 15A, 125V/AC, 5V/DC, 3.1A
 20A, 125V/AC, 5V/DC, 3.1A
 NEMA 5-15R, 5-20R



TR7755W



TR7756



Design features

- Standard AC duplex receptacle with two USB charging ports rated at 3.1A
- Dual USB charging ports charge most compatible electronic devices that charge via a 5V charger adapter
- Three (3) pre-stripped 6" wire leads for line, neutral and ground for quick and easy installation
- Tamper resistant shutters provide compliance with 2014 NEC® Article 406.12 that states that all 15A and 20A, 125V receptacles installed in dwelling units must be tamper resistant
- Replaces a standard duplex receptacle
- Automatic grounding system eliminates need for bonding jumper in grounded metal enclosure, provides redundant measure of ground continuity where jumper is used
- Thermoplastic top and back-body are virtually unbreakable to deliver years of durable performance
- Steel mounting strap is zinc plated for added corrosion resistance
- Convenient patented built-in wire strippers speed installation
- Triple wipe blade contacts and double wipe ground contacts to insure long-term blade retention

Table 1. USB charger with tamper resistant duplex receptacles, pre-stripped wire leads

Catalog no.	Description	Rating		USB rating		Color suffix
		A	V/AC	Amp	V/DC	
<input type="checkbox"/> TR7755__	USB charger with tamper resistant duplex receptacle	15	125	3.1	5	A, B, BK, GY, LA, V, W
<input type="checkbox"/> TR7756__	USB charger with tamper resistant duplex receptacle	20	125	3.1	5	A, B, BK, GY, LA, V, W

Compliances, specifications and availability are subject to change without notice.



Powering Business Worldwide

Project Name:	Prepared By:
Project Number:	Date:
Catalog Number:	Type:

Applications

The Arrow Hart USB duplex receptacle provides quick and convenient access to charge virtually any electronic component including smart phones, tablets, e-readers, cameras and MP3 players. The specification grade device is built to withstand the tough demands of the commercial environment while also providing code compliance with 2014 NEC® article 406.12 that requires tamper resistant receptacles in dwelling units.

Table 2. Specifications

Catalog no.	TR7755 & TR7756 series
Device type	USB combination charger with tamper resistant duplex receptacle
Wiring type	Wire leads
Testing & code compliance	cULus Listed to UL498 and UL1310, File no. E15058
Environmental specifications	Flammability: Meets UL94 requirements; V2 rated Temperature rating: -20°C to 60°C (-4°F to 140°F)
Electrical specifications: AC output	Dielectric voltage: Receptacle withstands 2000V per UL498 Temperature rise: Receptacle - max. 30°C (86°F) after 100 cycles of overload @ 150% of rated current (DC)
Electrical specifications: DC output	Switching frequency: Typical 140 kHz Output voltage: Nominal 5V (+/- 10%) Protection: Current limiting and thermal shutdown protection Output current: Constant current maximum 3.1A
Mechanical specifications	Terminations: Device can be wired using #14 or #12 AWG wires, three 6" pre-stripped wire leads for line, neutral and ground, #14 AWG for TR7755 and #12 AWG for TR7756

Table 3. Materials

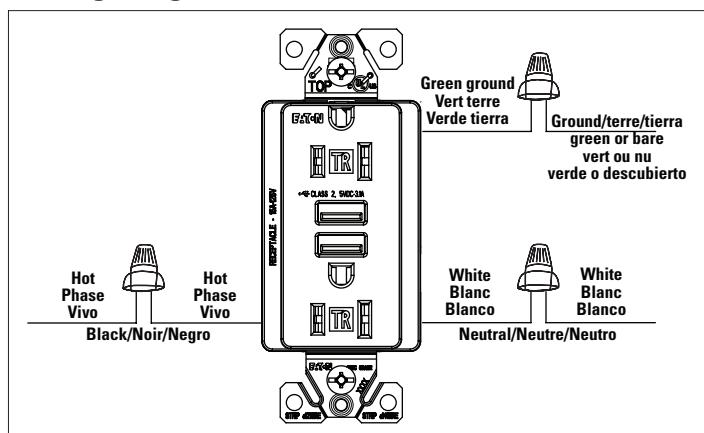
Catalog no.	TR7755 & TR7756 series
Top housing	PC
Bottom housing	PC
Strap	0.045" thick steel, zinc plated
Auto ground clip	Phosphor bronze
Line contacts	0.030" thick brass
Ground contact	0.014" thick brass
Terminal screws	N/A (wire leads)
Ground screw	N/A (wire leads)
Tamper resistant	Reliable Delrin® shutter assembly

Table 4. Color ordering information

For ordering devices, include Cat. no. followed by the color code: A (Almond), B (Brown), BK (Black), GY (Gray), LA (Light Almond), V (Ivory), W (White)

A	B	BK	GY	LA	V	W
Almond	Brown	Black	Gray	Lt. Almond	Ivory	White

Wiring diagram



Project Name:	Prepared By:
Project Number:	Date:
Catalog Number:	Type:

Product dimensions

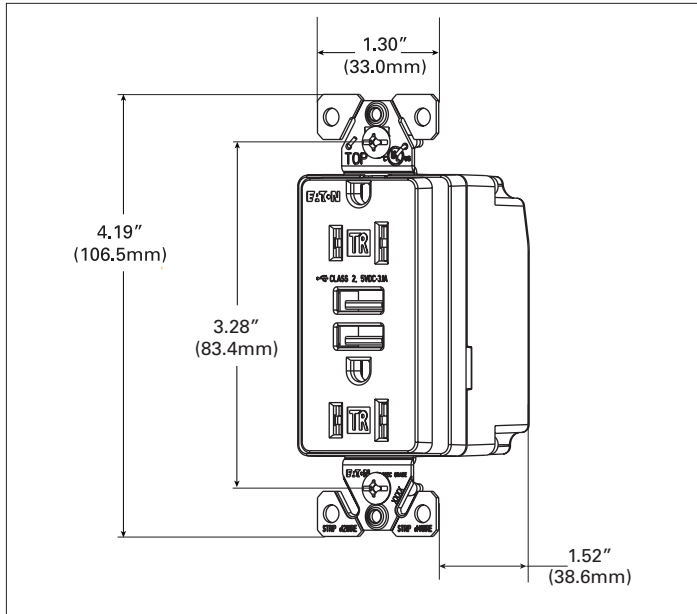


Figure 1. TR7755 Line art with dimensions

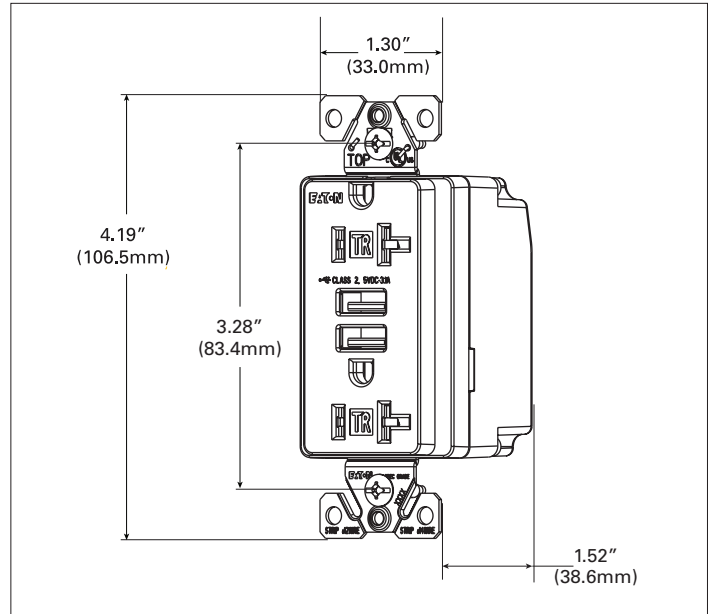


Figure 2. TR7756 Line art with dimensions

Certifications & compliances

Catalog no.	cULus	NOM 426
TR7755	•	•
TR7756	•	•

KEY: cULus cULus NOM 426 NOM

Electrical Sector
203 Cooper Circle
Peachtree City, GA 30269
United States
Eaton.com
Cooperwiringdevices.com

Electrical Sector
Canada Operations
5925 McLaughlin Road
Mississauga, Ontario, L5R 1B8
Canada
EatonCanada.ca
Cooperwiringdevices.com

Electrical Sector
Mexico Operations
Carr. Tlalnepantla -
Cuautitlán Km 17.8 s/n
Col. Villa Jardín esq.
Cerrada 8 de Mayo
Cuautitlán, México CP 54800
México
Eaton.mx
Cooperwiringdevices.com

Eaton
1000 Eaton Boulevard
Cleveland, OH 44122
United States
Eaton.com

© 2015 Eaton
All Rights Reserved
Printed in USA
Publication No. TD610014EN
July 2015