

SPECIFICATION SHEET

TRP-24 SERIES POWER PACK FOR OCCUPANCY SENSOR

APPLICATIONS

- Power and switching for occupancy or light sensors
- Power and switching for SS410 auto-OFF switch
- BAS compatible
- Demand shedding applications
- Low cost momentary switching of loads

FEATURES

OPERATION:

Switches line voltage loads ON/OFF based on a contact closure from an occupancy sensor, auto-OFF switch, or relay.

SENSOR CONTROL:

Three wires for typical device control. Red and black wires for 24VDC output to power a device. Blue control wire to receive ON/OFF signal back from device.

TRP-24B INPUT:

Two additional input wires to control TRP.

1. ON from momentary switch.
2. OFF from momentary switch.

TRP-24I INPUT:

Four additional input wires to control TRP.

1. Hold OFF for demand shed control.
2. Hold ON override.
3. ON from momentary switch.
4. OFF from momentary switch.

ENHANCED SWITCHING:

Inrush current limiting technology protects relay contacts for extended life with zero cross type switching.

MOUNTING:

Box mount to 1/2" KO.

SPECIFICATIONS

VOLTAGE:

120/230/277VAC 50/60Hz.

OPERATING TEMPERATURE:

32° to 131° F (0° to 55°C).

WARRANTY:

5 YRS.

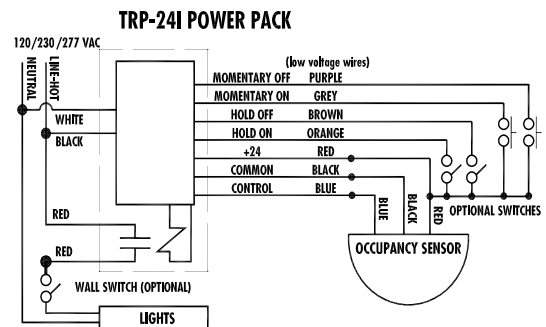
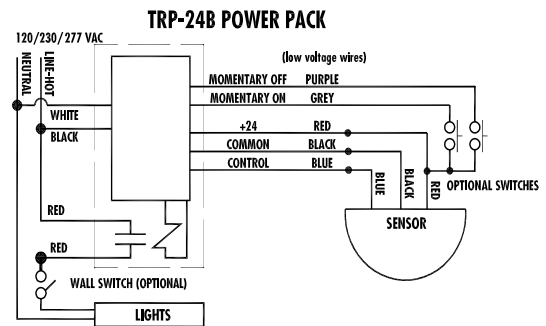
CONTACT RATINGS:

- 120V 15A Incandescent.
- 120V 20A Ballast.
- 230V 20A Ballast.
- 277V 20A Ballast.
- 120V 1 HP Motor.

Project Info:	Type:
Job Ref:	Catalog Number:
Approvals:	Date:



WIRING DIAGRAM



ORDERING INFO

CAT. NO.	UPC CODE	INPUT SUPPLY VAC 50/60Hz	DESCRIPTION
TRP-24B	98225	120/230/277	SPST
TRP-24I	98227	120/230/277	SPST
LCS115M	82082		Momentary Switch SPST

SPECIFICATION SHEET

TRP-24 SERIES POWER PACK FOR OCCUPANCY SENSOR

APPLICATIONS

- Power and switching for occupancy or light sensors
- Power and switching for SS410 auto-OFF switch
- BAS compatible
- Demand shedding applications
- Low cost momentary switching of loads

FEATURES

OPERATION:

Switches line voltage loads ON/OFF based on a contact closure from an occupancy sensor, auto-OFF switch, or relay.

SENSOR CONTROL:

Three wires for typical device control. Red and black wires for 24VDC output to power a device. Blue control wire to receive ON/OFF signal back from device.

TRP-24B INPUT:

Two additional input wires to control TRP.

1. ON from momentary switch.
2. OFF from momentary switch.

TRP-24I INPUT:

Four additional input wires to control TRP.

1. Hold OFF for demand shed control.
2. Hold ON override.
3. ON from momentary switch.
4. OFF from momentary switch.

ENHANCED SWITCHING:

Inrush current limiting technology protects relay contacts for extended life with zero cross type switching.

MOUNTING:

Box mount to 1/2" KO.

SPECIFICATIONS

VOLTAGE:

120/230/277VAC 50/60Hz.

OPERATING TEMPERATURE:

32° to 131° F (0° to 55°C).

WARRANTY:

5 YRS.

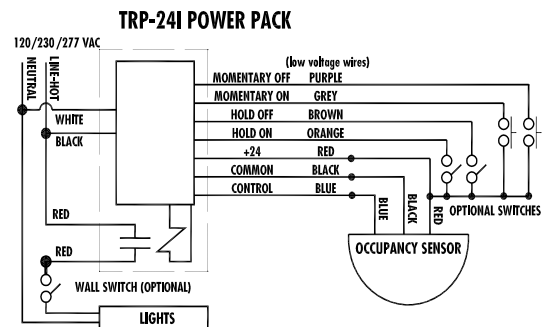
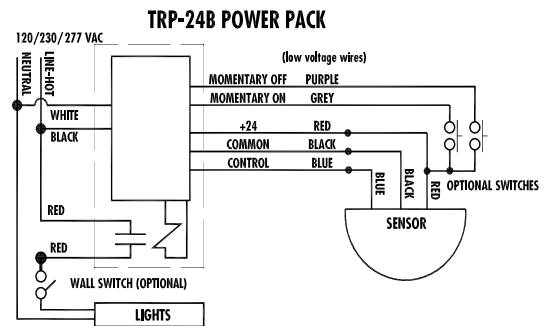
CONTACT RATINGS:

- 120V 15A Incandescent.
- 120V 20A Ballast.
- 230V 20A Ballast.
- 277V 20A Ballast.
- 120V 1 HP Motor.

Project Info:	Type:
Job Ref:	Catalog Number:
Approvals:	Date:



WIRING DIAGRAM



ORDERING INFO

CAT. NO.	UPC CODE	INPUT SUPPLY VAC 50/60Hz	DESCRIPTION
TRP-24B	98225	120/230/277	SPST
TRP-24I	98227	120/230/277	SPST
LCS115M	82082		Momentary Switch SPST