

# 3M™ UF Splice Kit

## Underground Feeder Cable

Data Sheet

December 2012

---

**Product Description** 3M™ UF Splice Kit is designed to provide a reliable, moisture-proof electrical connection for Type UF-B cable rated for 600 volts ranging from #14/3 without ground wire up to #8/3 with ground wire. 3M UF Splice Kit is offered in two versions:  
**Standard Kit** includes a 1.8" length terminal connector; 8" length of heavy wall, adhesive lined heat shrinks tube.  
**Stretcher Kit** offers a 11.5" length terminal connector; 20" length of heavy wall, adhesive lined heat shrink tube.

---

**Product Features**

- Reliable and proven
- UL Listed for direct burial, submersible applications
- Fast and easy installation
- Heavy wall tubing provides excellent puncture/abrasion resistance
- Straight forward U F Terminal Connector design
- Heavy wall tubing provides high level of moisture protection

---

**Applications** Repair of underground feeder UF-B cables rated for 600 volts, ranging from size #14/3 without ground wire up to #8/3 with ground wire. In cases of dig-in repair or extensions, the 3M U F Splice Kit, Standard or Stretcher versions, will produce a connection that is insulated and moisture resistant.

**Application Temperature** 0°F to 120°F(-18°C to 49°C)

**Operation Temperature** -67°F to 230°F(-55°C to 110°C)

---

**Engineering Specification** The 3M UF Splice Kit(s) Standard or Stretcher shall splice and effectively moisture seal U F-B cables for direct burial. When assembled per instructions, the 3M U F Splice provides a strong, environmental resistant splice. UL Listed per UL 486 D for use in direct burial locations or below grade.  
**UL Listed for use in Direct Burial locations, "Submersible" per UL 486D. UL Rated at 600 volts Wire Range:  
#14/3 without ground to #8/3 with ground / UF cable (Direct Burial) / Copper wire only (600 volts maximum) UL File Number E102356**

---

**Performance Test** 3M UF Splice Kits, "Standard" or "Stretcher," have been submitted to Underwriters Laboratories Inc. for conformance testing to UL Test Standard 486 D and have passed all requirements of this specification.  
The UF Terminal connector has also passed requirements of UL Test Standard 486 C.

---

# 3M™ UF Splice Kit Underground Feeder Cable

---

## Installation Techniques

**WARNING: Turn power off before installing or removing terminal or connector. All work should be done according to appropriate electrical codes.**

To complete a splice of 14 to 8 gauge UF copper wire, follow steps 1 through 9:

1. Remove 2" of jacket from UF cable.
2. Strip 5/8" of insulation from conductors.
3. Clean cable surface and wipe dry, approximately 4 inches per side of the splice. Lightly abrade the two clean insulation surfaces. Clean cable surface and wipe dry again.
4. Slide the enclosed long piece of heat shrink tube over one end of the wire.
5. Insert wires, one at a time, into the brass connector making sure that the wires of desired connection are in the same brass sleeve. Make sure that the wires are inserted an equal length into the brass sleeve so that the set screw can engage into the copper of each wire. (Figure #1)
6. Tighten screws with 8 inch pounds of torque. (Figure #1)




Figure #1

7. Slide long piece of heat shrink over connection centering it with respect to the brass/plastic connector assembly. (Figure #2)



Figure #2

8. Apply heat to the shrink tube with a torch or heat gun starting in the middle of the shrink tube, moving out to each end. (Figure #3)

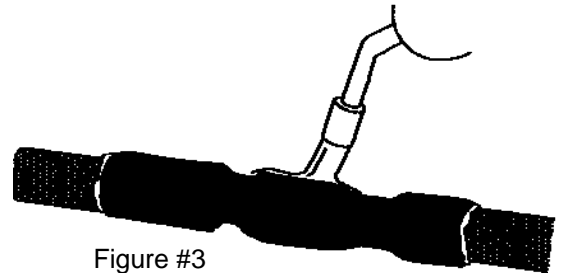


Figure #3

Properly installed, shrink tube will be smooth and conform to the cable. Adhesive should be visible at each end of the shrink tubing

9. Apply heat to tube until adhesive flows out on both ends of tube. (Figure #3)
-

# 3M™ UF Splice Kit Underground Feeder Cable

---

**Shelf Life & Storage** 3M™ UF Splice Kit, Standard or Stretcher, are not affected by normal storage conditions, 65°F to 95°F (18° C to 35° C) have a 5-year shelf life from date of manufacture.

---

**Availability** Please contact your local distributor; available from [3M.com/electrical](http://3M.com/electrical) [Where to Buy] or call 1.800.245.3573.

---

**Important Notice** All statements, technical information, and recommendations related to 3M's products are based on information believed to be reliable, but the accuracy or completeness is not guaranteed. Before using this product, you must evaluate it and determine if it is suitable for your intended application. You assume all risks and liability associated with such use. Any statements related to the product, which are not contained in 3M's current publications, or any contrary statements contained on your purchase order, shall have no force or effect unless expressly agreed upon, in writing, by an authorized officer of 3M.

---

**Warranty; Limited Remedy; Limited Liability** This product will be free from defects in material and manufacture at the time of purchase. **3M MAKES NO OTHER WARRANTIES INCLUDING, BUT NOT LIMITED TO, ANY IMPLIED WARRANTY OF MERCHANTABILITY OR FITNESS FOR A PARTICULAR PURPOSE.** If this product is defective within the warranty period stated above, your exclusive remedy shall be, at 3M's option, to replace or repair the 3M product or refund the purchase price of the 3M product. **Except where prohibited by law, 3M will not be liable for any indirect, special, incidental or consequential loss or damage arising from this 3M product, regardless of the legal theory asserted.**

---

3M is a trademark of 3M Company.



Electrical Markets Division  
6801 River Place Blvd.  
Austin, TX 78726-9000  
800.245.3573  
FAX: 800.245.0329  
[www.3M.com/electrical](http://www.3M.com/electrical)

Please recycle  
© 3M 2012 All rights reserved  
78-8124-4261-0 Rev B

# 3M™ UF Splice Kit

## Underground Feeder Cable

Data Sheet

December 2012

---

**Product Description** 3M™ UF Splice Kit is designed to provide a reliable, moisture-proof electrical connection for Type UF-B cable rated for 600 volts ranging from #14/3 without ground wire up to #8/3 with ground wire. 3M UF Splice Kit is offered in two versions:  
**Standard Kit** includes a 1.8" length terminal connector; 8" length of heavy wall, adhesive lined heat shrinks tube.  
**Stretcher Kit** offers a 11.5" length terminal connector; 20" length of heavy wall, adhesive lined heat shrink tube.

---

**Product Features**

- Reliable and proven
- UL Listed for direct burial, submersible applications
- Fast and easy installation
- Heavy wall tubing provides excellent puncture/abrasion resistance
- Straight forward U F Terminal Connector design
- Heavy wall tubing provides high level of moisture protection

---

**Applications** Repair of underground feeder UF-B cables rated for 600 volts, ranging from size #14/3 without ground wire up to #8/3 with ground wire. In cases of dig-in repair or extensions, the 3M U F Splice Kit, Standard or Stretcher versions, will produce a connection that is insulated and moisture resistant.

**Application Temperature** 0°F to 120°F(-18°C to 49°C)

**Operation Temperature** -67°F to 230°F(-55°C to 110°C)

---

**Engineering Specification** The 3M UF Splice Kit(s) Standard or Stretcher shall splice and effectively moisture seal U F-B cables for direct burial. When assembled per instructions, the 3M U F Splice provides a strong, environmental resistant splice. UL Listed per UL 486 D for use in direct burial locations or below grade.  
**UL Listed for use in Direct Burial locations, "Submersible" per UL 486D. UL Rated at 600 volts Wire Range:  
#14/3 without ground to #8/3 with ground / UF cable (Direct Burial) / Copper wire only (600 volts maximum) UL File Number E102356**

---

**Performance Test** 3M UF Splice Kits, "Standard" or "Stretcher," have been submitted to Underwriters Laboratories Inc. for conformance testing to UL Test Standard 486 D and have passed all requirements of this specification.  
The UF Terminal connector has also passed requirements of UL Test Standard 486 C.

---

# 3M™ UF Splice Kit Underground Feeder Cable

---

## Installation Techniques

**WARNING: Turn power off before installing or removing terminal or connector. All work should be done according to appropriate electrical codes.**

To complete a splice of 14 to 8 gauge UF copper wire, follow steps 1 through 9:

1. Remove 2" of jacket from UF cable.
2. Strip 5/8" of insulation from conductors.
3. Clean cable surface and wipe dry, approximately 4 inches per side of the splice. Lightly abrade the two clean insulation surfaces. Clean cable surface and wipe dry again.
4. Slide the enclosed long piece of heat shrink tube over one end of the wire.
5. Insert wires, one at a time, into the brass connector making sure that the wires of desired connection are in the same brass sleeve. Make sure that the wires are inserted an equal length into the brass sleeve so that the set screw can engage into the copper of each wire. (Figure #1)
6. Tighten screws with 8 inch pounds of torque. (Figure #1)




Figure #1

7. Slide long piece of heat shrink over connection centering it with respect to the brass/plastic connector assembly. (Figure #2)



Figure #2

8. Apply heat to the shrink tube with a torch or heat gun starting in the middle of the shrink tube, moving out to each end. (Figure #3)

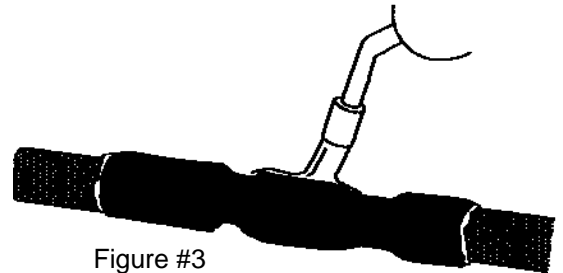


Figure #3

Properly installed, shrink tube will be smooth and conform to the cable. Adhesive should be visible at each end of the shrink tubing

9. Apply heat to tube until adhesive flows out on both ends of tube. (Figure #3)
-

# 3M™ UF Splice Kit Underground Feeder Cable

---

**Shelf Life & Storage** 3M™ UF Splice Kit, Standard or Stretcher, are not affected by normal storage conditions, 65°F to 95°F (18° C to 35° C) have a 5-year shelf life from date of manufacture.

---

**Availability** Please contact your local distributor; available from [3M.com/electrical](http://3M.com/electrical) [Where to Buy] or call 1.800.245.3573.

---

**Important Notice** All statements, technical information, and recommendations related to 3M's products are based on information believed to be reliable, but the accuracy or completeness is not guaranteed. Before using this product, you must evaluate it and determine if it is suitable for your intended application. You assume all risks and liability associated with such use. Any statements related to the product, which are not contained in 3M's current publications, or any contrary statements contained on your purchase order, shall have no force or effect unless expressly agreed upon, in writing, by an authorized officer of 3M.

---

**Warranty; Limited Remedy; Limited Liability** This product will be free from defects in material and manufacture at the time of purchase. **3M MAKES NO OTHER WARRANTIES INCLUDING, BUT NOT LIMITED TO, ANY IMPLIED WARRANTY OF MERCHANTABILITY OR FITNESS FOR A PARTICULAR PURPOSE.** If this product is defective within the warranty period stated above, your exclusive remedy shall be, at 3M's option, to replace or repair the 3M product or refund the purchase price of the 3M product. **Except where prohibited by law, 3M will not be liable for any indirect, special, incidental or consequential loss or damage arising from this 3M product, regardless of the legal theory asserted.**

---

3M is a trademark of 3M Company.



Electrical Markets Division  
6801 River Place Blvd.  
Austin, TX 78726-9000  
800.245.3573  
FAX: 800.245.0329  
[www.3M.com/electrical](http://www.3M.com/electrical)

Please recycle  
© 3M 2012 All rights reserved  
78-8124-4261-0 Rev B