




SWB-1, 2, 3



SWB-4, 5, 6



Single Gang



Double Gang

RECEPTACLES AND ASSEMBLIES ^④					
NEMA RATING & CONFIGURATION	ENCLOSURE STYLE	HUB SIZE	SINGLE GANG ^{③④} GROUPS C, D, F, & G	DOUBLE GANG ^{③④} GROUPS C, D, F, & G	SINGLE GANG ^{①②} GROUPS B, C, D, F & G
 20 Amp 125 Volt 2 POLE 3 WIRE 5-20R	RECEPTACLE ONLY	—	UGR0-20231	UGR0-20231	—
	DEAD END	1/2"	UGR1-20231	UGR7-20231	UGRB1-20231
		3/4"	UGR2-20231	UGR8-20231	UGRB2-20231
		1"	UGR3-20231	UGR9-20231	UGRB3-20231
	FEED-THRU	1/2"	UGR4-20231	UGR10-20231	UGRB4-20231
		3/4"	UGR5-20231	UGR11-20231	UGRB5-20231
		1"	UGR6-20231	UGR12-20231	UGRB6-20231
 15 Amp 125 Volt 2 POLE 3 WIRE 5-15R	RECEPTACLE ONLY	—	UGR0C-15231	UGR0C-15231	—
	DEAD END	1/2"	UGR1C-15231	UGR7C-15231	UGRB1C-15231
		3/4"	UGR2C-15231	UGR8C-15231	UGRB2C-15231
		1"	UGR3C-15231	UGR9C-15231	UGRB3C-15231
	FEED-THRU	1/2"	UGR4C-15231	UGR10C-15231	UGRB4C-15231
		3/4"	UGR5C-15231	UGR11C-15231	UGRB5C-15231
		1"	UGR6C-15231	UGR12C-15231	UGRB6C-15231
 20 Amp 250 Volt 2 POLE 3 WIRE 6-20R	RECEPTACLE ONLY	—	UGR0-20232	UGR0-20232	—
	DEAD END	1/2"	UGR1-20232	UGR7-20232	UGRB1-20232
		3/4"	UGR2-20232	UGR8-20232	UGRB2-20232
		1"	UGR3-20232	UGR9-20232	UGRB3-20232
	FEED-THRU	1/2"	UGR4-20232	UGR10-20232	UGRB4-20232
		3/4"	UGR5-20232	UGR11-20232	UGRB5-20232
		1"	UGR6-20232	UGR12-20232	UGRB6-20232
 15 Amp 250 Volt 2 POLE 3 WIRE 6-15R	RECEPTACLE ONLY	—	UGR0C-15232	UGR0C-15232	—
	DEAD END	1/2"	UGR1C-15232	UGR7C-15232	UGRB1C-15232
		3/4"	UGR2C-15232	UGR8C-15232	UGRB2C-15232
		1"	UGR3C-15232	UGR9C-15232	UGRB3C-15232
	FEED-THRU	1/2"	UGR4C-15232	UGR10C-15232	UGRB4C-15232
		3/4"	UGR5C-15232	UGR11C-15232	UGRB5C-15232
		1"	UGR6C-15232	UGR12C-15232	UGRB6C-15232

① Items in this column are suitable for Class I, Group B in addition to Class I, Groups C, D.

Also suitable for Class I, Zone 1, Groups IIB+H2, IIA.

② Seals must be installed within 6 inches of conduit opening.

③ Items in this column may also be used in Class I, Zone 1, Groups IIB, IIA.

Assembly numbers not rated for Group B are shipped as receptacle & back box components.

④ Refer to page C19 for additional SWB Series Back Box configurations.

⑤ Canada only configuration

⑥ Canadian Codes now allow "T" combination slots for 15A or 20A plugs. Check breaker and wire feed size for proper application ratings.

NOTE: For replacement receptacle cover and hinge, order KIT-173.




SWB-1, 2, 3







SWB-4, 5, 6



Single Gang



Double Gang

RECEPTACLES AND ASSEMBLIES ^④					
NEMA RATING & CONFIGURATION	ENCLOSURE STYLE	HUB SIZE	SINGLE GANG ^{③④} GROUPS C, D, F, & G	DOUBLE GANG ^{③④} GROUPS C, D, F, & G	SINGLE GANG ^{①②} GROUPS B, C, D, F & G
 <p>2 POLE 3 WIRE 5-20R</p>	RECEPTACLE ONLY	—	UGR0-20231	UGR0-20231	—
	DEAD END	1/2"	UGR1-20231	UGR7-20231	UGRB1-20231
		3/4"	UGR2-20231	UGR8-20231	UGRB2-20231
		1"	UGR3-20231	UGR9-20231	UGRB3-20231
	FEED-THRU	1/2"	UGR4-20231	UGR10-20231	UGRB4-20231
		3/4"	UGR5-20231	UGR11-20231	UGRB5-20231
		1"	UGR6-20231	UGR12-20231	UGRB6-20231
 <p>2 POLE 3 WIRE 5-15R</p>	RECEPTACLE ONLY	—	UGR0C-15231	UGR0C-15231	—
	DEAD END	1/2"	UGR1C-15231	UGR7C-15231	UGRB1C-15231
		3/4"	UGR2C-15231	UGR8C-15231	UGRB2C-15231
		1"	UGR3C-15231	UGR9C-15231	UGRB3C-15231
	FEED-THRU	1/2"	UGR4C-15231	UGR10C-15231	UGRB4C-15231
		3/4"	UGR5C-15231	UGR11C-15231	UGRB5C-15231
		1"	UGR6C-15231	UGR12C-15231	UGRB6C-15231
 <p>2 POLE 3 WIRE 6-20R</p>	RECEPTACLE ONLY	—	UGR0-20232	UGR0-20232	—
	DEAD END	1/2"	UGR1-20232	UGR7-20232	UGRB1-20232
		3/4"	UGR2-20232	UGR8-20232	UGRB2-20232
		1"	UGR3-20232	UGR9-20232	UGRB3-20232
	FEED-THRU	1/2"	UGR4-20232	UGR10-20232	UGRB4-20232
		3/4"	UGR5-20232	UGR11-20232	UGRB5-20232
		1"	UGR6-20232	UGR12-20232	UGRB6-20232
 <p>2 POLE 3 WIRE 6-15R</p>	RECEPTACLE ONLY	—	UGR0C-15232	UGR0C-15232	—
	DEAD END	1/2"	UGR1C-15232	UGR7C-15232	UGRB1C-15232
		3/4"	UGR2C-15232	UGR8C-15232	UGRB2C-15232
		1"	UGR3C-15232	UGR9C-15232	UGRB3C-15232
	FEED-THRU	1/2"	UGR4C-15232	UGR10C-15232	UGRB4C-15232
		3/4"	UGR5C-15232	UGR11C-15232	UGRB5C-15232
		1"	UGR6C-15232	UGR12C-15232	UGRB6C-15232

① Items in this column are suitable for Class I, Group B in addition to Class I, Groups C, D.

Also suitable for Class I, Zone 1, Groups IIB+H2, IIA.

② Seals must be installed within 6 inches of conduit opening.

③ Items in this column may also be used in Class I, Zone 1, Groups IIB, IIA.

Assembly numbers not rated for Group B are shipped as receptacle & back box components.

④ Refer to page C19 for additional SWB Series Back Box configurations.

⑤ Canada only configuration

⑥ Canadian Codes now allow "T" combination slots for 15A or 20A plugs. Check breaker and wire feed size for proper application ratings.

NOTE: For replacement receptacle cover and hinge, order KIT-173.

