

UNY, UNF, and UNL Unions

Explosionproof, Dust-Ignitionproof

For Use with Threaded Rigid Metal Conduit and IMC.

NEC/CEC:

Class I, Division 1 and 2, Groups A, B, C, D

Class II, Division 1 and 2, Groups E, F, G

Class III

Applications

- UNY and UNF unions are used for joining conduit and connecting conduit to enclosures. Facilitates modifications, permits removal of enclosures without turning or removal of conduit.
- Expansion unions compensate for expansion and contraction of conduit.

Features

- Explosionproof, dust-ignitionproof.
- Smooth, rounded integral bushing in each hub protects conductor insulation.
- Accurately tapped, tapered threads for tight, rigid joints and ground continuity.
- Non-expansion unions
 - Concentric ring interlocked design of 1/2", 3/4" and 1" sizes makes possible smaller diameter, allowing use in tighter spaces. 1-1/4" and larger UNY sizes have removable male nipple.
 - Concretetight
- Expansion unions
 - One-piece design eliminates need for disassembly during installation.
 - Telescoping cylinder within cylinder design permits expansion or contraction.
 - Standard or long types available.
 - Small external diameters—excellent in restricted areas in wiring of pumps, motors, and other equipment.
 - Internal phosphor bronze "bonding jumper" ring assures positive ground between telescoping cylinders.

Standard Materials

- UNY and UNF (non-expansion) unions:
 - 1/2" thru 1": steel or aluminum
 - 1-1/4" thru 6": malleable iron or copperfree (4/10 of 1% max.) aluminum
- UNY and UNF expansion unions: steel
- UNL unions: malleable iron and steel

Standard Finishes

- Malleable iron products: triplecoat — (1) zinc electroplate, (2) chromate and (3) epoxy powder coat
- Steel products: zinc electroplate
- Aluminum products 1/2" thru 4": natural

Options

- Stainless steel UNF/UNY available 1/2", 3/4", and 1". Add suffix **-SS** to catalog number.

NEC/CEC Certifications and Compliances

- UL Standard: 886 (1203)
- UL Listed: E10444
- CSA Standard: C22.2 No. 25, C22.2 No. 30
- CSA Certified: 065181



UNY, UNF, and UNL Unions

Explosionproof, Dust-Ignitionproof

UNILETS™ for Use with Threaded Rigid Metal Conduit and IMC.

NEC/CEC:

Class I, Division 1 and 2, Groups A◇, B◆, C, D
 Class II, Division 1 and 2, Groups E, F, G
 Class III


HAZARDOUS LOCATION FITTINGS: NEC/CEC EXPLOSIONPROOF CONDUIT FITTINGS

Appleton




| Size (Inches) | Millimeters (Inches) | | Steel (1/2" to 1") | Catalog Number | |
|------------------|----------------------|---|-----------------------|-----------------------------|--------------------------|
| | A | B | | Malleable (1-1/4" to 6") | Aluminum (1/2" to 4") |

UNY Unions – For connecting conduit to enclosure




Male/Female (Nipple Not Removable)

| | | | | | | |
|---|---------|-------------|-------------|--------------|---|----------------|
|  | 1/2 | 54.4 (2.15) | 37.3 (1.47) | UNY50NR ◇ | — | UNY50NR-A ◇ |
| | 3/4-1/2 | 54.8 (2.16) | 37.3 (1.47) | UNY75-50NR ◇ | — | UNY75-50NR-A ◇ |
| | 3/4 | 54.8 (2.16) | 44.5 (1.75) | UNY75NR ◇ | — | UNY75NR-A ◇ |
| | 1 | 66.7 (2.62) | 50.8 (2.00) | UNY100NR ◇ | — | UNY100NR-A ◇ |

Male/Female (Removable Male Nipple)

| | | | | | | |
|--|-------|--------------|--------------|---|------------|--------------|
|  | 1-1/4 | 79.4 (3.13) | 71.4 (2.81) | — | UNY125NR ◆ | UNY125NR-A ◆ |
| | 1-1/2 | 82.6 (3.25) | 77.8 (3.06) | — | UNY150NR ◆ | UNY150NR-A ◆ |
|  | 2 | 92.1 (3.63) | 94.5 (3.72) | — | UNY200NR ◆ | UNY200NR-A ◆ |
| | 2-1/2 | 122.2 (4.81) | 123.8 (4.88) | — | UNY250R ◆ | UNY250R-A ◆ |
| | 3 | 122.2 (4.81) | 136.5 (5.38) | — | UNY300R ◆ | UNY300R-A ◆ |
| | 3-1/2 | 125.4 (4.94) | 149.2 (5.88) | — | UNY350R ◆ | UNY350R-A ◆ |
|  | 4 | 130.2 (5.13) | 163.5 (6.44) | — | UNY400R ◆ | UNY400R-A ◆ |
| | 5 | 142.9 (5.63) | 212.7 (8.33) | — | UNY500R | — |
| | 6 | 146.1 (5.75) | 244.5 (9.63) | — | UNY600R | — |

UNF Female Unions – For connecting conduit to conduit

| | | | | | | |
|---|-----------|--------------|--------------|--------------|------------|----------------|
|  | 1/2 | 37.3 (1.47) | 37.3 (1.47) | UNF50NR ◇ | — | UNF50NR-A ◇ |
| | 3/4-1/2 ① | 37.3 (1.47) | 37.3 (1.47) | UNF75-50NR ◇ | — | UNF75-50NR-A ◇ |
| | 3/4 | 37.3 (1.47) | 44.5 (1.75) | UNF75NR ◇ | — | UNF75NR-A ◇ |
| | 1 | 43.7 (1.72) | 50.8 (2.00) | UNF100NR ◇ | — | UNF100NR-A ◇ |
|  | 1-1/4 | 55.6 (2.19) | 71.4 (2.81) | — | UNF125NR ◆ | UNF125NR-A ◆ |
| | 1-1/2 | 55.6 (2.19) | 77.8 (3.06) | — | UNF150NR ◆ | UNF150NR-A ◆ |
| | 2 | 58.7 (2.31) | 94.5 (3.72) | — | UNF200NR ◆ | UNF200NR-A ◆ |
| | 2-1/2 | 85.7 (3.38) | 123.8 (4.88) | — | UNF250R ◆ | UNF250R-A ◆ |
|  | 3 | 85.7 (3.38) | 136.5 (5.38) | — | UNF300R ◆ | UNF300R-A ◆ |
| | 3-1/2 | 85.7 (3.38) | 149.2 (5.88) | — | UNF350R ◆ | UNF350R-A ◆ |
| | 4 | 88.9 (3.50) | 163.5 (6.44) | — | UNF400R ◆ | UNF400R-A ◆ |
| | 5 | 98.4 (3.88) | 212.7 (8.33) | — | UNF500R | — |
| | 6 | 101.6 (4.00) | 244.5 (9.63) | — | UNF600R | — |

Dimensions in Millimeters (Inches)

| Size (Inches) | Millimeters (Inches) | | Catalog Number | | |
|---------------|----------------------|--------|----------------|---|---|
| | Male | Female | A | B | C |

UNL 90° Elbow Unions – For connecting conduit to enclosure



| | | | | | |
|-----|-------|-------------|-------------|-------------|-------------|
| 1/2 | 1/2 | 62.7 (2.47) | 35.1 (1.38) | 52.3 (2.06) | UNL50N ◇ |
| 1/2 | 3/4 ① | 62.7 (2.47) | 41.4 (1.63) | 52.3 (2.06) | UNL50-75N ◇ |
| 3/4 | 1/2 ① | 50.8 (2.00) | 35.1 (1.38) | 47.6 (1.88) | UNL75-50N ◇ |
| 3/4 | 3/4 | 50.8 (2.00) | 41.4 (1.63) | 47.6 (1.88) | UNL75N ◇ |

① Male end given first

◇ Indicates items in the shaded area which are UL Listed for Class I, Groups A, B, C, D; Class II, Groups E, F, G; and Class III.

◆ Indicates items are UL Listed for Class I, Groups B, C, D; Class II, Groups E, F, G; and Class III.

UNY and UNF Expansion Unions

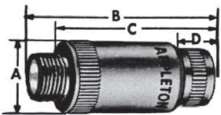
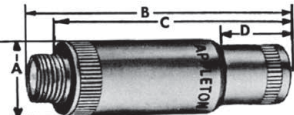
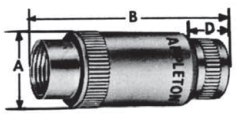

Explosionproof, Dust-Ignitionproof

UNILETS™ for Use with Threaded Rigid Metal Conduit and IMC.

NEC/CEC:

Class I, Division 1 and 2, Groups C, D
 Class II, Division 1 and 2, Groups E, F, G
 Class III

HAZARDOUS LOCATION FITTINGS: NEC/CEC EXPLOSIONPROOF CONDUIT FITTINGS

| | Size (Inches) | Catalog Number Steel |
|---|--|-------------------------|
|  | UNY Male Unions— Standard — For connecting conduit to enclosure | |
| | 1/2 | UNY50 |
| | 3/4 | UNY75 |
| | 1 | UNY100 |
|  | UNYL Male Unions— Long — For connecting conduit to enclosure | |
| | 1/2 | UNYL50 |
| | 3/4 | UNYL75 |
| | 1 | UNYL100 |
|  | UNF Female Unions— Standard — For connecting conduit to conduit | |
| | 1/2 | UNF50 |
| | 3/4 | UNF75 |
| | 1 | UNF100 |
|  | UNFL Female Unions— Long — For connecting conduit to conduit | |
| | 1/2 | UNFL50 |
| | 3/4 | UNFL75 |
| | 1 | UNFL100 |

Dimensions in Millimeters (Inches)

| Catalog Number | Size (Inches) | A | B (Overall Length at Max. Expansion) | C | D (Maximum Expansion) |
|----------------|---------------|-------------|--------------------------------------|--------------|-----------------------|
| UNY50 | 1/2 | 30.2 (1.19) | 78.9 (3.88) | 58.7 (2.31) | 12.7 (0.50) |
| UNY75 | 3/4 | 36.5 (1.44) | 83.3 (3.28) | 61.9 (2.44) | 13.5 (0.53) |
| UNY100 | 1 | 44.5 (1.75) | 93.2 (3.67) | 68.3 (2.69) | 16.7 (0.66) |
| UNYL50 | 1/2 | 30.2 (1.19) | 104.4 (4.11) | 84.1 (3.31) | 25.4 (1.00) |
| UNYL75 | 3/4 | 36.5 (1.44) | 108.7 (4.28) | 87.3 (3.44) | 27.8 (1.09) |
| UNYL100 | 1 | 44.5 (1.75) | 126.5 (4.98) | 101.6 (4.00) | 34.1 (1.34) |
| UNF50 | 1/2 | 30.2 (1.19) | 74.6 (2.94) | — | 12.7 (0.50) |
| UNF75 | 3/4 | 36.5 (1.44) | 77.8 (3.06) | — | 13.5 (0.53) |
| UNF100 | 1 | 44.5 (1.75) | 85.7 (3.38) | — | 16.7 (0.66) |
| UNFL50 | 1/2 | 30.2 (1.19) | 100.0 (3.94) | — | 25.4 (1.00) |
| UNFL75 | 3/4 | 36.5 (1.44) | 104.8 (4.13) | — | 27.8 (1.09) |
| UNFL100 | 1 | 44.5 (1.75) | 120.7 (4.75) | — | 34.1 (1.34) |