









































3M™ Scotchlok™ Connectors and Tools Specification Chart

Connector	Type Connector	Special Features	Maximum Insulation O.D.		PIC-unfilled and PIC-filled		Pulp or paper	
			Metric (mm)	Inches	AWG	Metric (mm)	AWG	Metric (mm)
 UR2		Gel-filled Polypropylene Cat. 5 RUS Listed	2.08	0.082	26-19	0.4-0.9	N/A	N/A
 UR2-D		Dry Polypropylene RUS Listed	2.08	0.082	26-19	0.4-0.9	26-19	0.4-0.9
 UR		Gel-filled Polycarbonate Cat. 5 RUS Listed	1.52	0.060	26-19	0.4-0.9	N/A	N/A
 UY2		Gel-filled Polypropylene Cat. 5 RUS Listed	2.08	0.082	26-19	0.4-0.9	N/A	N/A
 UY2-D		Dry Polypropylene RUS Listed	2.08	0.082	26-19	0.4-0.9	26-19	0.4-0.9
 UY		Gel-filled Polycarbonate Cat. 5 RUS Listed	1.52	0.060	26-22	0.4-0.7	N/A	N/A
 *557-TG2		Gel-filled Polypropylene	3.0	0.12	22-16	0.6-1.3	N/A	N/A
 UYF		Gel-filled Polycarbonate	1.52	0.060	26-20	0.4-0.8	N/A	N/A
 UP2		Dry Polycarbonate Flame Retardant RUS Listed UL Listed	1.52	0.060	26-22	0.4-0.7	26-22	0.4-0.7
 UP3		Dry Polycarbonate Flame Retardant UL Listed	1.52	0.060	26-19	0.4-0.9	26-19	0.4-0.9
 UAL		Gel-filled For Aluminum Polycarbonate RUS Listed	Outside Ports: 2.08 Middle Port: 1.88	Outside Ports: 0.082 Middle Port: 0.074	20-17 AL 24-19 CU	0.8-1.2 AL 0.5-0.9 CU	N/A	N/A
 211		Gel-filled Polypropylene Cat. 5 RUS Listed	2.08	0.082	26-19	0.4-0.9	N/A	N/A

Butt Splicing

*557-TG2 connectors can only be used with 3M™ Scotchlok™ Crimp Tool E-9BM or E-9J.

3M™ Scotchlok™ Connectors and Tools Specification Chart

Connector	Type Connector	Special Features	Maximum Insulation O.D.		PIC-unfilled and PIC-filled		Pulp or paper		
			Metric (mm)	Inches	AWG	Metric (mm)	AWG	Metric (mm)	
 UB2A		Gel-filled Polypropylene Cat. 5 RUS Listed	2.08	0.082	26-19	0.4-0.9	N/A	N/A	Tap Splicing
 UB2A-D		Dry Polypropylene RUS Listed	2.08	0.082	26-19	0.4-0.9	26-19	0.4-0.9	
 UG		Gel-filled Polycarbonate RUS Listed	Butt 1.67 Tap 1.12	0.066 0.044	26-19 26-22	0.4-0.9 0.4-0.7	N/A	N/A	
 UPB		Dry Polycarbonate Flame Retardant RUS Listed UL Listed	1.27	0.050	26-22	0.4-0.7	26-22	0.4-0.7	
 *UDW2		Full Pair Drop Pair Polycarbonate RUS Listed	4.4	0.175	19-16	0.9-1.3	N/A	N/A	Inline Splicing
 *U1B		Gel-filled Full Pair Polycarbonate	3.18	0.125	19-16	0.9-1.3	N/A	N/A	
 *U1R		Gel-filled Full Pair Polycarbonate	3.18	0.125	24-19	0.5-0.9	N/A	N/A	
 UCC		Gel-filled Polycarbonate RUS Listed	1.52	0.060	26-22	0.4-0.7	N/A	N/A	Clear/Cap Only
 UPC		Dry Polycarbonate Flame Retardant RUS Listed UL Listed	1.52	0.060	26-22	0.4-0.7	26-22	0.4-0.7	

To reduce fatigue, use tool within each group with highest mechanical advantage, indicated in ().



E-9BM
(10:1)



E-9C
(7:1)



E-9E
(4:1)



E-9Y**
(3:1)



E-9R
(10:1)



E-9J
(10:1)

*Inline and drop wire connectors can only be used with 3M™ Scotchlok™ Crimp Tool E-9BM.

**Not recommended for 19 gauge (0.9 mm) conductor and larger.
3M and Scotchlok are trademarks of 3M Company.

RoHS
Compliant
2005/95/EC

http://solutions.3m.com/wps/portal/3M/en_US/SD/Supplier/Direct/Resource/RoHS/



Communication Markets Division 3M Telecommunications

6801 River Place Blvd.
Austin, TX 78726-9000
800/426 8688
Fax 800/626 0329
www.3MTelecommunications.com

Please recycle. Printed in U.S.A.
© 3M 2012. All rights reserved.
80-6113-1509-6

Important Notice


















All statements, technical information, and recommendations related to 3M's products are based on information believed to be reliable, but the accuracy or completeness is not guaranteed. Before using this product, you must evaluate it and determine if it is suitable for your intended application. You assume all risks and liability associated with such use. Any statements related to the product which are not contained in 3M's current publications, or any contrary statements contained on your purchase order shall have no force or effect unless expressly agreed upon, in writing, by an authorized officer of 3M.

Warranty; Limited Remedy; Limited Liability.

This product will be free from defects in material and manufacture at the time of purchase. **3M MAKES NO OTHER WARRANTIES INCLUDING, BUT NOT LIMITED TO, ANY IMPLIED WARRANTY OF MERCHANTABILITY OR FITNESS FOR A PARTICULAR PURPOSE.** If this product is defective within the warranty period stated above, your exclusive remedy shall be, at 3M's option, to replace or repair the 3M product or refund the purchase price of the 3M product. **Except where prohibited by law, 3M will not be liable for any indirect, special, incidental or consequential loss or damage arising from this 3M product, regardless of the legal theory asserted.**

3M™ Scotchlok™ connectors and tools are engineered to work together to achieve consistently superior performance in the field. Tools from other manufacturers may not meet the tight quality tolerances of 3M tools and may damage the crimping and performance of a 3M connector. Therefore, the published 3M warranty does not extend to any 3M connectors crimped in tools not made by 3M. The warranty on 3M Scotchlok splicing tools can also be voided if used on non-3M connectors.



















3M™ Scotchlok™ Connectors and Tools Specification Chart

Connector	Type Connector	Special Features	Maximum Insulation O.D.		PIC-unfilled and PIC-filled		Pulp or paper	
			Metric (mm)	Inches	AWG	Metric (mm)	AWG	Metric (mm)
 UR2		Gel-filled Polypropylene Cat. 5 RUS Listed	2.08	0.082	26-19	0.4-0.9	N/A	N/A
 UR2-D		Dry Polypropylene RUS Listed	2.08	0.082	26-19	0.4-0.9	26-19	0.4-0.9
 UR		Gel-filled Polycarbonate Cat. 5 RUS Listed	1.52	0.060	26-19	0.4-0.9	N/A	N/A
 UY2		Gel-filled Polypropylene Cat. 5 RUS Listed	2.08	0.082	26-19	0.4-0.9	N/A	N/A
 UY2-D		Dry Polypropylene RUS Listed	2.08	0.082	26-19	0.4-0.9	26-19	0.4-0.9
 UY		Gel-filled Polycarbonate Cat. 5 RUS Listed	1.52	0.060	26-22	0.4-0.7	N/A	N/A
 *557-TG2		Gel-filled Polypropylene	3.0	0.12	22-16	0.6-1.3	N/A	N/A
 UYF		Gel-filled Polycarbonate	1.52	0.060	26-20	0.4-0.8	N/A	N/A
 UP2		Dry Polycarbonate Flame Retardant RUS Listed UL Listed	1.52	0.060	26-22	0.4-0.7	26-22	0.4-0.7
 UP3		Dry Polycarbonate Flame Retardant UL Listed	1.52	0.060	26-19	0.4-0.9	26-19	0.4-0.9
 UAL		Gel-filled For Aluminum Polycarbonate RUS Listed	Outside Ports: 2.08 Middle Port: 1.88	Outside Ports: 0.082 Middle Port: 0.074	20-17 AL 24-19 CU	0.8-1.2 AL 0.5-0.9 CU	N/A	N/A
 211		Gel-filled Polypropylene Cat. 5 RUS Listed	2.08	0.082	26-19	0.4-0.9	N/A	N/A

Butt Splicing

*557-TG2 connectors can only be used with 3M™ Scotchlok™ Crimp Tool E-9BM or E-9J.

3M™ Scotchlok™ Connectors and Tools Specification Chart

Connector	Type Connector	Special Features	Maximum Insulation O.D.		PIC-unfilled and PIC-filled		Pulp or paper		
			Metric (mm)	Inches	AWG	Metric (mm)	AWG	Metric (mm)	
 UB2A		Gel-filled Polypropylene Cat. 5 RUS Listed	2.08	0.082	26-19	0.4-0.9	N/A	N/A	Tap Splicing
 UB2A-D		Dry Polypropylene RUS Listed	2.08	0.082	26-19	0.4-0.9	26-19	0.4-0.9	
 UG		Gel-filled Polycarbonate RUS Listed	Butt 1.67 Tap 1.12	0.066 0.044	26-19 26-22	0.4-0.9 0.4-0.7	N/A	N/A	
 UPB		Dry Polycarbonate Flame Retardant RUS Listed UL Listed	1.27	0.050	26-22	0.4-0.7	26-22	0.4-0.7	
 *UDW2		Full Pair Drop Pair Polycarbonate RUS Listed	4.4	0.175	19-16	0.9-1.3	N/A	N/A	Inline Splicing
 *U1B		Gel-filled Full Pair Polycarbonate	3.18	0.125	19-16	0.9-1.3	N/A	N/A	
 *U1R		Gel-filled Full Pair Polycarbonate	3.18	0.125	24-19	0.5-0.9	N/A	N/A	
 UCC		Gel-filled Polycarbonate RUS Listed	1.52	0.060	26-22	0.4-0.7	N/A	N/A	Clear/Cap Only
 UPC		Dry Polycarbonate Flame Retardant RUS Listed UL Listed	1.52	0.060	26-22	0.4-0.7	26-22	0.4-0.7	

To reduce fatigue, use tool within each group with highest mechanical advantage, indicated in ().



E-9BM
(10:1)



E-9C
(7:1)



E-9E
(4:1)



E-9Y**
(3:1)



E-9R
(10:1)



E-9J
(10:1)

*Inline and drop wire connectors can only be used with 3M™ Scotchlok™ Crimp Tool E-9BM.

**Not recommended for 19 gauge (0.9 mm) conductor and larger.
3M and Scotchlok are trademarks of 3M Company.

RoHS
Compliant
2005/95/EC

http://solutions.3m.com/wps/portal/3M/en_US/SD/Supplier/Direct/Resource/RoHS/



Communication Markets Division 3M Telecommunications

6801 River Place Blvd.
Austin, TX 78726-9000
800/426 8688
Fax 800/626 0329
www.3MTelecommunications.com

Please recycle. Printed in U.S.A.
© 3M 2012. All rights reserved.
80-6113-1509-6

Important Notice

All statements, technical information, and recommendations related to 3M's products are based on information believed to be reliable, but the accuracy or completeness is not guaranteed. Before using this product, you must evaluate it and determine if it is suitable for your intended application. You assume all risks and liability associated with such use. Any statements related to the product which are not contained in 3M's current publications, or any contrary statements contained on your purchase order shall have no force or effect unless expressly agreed upon, in writing, by an authorized officer of 3M.

Warranty; Limited Remedy; Limited Liability.

This product will be free from defects in material and manufacture at the time of purchase. **3M MAKES NO OTHER WARRANTIES INCLUDING, BUT NOT LIMITED TO, ANY IMPLIED WARRANTY OF MERCHANTABILITY OR FITNESS FOR A PARTICULAR PURPOSE.** If this product is defective within the warranty period stated above, your exclusive remedy shall be, at 3M's option, to replace or repair the 3M product or refund the purchase price of the 3M product. **Except where prohibited by law, 3M will not be liable for any indirect, special, incidental or consequential loss or damage arising from this 3M product, regardless of the legal theory asserted.**

3M™ Scotchlok™ connectors and tools are engineered to work together to achieve consistently superior performance in the field. Tools from other manufacturers may not meet the tight quality tolerances of 3M tools and may damage the crimping and performance of a 3M connector. Therefore, the published 3M warranty does not extend to any 3M connectors crimped in tools not made by 3M. The warranty on 3M Scotchlok splicing tools can also be voided if used on non-3M connectors.