



Plugmold systems are available in a variety of colors and configurations.

## Plugmold® Raceway & Multioutlet Assemblies

Plugmold® Multioutlet Systems are available in a wide variety of lengths and fittings and in a variety of finishes to provide versatile solutions for many applications. Plugmold options include single or alternating circuits, standard or isolated ground receptacles, GFCI protection, tamper-resistant protection, USB charging, Snapicoil® harnesses of prewired receptacles, and cord-ended units.

Plugmold® Multioutlet Systems are available in black or ivory ScuffCoat™ finish, painted white or gray enamel steel, stylish stainless steel, anodized aluminum and durable textured ivory nonmetallic. The painted steel product works with many types of decor and is paintable to integrate with most color schemes. Durable stainless steel and anodized aluminum Plugmold products are corrosion-resistant, making them ideal for labs.

**PRODUCTS: PLUGMOLD 2000 SERIES, 2400 SERIES, AL2000 SERIES, NM2000 SERIES, NM2400 SERIES**

## Features & Benefits

- **Compact, low profile appearance.** Enhanced aesthetics and ideal for installations within minimal spaces.
- **Multiple finishes.** Choose from black or ivory ScuffCoat, white or gray painted enamel or durable stainless steel finishes.
- **USB Charging.** Available with dual-port USB-A modules, sharing 2.4 amps of charging capacity and single-port USB-C module with 30W Power Delivery.
- **Tamper-resistance protection.** Prevents the accidental insertion of foreign objects into receptacles reducing the risk of shocks or electrocution. Meets 2014 NEC section 406 requirements.
- **Single, alternating circuit, and isolated ground wiring options available.** Wiring options to meet virtually any job or environment requirement.
- **Variety of lengths.** Installed power and USB charging in multiple lengths to meet space and location requirements.
- **Full range of fittings.** Provide flexibility for multiple installation options or integrations with 2000 or 2400 Series Raceway systems.
- **Snapicoil harnesses with different lengths and receptacle spacing.** Custom solution available for large or specific use electrical installations.
- **Customization available.** Plugmold products can be modified to accommodate virtually any application or aesthetic need.
- **Receptacle spacing options.** Select the right configuration for your application.
- **cULus Listed.** Safety and reliability in the applications.

## Vertical Markets

- Commercial
- Education
- Entertainment
- Healthcare
- Retail
- Hospitality



## Compliance

**cULus Listed Base & Blank Cover:** File E4376 Guide RJBT

**Multioutlet Assemblies:** File E15191 Guide PVGT

**Fittings:** File E41751 Guide RJPR

**Base & Blank Cover:** Meets Article 386 of NEC

**Plugmold Strips:** Meets Article 380 of NEC

## Plugmold Multioutlet Systems Quick Selection Guide

| FABRICATION | PROFILE       | FINISH OPTIONS  | LENGTHS      | WIRING CONFIGS.       | OUTLET OPTIONS |           | OPTIONS   |
|-------------|---------------|-----------------|--------------|-----------------------|----------------|-----------|---|
|             |               |                 |              |                       | O.C. SPACING   | QUANTITY  |   |
| Steel       | 2000 Series   | Black Scuffcoat | 2' (610mm) * | GB,<br>GB/USB,<br>GBA | 6" (152mm)     | 4 Single  | <ul style="list-style-type: none"> <li>Hard-Wired models</li> <li>Cord-Ended models</li> <li>USB Charging models</li> <li>Plug-In model</li> <li>GFCI Protection</li> <li>Tamper-Resistant</li> </ul> |
|             |               | Ivory Scuffcoat | 3' (910mm)   |                       | 9" (229mm)     | 5 Single  |   |
|             |               | Gray Enamel     | 5' (1.5m)    |                       | 12" (305mm)    | 6 Single  |   |
|             |               | White Enamel    | 6' (1.8m)    |                       | 18" (457mm)    | 8 Single  |   |
|             |               | Stainless Steel |              |                       | 24" (608mm)    | 10 Single |   |
|             |               |                 |              |                       |                | 12 Single |   |
|             |               |                 |              |                       |                | 3 Duplex  |   |
|             |               |                 |              |                       |                | 4 Duplex  |   |
|             |               |                 |              |                       |                | 5 Duplex  |   |
|             |               |                 |              |                       |                | 6 Duplex  |   |
| Steel       | 2400 Series   | Ivory Scuffcoat | 3' (910mm)   | GB,<br>GBA,<br>IG     | 6" (152mm)     | 4 Single  | <ul style="list-style-type: none"> <li>Hard-Wired models</li> <li>Cord-Ended models</li> </ul>  |
|             |               |                 | 5' (1.5m)    |                       | 12" (305mm)    | 5 Single  |   |
|             |               |                 | 6' (1.8m)    |                       | 18" (457mm)    | 6 Single  |   |
|             |               |                 |              |                       | 24" (608mm)    | 10 Single |   |
|             |               |                 |              |                       |                | 12 Single |   |
|             |               |                 |              |                       |                | 3 Duplex  |   |
|             |               |                 |              |                       |                | 4 Duplex  |   |
|             |               |                 |              |                       |                | 5 Duplex  |   |
|             |               |                 |              |                       |                | 6 Duplex  |   |
|             |               |                 | Aluminum     |                       | AL2000 Series  | Anodized  |   |
| 5' (1.5m)   | 12" (305mm)   | 5 Single        |              |                       |                |           |   |
| 6' (1.8m)   | 18" (457mm)   | 6 Single        |              |                       |                |           |   |
|             |               | 10 Single       |              |                       |                |           |   |
|             |               | 12 Single       |              |                       |                |           |   |
|             |               | 12 Single       |              |                       |                |           |   |
| Nonmetallic | NM2000 Series | Ivory PVC       | 4' (1.2m)    | GB,<br>GBA,<br>IG     | 9" (229mm)     | 2 Duplex  | <ul style="list-style-type: none"> <li>Hard-Wired models</li> <li>Cord-Ended models</li> </ul>  |
|             |               |                 | 5' (1.5m)    |                       | 12" (305mm)    | 4 Duplex  |   |
|             |               |                 | 6' (1.8m)    |                       | 15" (381mm)    | 5 Duplex  |   |
|             |               |                 |              |                       | 18" (457mm)    | 6 Duplex  |   |
|             |               |                 |              |                       | 30" (760mm)    | 6 Duplex  |   |
|             |               |                 |              |                       |                | 8 Duplex  |   |
| Nonmetallic | NM2400 Series | Ivory PVC       | 3' (910mm)   | GB,<br>GBA            | 12" (305mm)    | 2 Duplex  | <ul style="list-style-type: none"> <li>Hard-Wired models</li> <li>Cord-Ended models</li> </ul>  |
|             |               |                 | 4' (1.2m)    |                       | 18" (457mm)    | 3 Duplex  |   |
|             |               |                 | 5' (1.5m)    |                       | 30" (760mm)    | 4 Duplex  |   |
|             |               |                 | 6' (1.8m)    |                       |                | 5 Duplex  |   |
|             |               |                 |              |                       |                | 6 Duplex  |   |
|             |               |                 |              |                       |                | 6 Duplex  |   |

## Plugmold 2000 Series Steel Multioutlet Systems Ordering Information

### Plugmold 2000 Series Steel Part Numbering System

2000 Series Steel Plugmold Series - Example: G20GB306



**G**

COLOR:

Black = BK  
Gray = G  
Ivory = V  
White = WH  
Stainless = S

**2 0**

RACEWAY:

2000 = 20

**G B**

WIRING CONFIGURATION:

GB = GB  
GBA = GBA

**3**

LENGTH:

24" (608mm) = 2\*  
36" (915mm) = 3  
60" (1.5m) = 5  
72" (1.8m) = 6

**0 6**

CENTER DISTANCE:

6" (152mm) = 6  
9" (229mm) = 9\*\*  
12" (305mm) = 12  
18" (457mm) = 18

\* Stainless steel only.  
\*\* 6' lengths only.

NOTE: Not all combinations of color, wiring configurations, length, and center distance are available as standard products. For additional information, contact Wiremold Technical Support at 1-844-957-3783.

NOTE: Color codes: "V" for Ivory ScuffCoat™ finish, "BK" for Black ScuffCoat™ finish, "G" for Gray enamel finish, "WH" for white enamel finish, and "S" for stainless steel. Receptacle colors match extrusion colors except for stainless steel which has black receptacles.

\* All 2000 Series Plugmold products include two (2) 2010B Blank End Fittings and one (1) 2001 Base Coupling unless otherwise indicated in the product description.

## Steel Plugmold® Multioutlet Systems

Steel Plugmold Multioutlet Systems are available in a wide range of lengths and finishes to provide a versatile solution for many applications. Options include versions with single or alternating circuits, standard receptacles, Snapicoil® harnesses of prewired receptacles, USB charging options, GFCI protection, tamper-resistance, plug-in and cord-ended units.

Steel Plugmold® Multioutlet Systems are available in black or ivory ScuffCoat™ finish, painted white or gray enamel finish, or stylish stainless steel. The enamel finishes work with many types of decor or can be painted to blend with most color schemes. Stainless steel Plugmold raceway is both durable and aesthetically pleasing.



Steel Plugmold systems are available in a variety of colors and configurations.

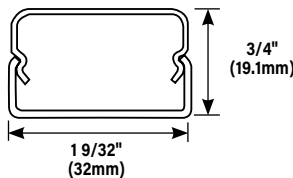
### Plugmold 2000 Series Steel Multioutlet Systems

| Plugmold 2000 Series Wire Fill Capacities for Power |                     |        |       |                                   |
|---|---------------------|--------|-------|-----------------------------------|
| CABLE TYPE  | WIRE SIZE THHN/THWN | O.D.   |       | NO. OF CONDUCTORS (40% FILL) 2000 |
|   |                     | Inches | (mm)  |                                   |
| POWER WIRING WITHOUT DEVICES                        | 12 AWG              | 0.130  | (3.3) | 7*                                |
|   | 14 AWG              | 0.111  | (2.8) | 7*                                |
| POWER WIRING WITH DEVICES (Plugmold Series)         | 12 AWG              | 0.122  | (3.1) | 5**                               |
|   | 14 AWG              | 0.105  | (2.7) | 5**                               |



\*Wire capacity limited to maximum of seven conductors due to .025" (.6mm) material thickness of cover.

\*\*Including one hot, neutral, and ground wire from the receptacle.



Steel Plugmold Multioutlet Systems are ideal for use in homes, dormitories and office applications, anywhere convenient access to power or USB charging is needed.

## Plugmold 2000 Series Steel Multioutlet Systems Ordering Information

| Plugmold 2000 Series Wiring Configurations   |  |  |  |
|--|--|--|--|
|  |  | <b>With Snapicoil</b><br>  |  |
| <b>GB Series:</b><br>3-wire, #12 THHN (1 hot, 1 neutral and 1 ground), 1 circuit; has insulated grounding conductor. | <b>GBA Series:</b><br>4-wire, #12 THHN (2 hot, 1 neutral and 1 ground), 2 circuit; outlets wired alternately; has insulated grounding conductor. | <b>GB Series:</b><br>3-wire, #12 THHN (1 hot, 1 neutral and 1 ground), 1 circuit; has insulated grounding conductor. | <b>GBA Series:</b><br>4-wire, #12 THHN (2 hot, 1 neutral and 1 ground), 2 circuit; outlets wired alternately; has insulated grounding conductor. |

**NOTE:** SNAPICOIL REELS on custom order. Snapicoil harness is available on reels if lengths greater than 50' are needed, or if multiple lengths are required for production-type jobs. The maximum length per reel is 240' for Snapicoil with outlets 12" and 18" on centers; 500' with outlets 30" on center. Packaging includes the necessary number of lengths of base, holecut cover, wire clips, and couplings for complete installation. Price and delivery information should be obtained prior to specifying or ordering. To specify or order, add "R" to the Snapicoil number. Ex: V20GB12R. Other outlet spacings available on custom order.

Receptacles are made from high impact thermoplastic. Snapicoil packaging includes the necessary lengths of 2000B Base, 2000C Hole Cut Cover, 2000WC Wire Clips, and 2001 Couplings for complete installation.

## Plugmold 2000 Series Steel Multioutlet Systems Ordering Information

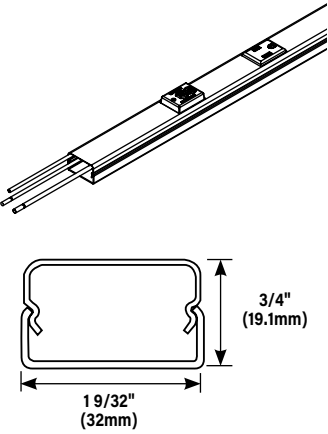
| Plugmold 2000 Series Steel with Snapicoil Harness Ordering Information |        |          |               |  |         |           |                       |           |                     |
|--|--------|----------|---------------|--|---------|-----------|-----------------------|-----------|---------------------|
| CATALOG NO.  | LENGTH |          | WIRING CONFIG | OUTLETS (15A 120V NEMA 5-15SR) CENTER DISTANCE |         | QUANTITY  | HOLE CUT COVER LENGTH |           | HOUSING             |
|  | Feet   | (meters) |               | Inches   | (mm)    |           | QUANTITY              | Feet      |                     |
| 20GB12*  | 48'    | (14.63)  | GB            | 12"  | (305mm) | 48 Single | 8                     | 6' (1.8m) | Steel - Ivory, Gray |
| 20GB18*  | 48'    | (14.63)  | GB            | 18"  | (457mm) | 32 Single | 8                     | 6' (1.8m) | Steel - Ivory, Gray |
| V20GB30  | 50'    | (15.25)  | GB            | 30"  | (760mm) | 20 Single | 10                    | 5' (1.5m) | Steel - Ivory       |
| 20GBA12*   | 48'    | (14.63)  | GBA           | 12"  | (305mm) | 48 Single | 8                     | 6' (1.8m) | Steel - Ivory, Gray |

### CUSTOM PLUGMOLD

Plugmold is one of our most frequently requested custom products. From airports, to trains, to classrooms, dormitories or residences, anywhere multiple access to power or USB charging is needed. Custom receptacle spacing options, custom colors, wiring modifications, or any number of custom configurations are available for special applications. Contact the factory to discuss our capabilities and why Plugmold is often the best option for locations requiring multiple access to power or USB charging.



## Plugmold 2000 Series Steel Multioutlet Systems Ordering Information

| Product   | Description/Specifications  |                     |                  |                                |                            |                                |                            |                 |       |            |    |            |                      |                 |       |            |    |            |                      |                |       |            |    |            |                      |                |      |            |    |            |                      |                |           |            |    |            |                      |                 |       |           |    |            |                      |                 |       |           |    |            |                      |                |       |           |    |            |                      |                |      |           |    |            |                      |                |           |           |    |            |                      |                 |       |           |    |            |                       |                 |       |           |    |            |                       |                |       |           |    |            |                       |                |      |           |    |            |                       |                |           |           |    |            |
|---|---|---------------------|------------------|--------------------------------|----------------------------|--------------------------------|----------------------------|-----------------|-------|------------|----|------------|----------------------|-----------------|-------|------------|----|------------|----------------------|----------------|-------|------------|----|------------|----------------------|----------------|------|------------|----|------------|----------------------|----------------|-----------|------------|----|------------|----------------------|-----------------|-------|-----------|----|------------|----------------------|-----------------|-------|-----------|----|------------|----------------------|----------------|-------|-----------|----|------------|----------------------|----------------|------|-----------|----|------------|----------------------|----------------|-----------|-----------|----|------------|----------------------|-----------------|-------|-----------|----|------------|-----------------------|-----------------|-------|-----------|----|------------|-----------------------|----------------|-------|-----------|----|------------|-----------------------|----------------|------|-----------|----|------------|-----------------------|----------------|-----------|-----------|----|------------|
| <b>GFCI Plugmold</b><br> | <p>GFCI Module provides downstream protection for all outlets and connections. Available in 3' (914mm), 5' (1.5m) and 6' (1.8m) lengths with 6" (152mm) receptacle spacing. 15A tamper-resistant receptacles. 3-wire, #12 THHN (1 hot, 1 neutral, and insulated ground conductor). .040" (1.0mm) steel housing. Packed 2 per carton. Each unit supplied with one (1) Coupling and two (2) Blank End Fittings. GFCI Class A 20A 125V 60Hz.</p>   |                     |                  |                                |                            |                                |                            |                 |       |            |    |            |                      |                 |       |            |    |            |                      |                |       |            |    |            |                      |                |      |            |    |            |                      |                |           |            |    |            |                      |                 |       |           |    |            |                      |                 |       |           |    |            |                      |                |       |           |    |            |                      |                |      |           |    |            |                      |                |           |           |    |            |                      |                 |       |           |    |            |                       |                 |       |           |    |            |                       |                |       |           |    |            |                       |                |      |           |    |            |                       |                |           |           |    |            |
|   | <table border="1"> <thead> <tr> <th>CATALOG NO.</th> <th>FINISH</th> <th>LENGTH<br/>Feet (mm)</th> <th>WIRING<br/>CONFIG</th> <th>CENTER DISTANCE<br/>Inches (mm)</th> <th>OUTLETS<br/>QUANTITY &amp; TYPE</th> </tr> </thead> <tbody> <tr><td>WH20GB306TRGFI6</td><td>White</td><td>3' (915mm)</td><td>GB</td><td>6" (152mm)</td><td>1 GFCI, 5 Single 15A</td></tr> <tr><td>BK20GB306TRGFI6</td><td>Black</td><td>3' (915mm)</td><td>GB</td><td>6" (152mm)</td><td>1 GFCI, 5 Single 15A</td></tr> <tr><td>V20GB306TRGFI6</td><td>Ivory</td><td>3' (915mm)</td><td>GB</td><td>6" (152mm)</td><td>1 GFCI, 5 Single 15A</td></tr> <tr><td>G20GB306TRGFI6</td><td>Gray</td><td>3' (915mm)</td><td>GB</td><td>6" (152mm)</td><td>1 GFCI, 5 Single 15A</td></tr> <tr><td>S20GB306TRGFI6</td><td>Stainless</td><td>3' (915mm)</td><td>GB</td><td>6" (152mm)</td><td>1 GFCI, 5 Single 15A</td></tr> <tr><td>WH20GB506TRGFI6</td><td>White</td><td>5' (1.5m)</td><td>GB</td><td>6" (152mm)</td><td>1 GFCI, 9 Single 15A</td></tr> <tr><td>BK20GB506TRGFI6</td><td>Black</td><td>5' (1.5m)</td><td>GB</td><td>6" (152mm)</td><td>1 GFCI, 9 Single 15A</td></tr> <tr><td>V20GB506TRGFI6</td><td>Ivory</td><td>5' (1.5m)</td><td>GB</td><td>6" (152mm)</td><td>1 GFCI, 9 Single 15A</td></tr> <tr><td>G20GB506TRGFI6</td><td>Gray</td><td>5' (1.5m)</td><td>GB</td><td>6" (152mm)</td><td>1 GFCI, 9 Single 15A</td></tr> <tr><td>S20GB506TRGFI6</td><td>Stainless</td><td>5' (1.5m)</td><td>GB</td><td>6" (152mm)</td><td>1 GFCI, 9 Single 15A</td></tr> <tr><td>WH20GB606TRGFI6</td><td>White</td><td>6' (1.8m)</td><td>GB</td><td>6" (152mm)</td><td>1 GFCI, 11 Single 15A</td></tr> <tr><td>BK20GB606TRGFI6</td><td>Black</td><td>6' (1.8m)</td><td>GB</td><td>6" (152mm)</td><td>1 GFCI, 11 Single 15A</td></tr> <tr><td>V20GB606TRGFI6</td><td>Ivory</td><td>6' (1.8m)</td><td>GB</td><td>6" (152mm)</td><td>1 GFCI, 11 Single 15A</td></tr> <tr><td>G20GB606TRGFI6</td><td>Gray</td><td>6' (1.8m)</td><td>GB</td><td>6" (152mm)</td><td>1 GFCI, 11 Single 15A</td></tr> <tr><td>S20GB606TRGFI6</td><td>Stainless</td><td>6' (1.8m)</td><td>GB</td><td>6" (152mm)</td><td>1 GFCI, 11 Single 15A</td></tr> </tbody> </table> | CATALOG NO.         | FINISH           | LENGTH<br>Feet (mm)            | WIRING<br>CONFIG           | CENTER DISTANCE<br>Inches (mm) | OUTLETS<br>QUANTITY & TYPE | WH20GB306TRGFI6 | White | 3' (915mm) | GB | 6" (152mm) | 1 GFCI, 5 Single 15A | BK20GB306TRGFI6 | Black | 3' (915mm) | GB | 6" (152mm) | 1 GFCI, 5 Single 15A | V20GB306TRGFI6 | Ivory | 3' (915mm) | GB | 6" (152mm) | 1 GFCI, 5 Single 15A | G20GB306TRGFI6 | Gray | 3' (915mm) | GB | 6" (152mm) | 1 GFCI, 5 Single 15A | S20GB306TRGFI6 | Stainless | 3' (915mm) | GB | 6" (152mm) | 1 GFCI, 5 Single 15A | WH20GB506TRGFI6 | White | 5' (1.5m) | GB | 6" (152mm) | 1 GFCI, 9 Single 15A | BK20GB506TRGFI6 | Black | 5' (1.5m) | GB | 6" (152mm) | 1 GFCI, 9 Single 15A | V20GB506TRGFI6 | Ivory | 5' (1.5m) | GB | 6" (152mm) | 1 GFCI, 9 Single 15A | G20GB506TRGFI6 | Gray | 5' (1.5m) | GB | 6" (152mm) | 1 GFCI, 9 Single 15A | S20GB506TRGFI6 | Stainless | 5' (1.5m) | GB | 6" (152mm) | 1 GFCI, 9 Single 15A | WH20GB606TRGFI6 | White | 6' (1.8m) | GB | 6" (152mm) | 1 GFCI, 11 Single 15A | BK20GB606TRGFI6 | Black | 6' (1.8m) | GB | 6" (152mm) | 1 GFCI, 11 Single 15A | V20GB606TRGFI6 | Ivory | 6' (1.8m) | GB | 6" (152mm) | 1 GFCI, 11 Single 15A | G20GB606TRGFI6 | Gray | 6' (1.8m) | GB | 6" (152mm) | 1 GFCI, 11 Single 15A | S20GB606TRGFI6 | Stainless | 6' (1.8m) | GB | 6" (152mm) |
| CATALOG NO.   | FINISH  | LENGTH<br>Feet (mm) | WIRING<br>CONFIG | CENTER DISTANCE<br>Inches (mm) | OUTLETS<br>QUANTITY & TYPE |                                |                            |                 |       |            |    |            |                      |                 |       |            |    |            |                      |                |       |            |    |            |                      |                |      |            |    |            |                      |                |           |            |    |            |                      |                 |       |           |    |            |                      |                 |       |           |    |            |                      |                |       |           |    |            |                      |                |      |           |    |            |                      |                |           |           |    |            |                      |                 |       |           |    |            |                       |                 |       |           |    |            |                       |                |       |           |    |            |                       |                |      |           |    |            |                       |                |           |           |    |            |
| WH20GB306TRGFI6   | White   | 3' (915mm)          | GB               | 6" (152mm)                     | 1 GFCI, 5 Single 15A       |                                |                            |                 |       |            |    |            |                      |                 |       |            |    |            |                      |                |       |            |    |            |                      |                |      |            |    |            |                      |                |           |            |    |            |                      |                 |       |           |    |            |                      |                 |       |           |    |            |                      |                |       |           |    |            |                      |                |      |           |    |            |                      |                |           |           |    |            |                      |                 |       |           |    |            |                       |                 |       |           |    |            |                       |                |       |           |    |            |                       |                |      |           |    |            |                       |                |           |           |    |            |
| BK20GB306TRGFI6   | Black   | 3' (915mm)          | GB               | 6" (152mm)                     | 1 GFCI, 5 Single 15A       |                                |                            |                 |       |            |    |            |                      |                 |       |            |    |            |                      |                |       |            |    |            |                      |                |      |            |    |            |                      |                |           |            |    |            |                      |                 |       |           |    |            |                      |                 |       |           |    |            |                      |                |       |           |    |            |                      |                |      |           |    |            |                      |                |           |           |    |            |                      |                 |       |           |    |            |                       |                 |       |           |    |            |                       |                |       |           |    |            |                       |                |      |           |    |            |                       |                |           |           |    |            |
| V20GB306TRGFI6  | Ivory   | 3' (915mm)          | GB               | 6" (152mm)                     | 1 GFCI, 5 Single 15A       |                                |                            |                 |       |            |    |            |                      |                 |       |            |    |            |                      |                |       |            |    |            |                      |                |      |            |    |            |                      |                |           |            |    |            |                      |                 |       |           |    |            |                      |                 |       |           |    |            |                      |                |       |           |    |            |                      |                |      |           |    |            |                      |                |           |           |    |            |                      |                 |       |           |    |            |                       |                 |       |           |    |            |                       |                |       |           |    |            |                       |                |      |           |    |            |                       |                |           |           |    |            |
| G20GB306TRGFI6  | Gray  | 3' (915mm)          | GB               | 6" (152mm)                     | 1 GFCI, 5 Single 15A       |                                |                            |                 |       |            |    |            |                      |                 |       |            |    |            |                      |                |       |            |    |            |                      |                |      |            |    |            |                      |                |           |            |    |            |                      |                 |       |           |    |            |                      |                 |       |           |    |            |                      |                |       |           |    |            |                      |                |      |           |    |            |                      |                |           |           |    |            |                      |                 |       |           |    |            |                       |                 |       |           |    |            |                       |                |       |           |    |            |                       |                |      |           |    |            |                       |                |           |           |    |            |
| S20GB306TRGFI6  | Stainless   | 3' (915mm)          | GB               | 6" (152mm)                     | 1 GFCI, 5 Single 15A       |                                |                            |                 |       |            |    |            |                      |                 |       |            |    |            |                      |                |       |            |    |            |                      |                |      |            |    |            |                      |                |           |            |    |            |                      |                 |       |           |    |            |                      |                 |       |           |    |            |                      |                |       |           |    |            |                      |                |      |           |    |            |                      |                |           |           |    |            |                      |                 |       |           |    |            |                       |                 |       |           |    |            |                       |                |       |           |    |            |                       |                |      |           |    |            |                       |                |           |           |    |            |
| WH20GB506TRGFI6   | White   | 5' (1.5m)           | GB               | 6" (152mm)                     | 1 GFCI, 9 Single 15A       |                                |                            |                 |       |            |    |            |                      |                 |       |            |    |            |                      |                |       |            |    |            |                      |                |      |            |    |            |                      |                |           |            |    |            |                      |                 |       |           |    |            |                      |                 |       |           |    |            |                      |                |       |           |    |            |                      |                |      |           |    |            |                      |                |           |           |    |            |                      |                 |       |           |    |            |                       |                 |       |           |    |            |                       |                |       |           |    |            |                       |                |      |           |    |            |                       |                |           |           |    |            |
| BK20GB506TRGFI6   | Black   | 5' (1.5m)           | GB               | 6" (152mm)                     | 1 GFCI, 9 Single 15A       |                                |                            |                 |       |            |    |            |                      |                 |       |            |    |            |                      |                |       |            |    |            |                      |                |      |            |    |            |                      |                |           |            |    |            |                      |                 |       |           |    |            |                      |                 |       |           |    |            |                      |                |       |           |    |            |                      |                |      |           |    |            |                      |                |           |           |    |            |                      |                 |       |           |    |            |                       |                 |       |           |    |            |                       |                |       |           |    |            |                       |                |      |           |    |            |                       |                |           |           |    |            |
| V20GB506TRGFI6  | Ivory   | 5' (1.5m)           | GB               | 6" (152mm)                     | 1 GFCI, 9 Single 15A       |                                |                            |                 |       |            |    |            |                      |                 |       |            |    |            |                      |                |       |            |    |            |                      |                |      |            |    |            |                      |                |           |            |    |            |                      |                 |       |           |    |            |                      |                 |       |           |    |            |                      |                |       |           |    |            |                      |                |      |           |    |            |                      |                |           |           |    |            |                      |                 |       |           |    |            |                       |                 |       |           |    |            |                       |                |       |           |    |            |                       |                |      |           |    |            |                       |                |           |           |    |            |
| G20GB506TRGFI6  | Gray  | 5' (1.5m)           | GB               | 6" (152mm)                     | 1 GFCI, 9 Single 15A       |                                |                            |                 |       |            |    |            |                      |                 |       |            |    |            |                      |                |       |            |    |            |                      |                |      |            |    |            |                      |                |           |            |    |            |                      |                 |       |           |    |            |                      |                 |       |           |    |            |                      |                |       |           |    |            |                      |                |      |           |    |            |                      |                |           |           |    |            |                      |                 |       |           |    |            |                       |                 |       |           |    |            |                       |                |       |           |    |            |                       |                |      |           |    |            |                       |                |           |           |    |            |
| S20GB506TRGFI6  | Stainless   | 5' (1.5m)           | GB               | 6" (152mm)                     | 1 GFCI, 9 Single 15A       |                                |                            |                 |       |            |    |            |                      |                 |       |            |    |            |                      |                |       |            |    |            |                      |                |      |            |    |            |                      |                |           |            |    |            |                      |                 |       |           |    |            |                      |                 |       |           |    |            |                      |                |       |           |    |            |                      |                |      |           |    |            |                      |                |           |           |    |            |                      |                 |       |           |    |            |                       |                 |       |           |    |            |                       |                |       |           |    |            |                       |                |      |           |    |            |                       |                |           |           |    |            |
| WH20GB606TRGFI6   | White   | 6' (1.8m)           | GB               | 6" (152mm)                     | 1 GFCI, 11 Single 15A      |                                |                            |                 |       |            |    |            |                      |                 |       |            |    |            |                      |                |       |            |    |            |                      |                |      |            |    |            |                      |                |           |            |    |            |                      |                 |       |           |    |            |                      |                 |       |           |    |            |                      |                |       |           |    |            |                      |                |      |           |    |            |                      |                |           |           |    |            |                      |                 |       |           |    |            |                       |                 |       |           |    |            |                       |                |       |           |    |            |                       |                |      |           |    |            |                       |                |           |           |    |            |
| BK20GB606TRGFI6   | Black   | 6' (1.8m)           | GB               | 6" (152mm)                     | 1 GFCI, 11 Single 15A      |                                |                            |                 |       |            |    |            |                      |                 |       |            |    |            |                      |                |       |            |    |            |                      |                |      |            |    |            |                      |                |           |            |    |            |                      |                 |       |           |    |            |                      |                 |       |           |    |            |                      |                |       |           |    |            |                      |                |      |           |    |            |                      |                |           |           |    |            |                      |                 |       |           |    |            |                       |                 |       |           |    |            |                       |                |       |           |    |            |                       |                |      |           |    |            |                       |                |           |           |    |            |
| V20GB606TRGFI6  | Ivory   | 6' (1.8m)           | GB               | 6" (152mm)                     | 1 GFCI, 11 Single 15A      |                                |                            |                 |       |            |    |            |                      |                 |       |            |    |            |                      |                |       |            |    |            |                      |                |      |            |    |            |                      |                |           |            |    |            |                      |                 |       |           |    |            |                      |                 |       |           |    |            |                      |                |       |           |    |            |                      |                |      |           |    |            |                      |                |           |           |    |            |                      |                 |       |           |    |            |                       |                 |       |           |    |            |                       |                |       |           |    |            |                       |                |      |           |    |            |                       |                |           |           |    |            |
| G20GB606TRGFI6  | Gray  | 6' (1.8m)           | GB               | 6" (152mm)                     | 1 GFCI, 11 Single 15A      |                                |                            |                 |       |            |    |            |                      |                 |       |            |    |            |                      |                |       |            |    |            |                      |                |      |            |    |            |                      |                |           |            |    |            |                      |                 |       |           |    |            |                      |                 |       |           |    |            |                      |                |       |           |    |            |                      |                |      |           |    |            |                      |                |           |           |    |            |                      |                 |       |           |    |            |                       |                 |       |           |    |            |                       |                |       |           |    |            |                       |                |      |           |    |            |                       |                |           |           |    |            |
| S20GB606TRGFI6  | Stainless   | 6' (1.8m)           | GB               | 6" (152mm)                     | 1 GFCI, 11 Single 15A      |                                |                            |                 |       |            |    |            |                      |                 |       |            |    |            |                      |                |       |            |    |            |                      |                |      |            |    |            |                      |                |           |            |    |            |                      |                 |       |           |    |            |                      |                 |       |           |    |            |                      |                |       |           |    |            |                      |                |      |           |    |            |                      |                |           |           |    |            |                      |                 |       |           |    |            |                       |                 |       |           |    |            |                       |                |       |           |    |            |                       |                |      |           |    |            |                       |                |           |           |    |            |

**NOTE:** GFCI module does not contain an outlet.

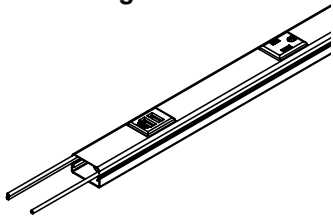
| Product   | Description/Specifications   |                     |                  |                                |                            |                                |                            |             |       |            |    |            |                 |             |       |            |    |            |                 |            |       |            |    |            |                 |            |      |            |    |            |                 |            |           |            |    |            |                 |             |       |           |    |            |                 |             |       |           |    |            |                 |            |       |           |    |            |                 |            |      |           |    |            |                 |            |           |           |    |            |                 |             |       |           |    |            |                  |             |       |           |    |            |                  |            |       |           |    |            |                  |            |      |           |    |            |                  |            |           |           |    |            |
|---|--|---------------------|------------------|--------------------------------|----------------------------|--------------------------------|----------------------------|-------------|-------|------------|----|------------|-----------------|-------------|-------|------------|----|------------|-----------------|------------|-------|------------|----|------------|-----------------|------------|------|------------|----|------------|-----------------|------------|-----------|------------|----|------------|-----------------|-------------|-------|-----------|----|------------|-----------------|-------------|-------|-----------|----|------------|-----------------|------------|-------|-----------|----|------------|-----------------|------------|------|-----------|----|------------|-----------------|------------|-----------|-----------|----|------------|-----------------|-------------|-------|-----------|----|------------|------------------|-------------|-------|-----------|----|------------|------------------|------------|-------|-----------|----|------------|------------------|------------|------|-----------|----|------------|------------------|------------|-----------|-----------|----|------------|
| <b>Tamper-Resistant Plugmold</b><br> | <p>Receptacles prevent the accidental insertion of foreign objects into receptacles reducing the risk of shocks or electrocution. Meets 2014 NEC section 406 requirements. Available in 3' (914mm), 5' (1.5m) and 6' (1.8m) lengths with 6" (152mm) receptacle spacing. 15A tamper-resistant receptacles.   3-wire, #12 THHN (1 hot, 1 neutral, and insulated ground conductor). .040" (1.0mm) steel housing. Packed 2 per carton. Each unit supplied with one (1) Coupling and two (2) Blank End Fittings.</p>  |                     |                  |                                |                            |                                |                            |             |       |            |    |            |                 |             |       |            |    |            |                 |            |       |            |    |            |                 |            |      |            |    |            |                 |            |           |            |    |            |                 |             |       |           |    |            |                 |             |       |           |    |            |                 |            |       |           |    |            |                 |            |      |           |    |            |                 |            |           |           |    |            |                 |             |       |           |    |            |                  |             |       |           |    |            |                  |            |       |           |    |            |                  |            |      |           |    |            |                  |            |           |           |    |            |
|   | <table border="1"> <thead> <tr> <th>CATALOG NO.</th> <th>FINISH</th> <th>LENGTH<br/>Feet (mm)</th> <th>WIRING<br/>CONFIG</th> <th>CENTER DISTANCE<br/>Inches (mm)</th> <th>OUTLETS<br/>QUANTITY &amp; TYPE</th> </tr> </thead> <tbody> <tr><td>WH20GB306TR</td><td>White</td><td>3' (915mm)</td><td>GB</td><td>6" (152mm)</td><td>6 Single TR 15A</td></tr> <tr><td>BK20GB306TR</td><td>Black</td><td>3' (915mm)</td><td>GB</td><td>6" (152mm)</td><td>6 Single TR 15A</td></tr> <tr><td>V20GB306TR</td><td>Ivory</td><td>3' (915mm)</td><td>GB</td><td>6" (152mm)</td><td>6 Single TR 15A</td></tr> <tr><td>G20GB306TR</td><td>Gray</td><td>3' (915mm)</td><td>GB</td><td>6" (152mm)</td><td>6 Single TR 15A</td></tr> <tr><td>S20GB306TR</td><td>Stainless</td><td>3' (915mm)</td><td>GB</td><td>6" (152mm)</td><td>6 Single TR 15A</td></tr> <tr><td>WH20GB506TR</td><td>White</td><td>5' (1.5m)</td><td>GB</td><td>6" (152mm)</td><td>9 Single TR 15A</td></tr> <tr><td>BK20GB506TR</td><td>Black</td><td>5' (1.5m)</td><td>GB</td><td>6" (152mm)</td><td>9 Single TR 15A</td></tr> <tr><td>V20GB506TR</td><td>Ivory</td><td>5' (1.5m)</td><td>GB</td><td>6" (152mm)</td><td>9 Single TR 15A</td></tr> <tr><td>G20GB506TR</td><td>Gray</td><td>5' (1.5m)</td><td>GB</td><td>6" (152mm)</td><td>9 Single TR 15A</td></tr> <tr><td>S20GB506TR</td><td>Stainless</td><td>5' (1.5m)</td><td>GB</td><td>6" (152mm)</td><td>9 Single TR 15A</td></tr> <tr><td>WH20GB606TR</td><td>White</td><td>6' (1.8m)</td><td>GB</td><td>6" (152mm)</td><td>11 Single TR 15A</td></tr> <tr><td>BK20GB606TR</td><td>Black</td><td>6' (1.8m)</td><td>GB</td><td>6" (152mm)</td><td>11 Single TR 15A</td></tr> <tr><td>V20GB606TR</td><td>Ivory</td><td>6' (1.8m)</td><td>GB</td><td>6" (152mm)</td><td>11 Single TR 15A</td></tr> <tr><td>G20GB606TR</td><td>Gray</td><td>6' (1.8m)</td><td>GB</td><td>6" (152mm)</td><td>11 Single TR 15A</td></tr> <tr><td>S20GB606TR</td><td>Stainless</td><td>6' (1.8m)</td><td>GB</td><td>6" (152mm)</td><td>11 Single TR 15A</td></tr> </tbody> </table> | CATALOG NO.         | FINISH           | LENGTH<br>Feet (mm)            | WIRING<br>CONFIG           | CENTER DISTANCE<br>Inches (mm) | OUTLETS<br>QUANTITY & TYPE | WH20GB306TR | White | 3' (915mm) | GB | 6" (152mm) | 6 Single TR 15A | BK20GB306TR | Black | 3' (915mm) | GB | 6" (152mm) | 6 Single TR 15A | V20GB306TR | Ivory | 3' (915mm) | GB | 6" (152mm) | 6 Single TR 15A | G20GB306TR | Gray | 3' (915mm) | GB | 6" (152mm) | 6 Single TR 15A | S20GB306TR | Stainless | 3' (915mm) | GB | 6" (152mm) | 6 Single TR 15A | WH20GB506TR | White | 5' (1.5m) | GB | 6" (152mm) | 9 Single TR 15A | BK20GB506TR | Black | 5' (1.5m) | GB | 6" (152mm) | 9 Single TR 15A | V20GB506TR | Ivory | 5' (1.5m) | GB | 6" (152mm) | 9 Single TR 15A | G20GB506TR | Gray | 5' (1.5m) | GB | 6" (152mm) | 9 Single TR 15A | S20GB506TR | Stainless | 5' (1.5m) | GB | 6" (152mm) | 9 Single TR 15A | WH20GB606TR | White | 6' (1.8m) | GB | 6" (152mm) | 11 Single TR 15A | BK20GB606TR | Black | 6' (1.8m) | GB | 6" (152mm) | 11 Single TR 15A | V20GB606TR | Ivory | 6' (1.8m) | GB | 6" (152mm) | 11 Single TR 15A | G20GB606TR | Gray | 6' (1.8m) | GB | 6" (152mm) | 11 Single TR 15A | S20GB606TR | Stainless | 6' (1.8m) | GB | 6" (152mm) |
| CATALOG NO.   | FINISH   | LENGTH<br>Feet (mm) | WIRING<br>CONFIG | CENTER DISTANCE<br>Inches (mm) | OUTLETS<br>QUANTITY & TYPE |                                |                            |             |       |            |    |            |                 |             |       |            |    |            |                 |            |       |            |    |            |                 |            |      |            |    |            |                 |            |           |            |    |            |                 |             |       |           |    |            |                 |             |       |           |    |            |                 |            |       |           |    |            |                 |            |      |           |    |            |                 |            |           |           |    |            |                 |             |       |           |    |            |                  |             |       |           |    |            |                  |            |       |           |    |            |                  |            |      |           |    |            |                  |            |           |           |    |            |
| WH20GB306TR   | White  | 3' (915mm)          | GB               | 6" (152mm)                     | 6 Single TR 15A            |                                |                            |             |       |            |    |            |                 |             |       |            |    |            |                 |            |       |            |    |            |                 |            |      |            |    |            |                 |            |           |            |    |            |                 |             |       |           |    |            |                 |             |       |           |    |            |                 |            |       |           |    |            |                 |            |      |           |    |            |                 |            |           |           |    |            |                 |             |       |           |    |            |                  |             |       |           |    |            |                  |            |       |           |    |            |                  |            |      |           |    |            |                  |            |           |           |    |            |
| BK20GB306TR   | Black  | 3' (915mm)          | GB               | 6" (152mm)                     | 6 Single TR 15A            |                                |                            |             |       |            |    |            |                 |             |       |            |    |            |                 |            |       |            |    |            |                 |            |      |            |    |            |                 |            |           |            |    |            |                 |             |       |           |    |            |                 |             |       |           |    |            |                 |            |       |           |    |            |                 |            |      |           |    |            |                 |            |           |           |    |            |                 |             |       |           |    |            |                  |             |       |           |    |            |                  |            |       |           |    |            |                  |            |      |           |    |            |                  |            |           |           |    |            |
| V20GB306TR  | Ivory  | 3' (915mm)          | GB               | 6" (152mm)                     | 6 Single TR 15A            |                                |                            |             |       |            |    |            |                 |             |       |            |    |            |                 |            |       |            |    |            |                 |            |      |            |    |            |                 |            |           |            |    |            |                 |             |       |           |    |            |                 |             |       |           |    |            |                 |            |       |           |    |            |                 |            |      |           |    |            |                 |            |           |           |    |            |                 |             |       |           |    |            |                  |             |       |           |    |            |                  |            |       |           |    |            |                  |            |      |           |    |            |                  |            |           |           |    |            |
| G20GB306TR  | Gray   | 3' (915mm)          | GB               | 6" (152mm)                     | 6 Single TR 15A            |                                |                            |             |       |            |    |            |                 |             |       |            |    |            |                 |            |       |            |    |            |                 |            |      |            |    |            |                 |            |           |            |    |            |                 |             |       |           |    |            |                 |             |       |           |    |            |                 |            |       |           |    |            |                 |            |      |           |    |            |                 |            |           |           |    |            |                 |             |       |           |    |            |                  |             |       |           |    |            |                  |            |       |           |    |            |                  |            |      |           |    |            |                  |            |           |           |    |            |
| S20GB306TR  | Stainless  | 3' (915mm)          | GB               | 6" (152mm)                     | 6 Single TR 15A            |                                |                            |             |       |            |    |            |                 |             |       |            |    |            |                 |            |       |            |    |            |                 |            |      |            |    |            |                 |            |           |            |    |            |                 |             |       |           |    |            |                 |             |       |           |    |            |                 |            |       |           |    |            |                 |            |      |           |    |            |                 |            |           |           |    |            |                 |             |       |           |    |            |                  |             |       |           |    |            |                  |            |       |           |    |            |                  |            |      |           |    |            |                  |            |           |           |    |            |
| WH20GB506TR   | White  | 5' (1.5m)           | GB               | 6" (152mm)                     | 9 Single TR 15A            |                                |                            |             |       |            |    |            |                 |             |       |            |    |            |                 |            |       |            |    |            |                 |            |      |            |    |            |                 |            |           |            |    |            |                 |             |       |           |    |            |                 |             |       |           |    |            |                 |            |       |           |    |            |                 |            |      |           |    |            |                 |            |           |           |    |            |                 |             |       |           |    |            |                  |             |       |           |    |            |                  |            |       |           |    |            |                  |            |      |           |    |            |                  |            |           |           |    |            |
| BK20GB506TR   | Black  | 5' (1.5m)           | GB               | 6" (152mm)                     | 9 Single TR 15A            |                                |                            |             |       |            |    |            |                 |             |       |            |    |            |                 |            |       |            |    |            |                 |            |      |            |    |            |                 |            |           |            |    |            |                 |             |       |           |    |            |                 |             |       |           |    |            |                 |            |       |           |    |            |                 |            |      |           |    |            |                 |            |           |           |    |            |                 |             |       |           |    |            |                  |             |       |           |    |            |                  |            |       |           |    |            |                  |            |      |           |    |            |                  |            |           |           |    |            |
| V20GB506TR  | Ivory  | 5' (1.5m)           | GB               | 6" (152mm)                     | 9 Single TR 15A            |                                |                            |             |       |            |    |            |                 |             |       |            |    |            |                 |            |       |            |    |            |                 |            |      |            |    |            |                 |            |           |            |    |            |                 |             |       |           |    |            |                 |             |       |           |    |            |                 |            |       |           |    |            |                 |            |      |           |    |            |                 |            |           |           |    |            |                 |             |       |           |    |            |                  |             |       |           |    |            |                  |            |       |           |    |            |                  |            |      |           |    |            |                  |            |           |           |    |            |
| G20GB506TR  | Gray   | 5' (1.5m)           | GB               | 6" (152mm)                     | 9 Single TR 15A            |                                |                            |             |       |            |    |            |                 |             |       |            |    |            |                 |            |       |            |    |            |                 |            |      |            |    |            |                 |            |           |            |    |            |                 |             |       |           |    |            |                 |             |       |           |    |            |                 |            |       |           |    |            |                 |            |      |           |    |            |                 |            |           |           |    |            |                 |             |       |           |    |            |                  |             |       |           |    |            |                  |            |       |           |    |            |                  |            |      |           |    |            |                  |            |           |           |    |            |
| S20GB506TR  | Stainless  | 5' (1.5m)           | GB               | 6" (152mm)                     | 9 Single TR 15A            |                                |                            |             |       |            |    |            |                 |             |       |            |    |            |                 |            |       |            |    |            |                 |            |      |            |    |            |                 |            |           |            |    |            |                 |             |       |           |    |            |                 |             |       |           |    |            |                 |            |       |           |    |            |                 |            |      |           |    |            |                 |            |           |           |    |            |                 |             |       |           |    |            |                  |             |       |           |    |            |                  |            |       |           |    |            |                  |            |      |           |    |            |                  |            |           |           |    |            |
| WH20GB606TR   | White  | 6' (1.8m)           | GB               | 6" (152mm)                     | 11 Single TR 15A           |                                |                            |             |       |            |    |            |                 |             |       |            |    |            |                 |            |       |            |    |            |                 |            |      |            |    |            |                 |            |           |            |    |            |                 |             |       |           |    |            |                 |             |       |           |    |            |                 |            |       |           |    |            |                 |            |      |           |    |            |                 |            |           |           |    |            |                 |             |       |           |    |            |                  |             |       |           |    |            |                  |            |       |           |    |            |                  |            |      |           |    |            |                  |            |           |           |    |            |
| BK20GB606TR   | Black  | 6' (1.8m)           | GB               | 6" (152mm)                     | 11 Single TR 15A           |                                |                            |             |       |            |    |            |                 |             |       |            |    |            |                 |            |       |            |    |            |                 |            |      |            |    |            |                 |            |           |            |    |            |                 |             |       |           |    |            |                 |             |       |           |    |            |                 |            |       |           |    |            |                 |            |      |           |    |            |                 |            |           |           |    |            |                 |             |       |           |    |            |                  |             |       |           |    |            |                  |            |       |           |    |            |                  |            |      |           |    |            |                  |            |           |           |    |            |
| V20GB606TR  | Ivory  | 6' (1.8m)           | GB               | 6" (152mm)                     | 11 Single TR 15A           |                                |                            |             |       |            |    |            |                 |             |       |            |    |            |                 |            |       |            |    |            |                 |            |      |            |    |            |                 |            |           |            |    |            |                 |             |       |           |    |            |                 |             |       |           |    |            |                 |            |       |           |    |            |                 |            |      |           |    |            |                 |            |           |           |    |            |                 |             |       |           |    |            |                  |             |       |           |    |            |                  |            |       |           |    |            |                  |            |      |           |    |            |                  |            |           |           |    |            |
| G20GB606TR  | Gray   | 6' (1.8m)           | GB               | 6" (152mm)                     | 11 Single TR 15A           |                                |                            |             |       |            |    |            |                 |             |       |            |    |            |                 |            |       |            |    |            |                 |            |      |            |    |            |                 |            |           |            |    |            |                 |             |       |           |    |            |                 |             |       |           |    |            |                 |            |       |           |    |            |                 |            |      |           |    |            |                 |            |           |           |    |            |                 |             |       |           |    |            |                  |             |       |           |    |            |                  |            |       |           |    |            |                  |            |      |           |    |            |                  |            |           |           |    |            |
| S20GB606TR  | Stainless  | 6' (1.8m)           | GB               | 6" (152mm)                     | 11 Single TR 15A           |                                |                            |             |       |            |    |            |                 |             |       |            |    |            |                 |            |       |            |    |            |                 |            |      |            |    |            |                 |            |           |            |    |            |                 |             |       |           |    |            |                 |             |       |           |    |            |                 |            |       |           |    |            |                 |            |      |           |    |            |                 |            |           |           |    |            |                 |             |       |           |    |            |                  |             |       |           |    |            |                  |            |       |           |    |            |                  |            |      |           |    |            |                  |            |           |           |    |            |

**NOTE:** Color codes: "V" for Ivory ScuffCoat™ finish, "BK" for Black ScuffCoat™ finish, "G" for Gray enamel finish, "WH" for white enamel finish, and "S" for stainless steel. Receptacle colors match extrusion colors except for stainless steel which has black receptacles and isolated ground versions which have orange receptacles.

All 2000 Series Plugmold products include two (2) 2010B Blank End Fittings and one (1) 2001 Base Coupling unless otherwise indicated in the product description.

### Plugmold 2000 Series Steel Multioutlet Systems Ordering Information

#### USB Plugmold



Available in 3' [914mm], 5' [1.5m] and 6' [1.8m] lengths with 6" [152mm] receptacle spacing. 15A tamper-resistant receptacles. 3-wire, #12 THHN (1 hot, 1 neutral, and insulated ground conductor rated for use on 20A circuits). .040" [1.0mm] steel housing. Packed 2 per carton. Each unit supplied with one (1) Coupling and two (2) Blank End Fittings. USB is 2.4 Amp (shared between 2 ports) 5VDC.

| USB PLUGMOLD CATALOG NO. | FINISH    | LENGTH |         | WIRING CONFIG | CENTER DISTANCE |         | OUTLETS QUANTITY & TYPE |     |
|--------------------------|-----------|--------|---------|---------------|-----------------|---------|-------------------------|-----|
|                          |           | Feet   | [mm]    |               | Inches          | [mm]    |                         |     |
| BK20GB306TRUSB           | Black     | 3'     | [915mm] | GB            | 6"              | [152mm] | 1 USB A, 5 Single       | 15A |
| BK20GB506TRUSB           | Black     | 5'     | [1.5m]  | GB            | 6"              | [152mm] | 1 USB A, 9 Single       | 15A |
| BK20GB606TRUSB           | Black     | 6'     | [1.8m]  | GB            | 6"              | [152mm] | 1 USB A, 11 Single      | 15A |
| G20GB306TRUSB            | Gray      | 3'     | [915mm] | GB            | 6"              | [152mm] | 1 USB A, 5 Single       | 15A |
| G20GB506TRUSB            | Gray      | 5'     | [1.5m]  | GB            | 6"              | [152mm] | 1 USB A, 9 Single       | 15A |
| G20GB606TRUSB            | Gray      | 6'     | [1.8m]  | GB            | 6"              | [152mm] | 1 USB A, 11 Single      | 15A |
| V20GB306TRUSB            | Ivory     | 3'     | [915mm] | GB            | 6"              | [152mm] | 1 USB A, 5 Single       | 15A |
| V20GB506TRUSB            | Ivory     | 5'     | [1.5m]  | GB            | 6"              | [152mm] | 1 USB A, 9 Single       | 15A |
| V20GB606TRUSB            | Ivory     | 6'     | [1.8m]  | GB            | 6"              | [152mm] | 1 USB A, 11 Single      | 15A |
| S20GB306TRUSB            | Stainless | 3'     | [915mm] | GB            | 6"              | [152mm] | 1 USB A, 5 Single       | 15A |
| S20GB506TRUSB            | Stainless | 5'     | [1.5m]  | GB            | 6"              | [152mm] | 1 USB A, 9 Single       | 15A |
| S20GB606TRUSB            | Stainless | 6'     | [1.8m]  | GB            | 6"              | [152mm] | 1 USB A, 11 Single      | 15A |
| WH20GB306TRUSB           | White     | 3'     | [915mm] | GB            | 6"              | [152mm] | 1 USB A, 5 Single       | 15A |
| WH20GB506TRUSB           | White     | 5'     | [1.5m]  | GB            | 6"              | [152mm] | 1 USB A, 9 Single       | 15A |
| WH20GB606TRUSB           | White     | 6'     | [1.8m]  | GB            | 6"              | [152mm] | 1 USB A, 11 Single      | 15A |

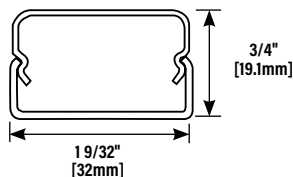
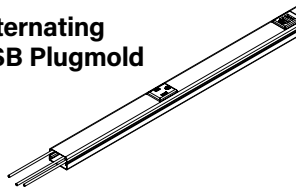
#### All USB Plugmold



Available in 3' [914mm], and 5' [1.5m] lengths with 12" spacing. USB is 2.4 Amps (shared between two ports) 5VDC. .040" [1.0mm] steel housing. Packed two per carton. Each unit supplied with one (1) Coupling and two (2) Blank End Fittings. Each USB module provides 2 ports with 2.4 Amps of shared charging. Please note the charging load on one module will not affect the charging performance of the other USB modules in the product.

| ALL USB PLUGMOLD CATALOG NO. | FINISH    | LENGTH |         | WIRING CONFIG | CENTER DISTANCE |         | OUTLETS QUANTITY & TYPE |
|------------------------------|-----------|--------|---------|---------------|-----------------|---------|-------------------------|
|                              |           | Feet   | [mm]    |               | Inches          | [mm]    |                         |
| BK20USB312                   | Black     | 3'     | [915mm] | USB           | 12"             | [305mm] | 3 USB A Modules         |
| BK20USB512                   | Black     | 5'     | [1.5m]  | USB           | 12"             | [305mm] | 5 USB A Modules         |
| G20USB312                    | Gray      | 3'     | [915mm] | USB           | 12"             | [305mm] | 3 USB A Modules         |
| G20USB512                    | Gray      | 5'     | [1.5m]  | USB           | 12"             | [305mm] | 5 USB A Modules         |
| V20USB312                    | Ivory     | 3'     | [915mm] | USB           | 12"             | [305mm] | 3 USB A Modules         |
| V20USB512                    | Ivory     | 5'     | [1.5m]  | USB           | 12"             | [305mm] | 5 USB A Modules         |
| S20USB312                    | Stainless | 3'     | [915mm] | USB           | 12"             | [305mm] | 3 USB A Modules         |
| S20USB512                    | Stainless | 5'     | [1.5m]  | USB           | 12"             | [305mm] | 5 USB A Modules         |
| WH20USB312                   | White     | 3'     | [915mm] | USB           | 12"             | [305mm] | 3 USB A Modules         |
| WH20USB512                   | White     | 5'     | [1.5m]  | USB           | 12"             | [305mm] | 5 USB A Modules         |

#### Alternating USB Plugmold



Available in 5' [1.5m] length with 9" spacing. 15A tamper-resistant receptacles. 3-wire, #12 THHN (1 hot, 1 neutral, and insulated ground conductor rated for use on 20A circuits). .040" [1.0 mm] steel housing. Packed two per carton. Each unit supplied with one (1) Coupling and two (2) Blank End Fittings. USB is 2.4 Amps (shared between two ports) 5VDC. Please note the charging load on one module will not affect the charging performance of the other USB modules in the product.

| ALTERNATING USB PLUGMOLD CATALOG NO. | FINISH    | LENGTH |        | WIRING CONFIG | CENTER DISTANCE |         | OUTLETS QUANTITY & TYPE             |
|--------------------------------------|-----------|--------|--------|---------------|-----------------|---------|-------------------------------------|
|                                      |           | Feet   | [mm]   |               | Inches          | [mm]    |                                     |
| BK20GB509TRUSBA                      | Black     | 5'     | [1.5m] | GB/USB        | 9"              | [229mm] | 3 Outlets/3 USB A Modules           |
| G20GB509TRUSBA                       | Gray      | 5'     | [1.5m] | GB/USB        | 9"              | [229mm] | 3 Outlets/3 USB A Modules           |
| V20GB509TRUSBA                       | Ivory     | 5'     | [1.5m] | GB/USB        | 9"              | [229mm] | 3 Outlets/3 USB A Modules           |
| S20GB509TRUSBA                       | Stainless | 5'     | [1.5m] | GB/USB        | 9"              | [229mm] | 3 Outlets/3 USB A Modules           |
| WH20GB509TRUSBA                      | White     | 5'     | [1.5m] | GB/USB        | 9"              | [229mm] | 3 Outlets/3 USB A Modules           |
| BK20GB509TRUAC                       | Black     | 5'     | [1.5m] | GB/USB        | 9"              | [229mm] | 3 Outlets/2 USB A & 1 USB C Modules |
| G20GB509TRUAC                        | Gray      | 5'     | [1.5m] | GB/USB        | 9"              | [229mm] | 3 Outlets/2 USB A & 1 USB C Modules |
| V20GB509TRUAC                        | Ivory     | 5'     | [1.5m] | GB/USB        | 9"              | [229mm] | 3 Outlets/2 USB A & 1 USB C Modules |
| S20GB509TRUAC                        | Stainless | 5'     | [1.5m] | GB/USB        | 9"              | [229mm] | 3 Outlets/2 USB A & 1 USB C Modules |
| WH20GB509TRUAC                       | White     | 5'     | [1.5m] | GB/USB        | 9"              | [229mm] | 3 Outlets/2 USB A & 1 USB C Modules |

**NOTE:** Color codes: "V" for Ivory ScuffCoat™ finish, "BK" for Black ScuffCoat™ finish, "G" for Gray enamel finish, "WH" for white enamel finish, and "S" for stainless steel. Receptacle colors match extrusion colors except for stainless steel which has black receptacles and isolated ground versions which have orange receptacles. All 2000 Series Plugmold products include two (2) 2010B Blank End Fittings and one (1) 2001 Base Coupling unless otherwise indicated in the product description.

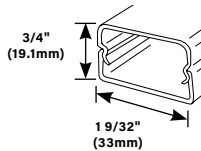
**Plugmold 2000 Series Steel Multioutlet Systems Ordering Information**

| Cord-Ended Plugmold 2000 Series Steel Ordering Information |             |                  |                 |          |        |                 |                     |
|--|-------------|------------------|-----------------|----------|--------|-----------------|---------------------|
| CAT NO.  | UNIT LENGTH | OUTLETS QUANTITY | CORD SET LENGTH | TYPE     | SWITCH | CIRCUIT BREAKER | FINISH              |
| 20-C2*   | 3' 4" (1m)  | 6 Single         | 6' (1.8m)       | 12/3 SJT | No     | Yes             | Steel - Gray, Ivory |

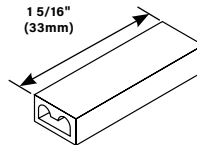
\* Use "V" prefix for Ivory ScuffCoat™ finish and "G" prefix for Gray enamel finish.

**V2000BC** (Ivory)  
**WH2000BC** (White)  
**G2000BC** (Gray)  
**BK2000BC** (Black)  
**S2000BC** (Stainless Steel)

**Base and Cover - 2000B Base:**  
.040" (1.0mm) steel; 2000C  
Cover: .025" (.6mm) steel.  
Packed ten 5' (1.5m) lengths of each per carton.



**W30/W30G**



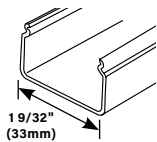
**Pressure-Type Wire Connectors**

- This part comes with both 16-W30 and 8-W30G. W30 - For common connection of two, three, or four No. 12 or No.14 solid copper conductors. W30G - For connection of equipment grounding of two, three, or four No.12 or No. 14 AWG solid conductors. 300V maximum; 20A 105° C maximum.

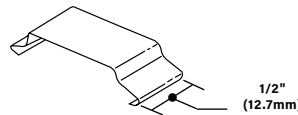
**NOTE: Not for use with aluminum conductors.**

**V2000B-5** (Ivory)  
**WH2000B-5** (White)  
**G2000B-5** (Gray)

**Raceway Base - .040" (1.0mm) steel.** Packed twenty 5' (1.5m) lengths per carton.



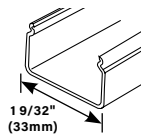
**2000WC**



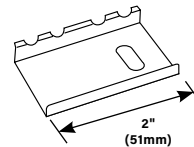
**Wire Clip (Plated)** - Use when conductors bypass receptacles. Not UL Listed.

**V2000B-10** (Ivory)  
**WH2000B-10** (White)

**Raceway Base - .040" (1.0mm) steel.** Packed ten 10' (3.05m) lengths per carton.



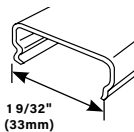
**2001**



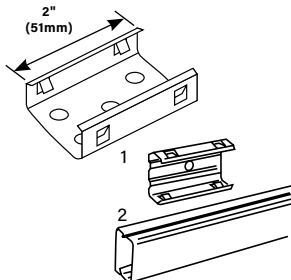
**Coupling (Galvanized Steel)** - Joins lengths of 2000 Series Raceway Base.

**V2000C** (Ivory)  
**WH2000C** (White)  
**G2000C** (Gray)

**Raceway Cover - .025" (.6mm) steel.** Packed twenty 5' (1.5m) lengths per carton. Has no receptacle hole cuts.



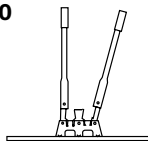
**V2003** (Ivory)  
**2003** (Plated Finish)



**2003 Supporting Clip -** Temporary support, while positioning lengths of raceway base. Use with 2000 Series Raceway.

- 2003 mounted on surface with No. 6 flathead screw.
- Plugmold 2000 snaps into 2003 Supporting Clip.

**620**



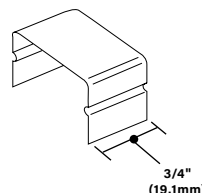
**Raceway Base and Cover Cutter** - Portable cutter for both 2000 Base and Cover.

**V2006** (Ivory)  
**WH2006** (White)  
**G2006** (Gray)  
**BK2006** (Black)  
**S2006** (Stainless Steel)

**2006 Cover Clip** - Covers seam where lengths of cover or base meet.

**620BCK**

**Replacement Blade Kit** - Replacement blades and die set for 620 Cutter.



**2000 Series Steel Raceway Fittings Ordering Information**

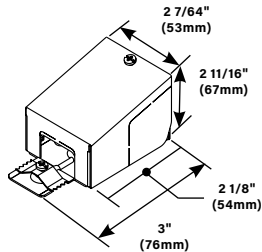
**2009**



**Ground Clamp (Galvanized)** - Connects equipment grounding conductor to provide an additional ground to raceway.

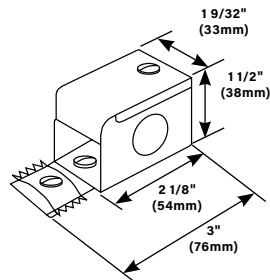


**V2010A3** (Ivory)  
**WH2010A3** (White)  
**G2010A3** (Gray)  
**BK2010A3** (Black)



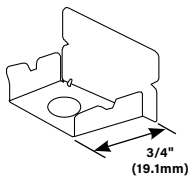
**2010A3 Entrance End Fitting** - Offers larger capacity than V2010A2. 1/2" trade size KOs on end, each side and bottom. 3/4" trade size KOs on bottom and rear. Includes ground screw.

**V2010A2** (Ivory)  
**WH2010A2** (White)  
**G2010A2** (Gray)  
**BK2010A2** (Black)  
**S2010A2** (Stainless Steel)



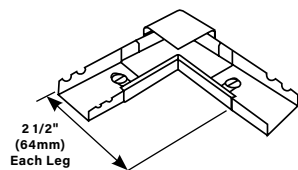
**2010A2 Entrance End Fitting** - Smallest entrance end fitting for connecting Plugmold 2000TR Series with 1/2" trade size conduit and armored cable connectors. 1/2" trade size KOs on end, each side and bottom. Includes ground screw.

**V2010B** (Ivory)  
**WH2010B** (White)  
**G2010B** (Gray)  
**BK2010B** (Black)  
**S2010B** (Stainless Steel)



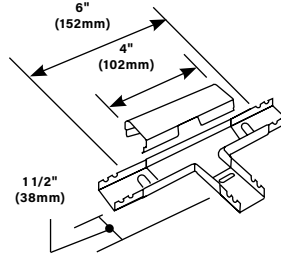
**Blank End** - Closes off open end of 2000 Series Raceway.

**V2011** (Ivory)  
**WH2011** (White)  
**G2011** (Gray)  
**BK2011** (Black)  
**S2011** (Stainless Steel)



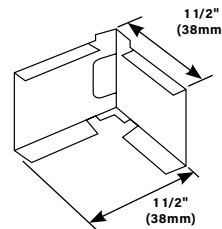
**90° Flat Elbow** - Right angle turns on same surface. Cover stop permits neat butting of 2000C Cover. Two couplings furnished.

**V2015** (Ivory)  
**WH2015** (White)  
**G2015** (Gray)  
**BK2015** (Black)

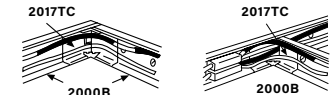


**Tee** - Branches raceway at right angles. Couplings furnished.

**2017TC**

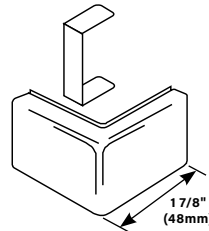


**Internal Corner Coupling** - Furnished with one fiber bushing.

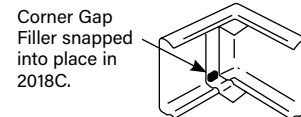


1. 2017TC used as a corner coupling.
2. 2017TC used as a corner coupling and a straight-through fitting.

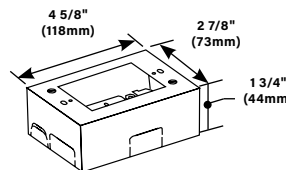
**V2018C** (Ivory)  
**WH2018C** (White)  
**G2018C** (Gray)  
**BK2018C** (Black)  
**S2018C** (Stainless Steel)



**External Elbow Cover** - Continues raceway runs around outside corner. Fills the gap when external corner is made by notching and bending the 2000 Base.



**V2048** (Ivory)  
**WH2048** (White)  
**G2048** (Gray)  
**BK2048** (Black)  
**S2048** (Stainless Steel)



**Single-Gang Device Box** - Cover has twistouts for 2000, 500 and 700 Series Raceways. Base has 1/2" trade size KO and rectangular KO for extension to wall box. Base has No. 10 threaded hole for ground connection.



## 2000 Series Steel Raceway Fittings Ordering Information

**V2048-2** (Ivory)  
**WH2048-2** (White)  
**G2048-2** (Gray)  
**BK2048-2** (Black)



**Two-Gang Device Box** - Cover has twistouts for 2000, 500 and 700 Series Raceways. Base has 1/2" trade size KO and rectangular KO for extension to wall box. Base has No.10 threaded hole for ground connection.

**V2089**



**Side Reducing Connector** - connects 2000 Series Plugmold with 500 Series Raceway through the side of 2000 Series Plugmold.

**V2051H** (Ivory)  
**WH2051H** (White)  
**G2051H** (Gray)  
**BK2051H** (Black)  
**S2051H** (Stainless Steel)



**Flush Plate Adapter** - Feeds 2000 Series Plugmold from an existing wall outlet. Equipped with 1/2" (12.7mm) threaded stud, toothed lock washer for grounding, threaded hole for and conduit bushing.

**V2089E**



**End Reducing Connector** - Connects 2000 Series Plugmold with 500 Series Raceway through the end of 2000 Series Plugmold.



Plugmold 2000 extended from wall outlet using 2051H.



2051H fastened to horizontally mounted wall box.



2051H fastened to vertically mounted wall box.

**V20-C2** (6 Foot Cord)  
**G20-C2** (15 Foot Cord)



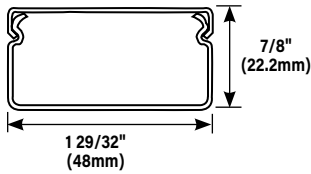
**Plug-In Outlet Center Unit** - Six outlets, steel housing with ivory (V20-C2) or gray finish (G20-C2). 6' (1.8m) cord. Length 40" (1m). Receptacle center-to-center 6" (152mm).

## 2000 Series Interconnectivity Fittings

| CONNECTION REQUIRED                      |                              | USE CATALOG NUMBER     |
|--|------------------------------|------------------------|
| FROM                                     | TO                           |                        |
| 500 Series Raceway                       | Side of Plugmold 2000 Series | V2089, V2048, V2048-2  |
| 500 Series Raceway                       | End of Plugmold 2000 Series  | V2089E, V2048, V2048-2 |
| Existing Outlet                          | Plugmold 2000 Series         | V2051H                 |
| 1/2" trade size Conduit or Armored Cable | End of Plugmold 2000 Series  | V2010A2, V2010A3       |

## Plugmold 2400 Series Steel Multioutlet Systems

| 2400 Series Plugmold Wire Fill Capacities for Power |                     |        |       |                                   |
|---|---------------------|--------|-------|-----------------------------------|
| CABLE TYPE  | WIRE SIZE THHN/THWN | O.D.   |       | NO. OF CONDUCTORS (40% FILL) 2400 |
|   |                     | Inches | (mm)  |                                   |
| POWER WIRING WITHOUT DEVICES                        | 10 AWG              | 0.166  | (4.2) | 26                                |
|   | 12 AWG              | 0.130  | (3.3) | 41                                |
|   | 14 AWG              | 0.111  | (2.8) | 57                                |
| POWER WIRING WITH DEVICES (Plugmold Series)         | 8 AWG               | 0.218  | (5.5) | 2                                 |
|   | 10 AWG              | 0.153  | (3.9) | 6                                 |
|   | 12 AWG              | 0.122  | (3.1) | 10                                |
|   | 14 AWG              | 0.105  | (2.7) | -                                 |



### Plugmold 2400 Series Steel Part Numbering System

#### 2400 Series Steel Plugmold Series w/Simplex Receptacle - Example: 24GBA512



| <b>V</b>  | <b>24</b> | <b>G B A</b>          | <b>5</b>  | <b>12</b>  |
|-----------|-----------|-----------------------|---|--|
| COLOR:    | RACEWAY:  | WIRING CONFIGURATION: | LENGTH:   | CENTER DISTANCE:                                       |
| Ivory = V | 2400 = 24 | GB = GB<br>GBA = GBA  | 36" (915mm) = 3<br>60" (1.5m) = 5<br>72" (1.8m) = 6 | 6" (152mm) = 6<br>12" (305mm) = 12<br>18" (457mm) = 18 |

#### 2400 Series Steel Plugmold Series w/Duplex Receptacle - Example: 24SGBX3618I

| <b>24S</b> | <b>36</b>  | <b>18</b>  | <b>G B X</b>                        | <b>99IV</b>  |
|------------|--|--|-------------------------------------|--------------|
| RACEWAY:   | LENGTH:  | CENTER DISTANCE:   | WIRING CONFIGURATION:               | COLOR:       |
| 2400 = 24S | 36" (915mm) = 36<br>60" (1.5m) = 60<br>72" (1.8m) = 72 | 12" (305mm) = 12<br>18" (457mm) = 18<br>24" (610mm) = 24 | GBX = GBX<br>GBA = GBA<br>IGX = IGX | Ivory = 99IV |

**NOTE:** Not all combinations of color, wiring configurations, length, and center distance are available as standard products. For additional information, contact Wiremold Technical Support at 1-844-957-3783.

**NOTE:** Color codes: "V" for Ivory ScuffCoat™ finish. Receptacle colors match extrusion colors except for isolated ground versions which have orange receptacles.

\* All 2400 Series Plugmold products include two (2) 2410B Blank End Fittings and one (1) 2401 Base Coupling unless otherwise indicated in the product description.

## Plugmold 2400 Series Steel Multioutlet Systems Ordering Information

| Product | Description/Specifications |
|---------|----------------------------|
|---------|----------------------------|

**Plugmold 2400 Series**

Available in 3' (914mm), 5' (1.5m) and 6' (1.8m) lengths with 6" (152mm), 12" (305mm), 18" (457mm) and 24" (608mm) receptacle spacing. 20A receptacles. 3-wire, #12 THHN (1 hot, 1 neutral, and insulated ground conductor). .040" (1.0mm) steel housing. Packed 2 per carton. Each unit supplied with one (1) Coupling and two (2) Blank End Fittings.



| CATALOG NO.    | FINISH | LENGTH<br>Feet (mm) | WIRING<br>CONFIG | CENTER DISTANCE<br>Inches (mm) | OUTLETS<br>QUANTITY & TYPE |
|----------------|--------|---------------------|------------------|--------------------------------|----------------------------|
| V24GB306       | Ivory  | 3' (915mm)          | GB               | 6" (152mm)                     | 6 Single 20A               |
| 24S3612GBX99IV | Ivory  | 3' (915mm)          | GB               | 12" (305mm)                    | 3 Duplex 20A               |
| 24S3612GBA99IV | Ivory  | 3' (915mm)          | GBA              | 12" (305mm)                    | 3 Duplex 20A               |
| V24GB506       | Ivory  | 5' (1.5m)           | GB               | 6" (152mm)                     | 10 Single 20A              |
| V24GB512       | Ivory  | 5' (1.5m)           | GB               | 12" (305mm)                    | 5 Single 20A               |
| V24GBA512      | Ivory  | 5' (1.5m)           | GBA              | 12" (305mm)                    | 5 Single 20A               |
| 24S6012GBX99IV | Ivory  | 5' (1.5m)           | GB               | 12" (305mm)                    | 5 Duplex 20A               |
| 24S6012GBA99IV | Ivory  | 5' (1.5m)           | GBA              | 12" (305mm)                    | 5 Duplex 20A               |
| 24S6012IGX99IV | Ivory  | 5' (1.5m)           | IG               | 12" (305mm)                    | 5 Duplex 20A               |
| V24GB606       | Ivory  | 6' (1.8m)           | GB               | 6" (152mm)                     | 12 Single 20A              |
| V24GB612       | Ivory  | 6' (1.8m)           | GB               | 12" (305mm)                    | 6 Single 20A               |
| V24GBA612      | Ivory  | 6' (1.8m)           | GBA              | 12" (305mm)                    | 6 Single 20A               |
| V24GB618       | Ivory  | 6' (1.8m)           | GB               | 18" (457mm)                    | 4 Single 20A               |
| V24GBA618      | Ivory  | 6' (1.8m)           | GBA              | 18" (457mm)                    | 4 Single 20A               |
| 24S7212GBX99IV | Ivory  | 6' (1.8m)           | GB               | 12" (305mm)                    | 6 Duplex 20A               |
| 24S7224GBA99IV | Ivory  | 6' (1.8m)           | GBA              | 24" (608mm)                    | 3 Duplex 20A               |
| 24S7218GBX99IV | Ivory  | 6' (1.8m)           | GB               | 18" (457mm)                    | 4 Duplex 20A               |
| 24S7224GBX99IV | Ivory  | 6' (1.8m)           | GB               | 24" (608mm)                    | 3 Duplex 20A               |
| 24S7218IGX99IV | Ivory  | 6' (1.8m)           | IG               | 18" (457mm)                    | 4 Duplex 20A               |
| 24S7212IGX99IV | Ivory  | 6' (1.8m)           | IG               | 12" (305mm)                    | 6 Duplex 20A               |
| 24S7224IGX99IV | Ivory  | 6' (1.8m)           | IG               | 24" (608mm)                    | 3 Duplex 20A               |
| 24S7212GBA99IV | Ivory  | 6' (1.8m)           | GBA              | 12" (305mm)                    | 6 Duplex 20A               |
| 24S7218GBA99IV | Ivory  | 6' (1.8m)           | GBA              | 18" (457mm)                    | 4 Duplex 20A               |

**NOTE:** Color codes: "V" for Ivory ScuffCoat™ finish. Receptacle colors match extrusion colors except for isolated ground versions which have orange receptacles.

All 2400 Series Plugmold products include two (2) 2410B Blank End Fittings and one (1) 2401 Base Coupling unless otherwise indicated in the product description.

### 2400 Series Plugmold Wiring Configurations

|  |  |   | With Snapicoil   |  |
|--|--|---|--|--|
| <p><b>GB Series:</b><br/>3-wire, #12 THHN (1 hot, 1 neutral and 1 ground), 1 circuit; has insulated grounding conductor.</p> | <p><b>GBA Series:</b><br/>4-wire, #12 THHN (2 hot, 1 neutral and 1 ground), 2 circuit; outlets wired alternately; has insulated grounding conductor.</p> | <p><b>IG Series:</b><br/>3-wire, #12 THHN (1 hot, 1 neutral and 1 ground), 1 circuit; has insulated-isolated grounding conductor. Orange receptacles.</p> | <p><b>GB Series:</b><br/>3-wire, #12 THHN (1 hot, 1 neutral and 1 ground), 1 circuit; has insulated grounding conductor.</p> | <p><b>GBA Series:</b><br/>4-wire, #12 THHN (2 hot, 1 neutral and 1 ground), 2 circuit; outlets wired alternately; has insulated grounding conductor.</p> |

**NOTE:** SNAPICOIL REELS on custom order. Snapicoil harness is available on reels if lengths greater than 50' are needed, or if multiple lengths are required for production-type jobs. The maximum length per reel is 240' for Snapicoil with outlets 12" and 18" on centers; 500' with outlets 30" on center. Packaging includes the necessary number of lengths of base, holecut cover, wire clips, and couplings for complete installation. Price and delivery information should be obtained prior to specifying or ordering. To specify or order, add "R" to the Snapicoil number. Ex: V24GB12R. Other outlet spacings available on custom order.

Receptacles are made from high impact thermoplastic. Snapicoil packaging includes the necessary lengths of 2400B Base, 2400C Hole Cut Cover, 2400WC Wire Clips, and 2401 Couplings for complete installation.

## 2400 Series Steel Raceway Fittings Ordering Information

### V2400



**Base and Cover –**  
Base – V2400B .040" (1.0mm) steel.  
Cover – V2400C .040" (1.0mm) steel.  
Also available in custom colors.

**Country of Origin: USA**

**Cross-Sectional Area:**  
1.39in<sup>2</sup> (897mm<sup>2</sup>)

| ITEM         | CAT. NO. | LENGTH    | MATERIAL   |
|--------------|----------|-----------|------------|
| Base         | V2400B   | 5' (1.5m) | .040 Steel |
| Cover        | V2400C   | 5' (1.5m) | .025 Steel |
| Base & Cover | V2400BC  | 5' (1.5m) | .025 Steel |

### V2410C



**Entrance End Fitting –** Has 1/2" and 3/4" trade size KOs on end and bottom. Additional 1/2" trade size KO on sides.

**Country of Origin: USA**

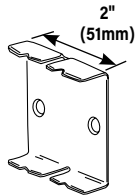
### V2411M



**90° Flat Elbow –** For right angle turns on the same surface (nonmetallic cover).

**Country of Origin: USA**

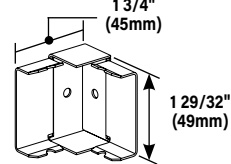
### 2401



**Coupling –** For joining lengths of raceway. Use with V2400 Series.

**Country of Origin: USA**

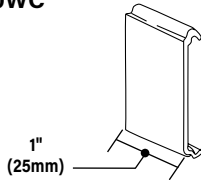
### V2417M



**Internal Elbow –** For making internal 90° corners. All steel construction.

**Country of Origin: USA**

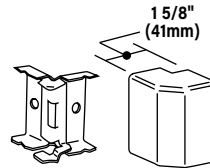
### 2400WC



**Wire Clip –** Holds conductors in place in raceway.

**Country of Origin: USA**

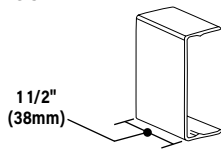
### V2418M



**External Elbow –** For covering outside corners (nonmetallic cover).

**Country of Origin: USA**

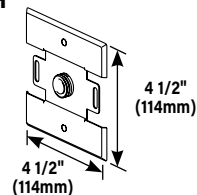
### V2406



**Cover Clip –** For covering joint where lengths of cover or base adjoin. Use with V2400 Series (nonmetallic).

**Country of Origin: USA**

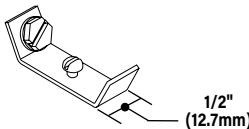
### V2451H



**Back Feed Fitting –** For feeding 2400 Series Raceway from an existing outlet box. Equipped with 1/2" trade size male bushing and locknut washer for grounding.

**Country of Origin: USA**

### 2409



**Ground Clamp –** No. 10 ground screw provided. Use with V2400 Series Raceway.

**Country of Origin: USA**

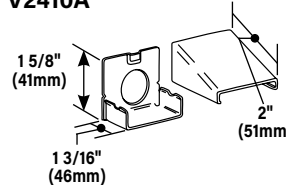
### V2448 V2448-2



**Device Box –** Base has 1/2" trade size KO and rectangular KO for extension to wall box. Has #10 threaded hole for ground connection. Cover has twistouts for 500/700 Series Raceway on each end and twistouts for 2400 Series Raceway on each side.

**Country of Origin: USA**

### V2410A

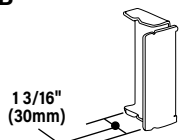


**Entrance End –** For connecting V2400 with 1/2" trade size conduit and armored cable. Use with V2400 Series Raceway.

**Country of Origin: USA**

| CAT. NO. | L              | W              | D             | GANG # |
|----------|----------------|----------------|---------------|--------|
| V2448    | 4 5/8" (117mm) | 2 7/8" (73mm)  | 1 3/4" (44mm) | 1      |
| V2448-2  | 4 3/4" (121mm) | 4 3/4" (121mm) | 1 3/4" (44mm) | 2      |

### V2410B



**Blank End –** For closing open end of V2400 Series Raceway.

**Country of Origin: USA**

## 2400 Series Steel Raceway Fittings Ordering Information

**V2444**  
**V2444-2**



**Extra Deep Device Box** – Base has rectangular knockout to enable extension from existing single-gang flush wall box and 1/2" and 1" concentric KOs. Cover has twistouts for 500/700 Series Raceway on each end and twistouts for 2400 Series Raceway on each side.

**Country of Origin: USA**

| CAT. NO. | L              | W              | D             | GANG # |
|----------|----------------|----------------|---------------|--------|
| V2444    | 4 5/8" (117mm) | 2 7/8" (73mm)  | 2 3/4" (44mm) | 1      |
| V2444-2  | 4 3/4" (121mm) | 4 3/4" (121mm) | 2 3/4" (44mm) | 2      |

**V2489**



**Side Reducing Connector** – For connecting V2400 Series Raceway with V500 Series Raceway.

**Country of Origin: USA**

**624**



**2400 and 2400BD Raceway & Cover Cutter** – Portable cutter for 2400B and 2400BD Raceway and Cover. Tooled steel construction for clean and easy square cuts. Total manual operation.

**Country of Origin: USA**

**624BCK**

**Replacement Blade Kit** – Replacement blades and die set for 624 Cutter.

**Country of Origin: USA**

**V2427GA**



**Duplex Receptacle** – 3-wire, 15A, 125V, NEMA 5-15R. Provided with 10 1/2" (267mm) pigtails and inline splice connectors.

**Country of Origin: USA**

**V2427GT**



**Duplex Receptacle** – 3-wire, 20A, 125V, NEMA 5-20R. Provided with 10 1/2" (267mm) pigtails and inline splice connectors.

**Country of Origin: USA**

**2686FO**



**FiberReady Transition Feed Fitting** – Eliminates offsetting V2400 in connecting with surface panel boxes. Has 3/4" and 1" concentric trade size KOs with 1" trade size KO elongated so adjustment from surface to center of bushing is 1" (25mm) minimum to 1 5/8" (41mm) maximum. Has twistouts for transition to Pancake 1500 and 2600 Series Raceway.

**Country of Origin: USA**

**IG2427GA**



**Isolated Ground Duplex Receptacle** – 3-wire, 15A, 125V NEMA 5-15R. Provided with 10 1/2" (267mm) pigtails and inline splice connectors.

**Country of Origin: USA**

**IG2427GT**



**Isolated Ground Duplex Receptacle** – 3-wire, 20A, 125V NEMA 5-20R. Provided with 10 1/2" (267mm) pigtails and inline splice connectors.

**Country of Origin: USA**

**V2426**



**Lamp Holder** – Medium base lamp holder 660W, 250V. Black, general purpose phenolic.

**Country of Origin: USA**

## Aluminum Plugmold® Multioutlet Systems

Aluminum Plugmold® Multioutlet Systems offer an attractive choice for hospital and commercial labs, as well as for residential applications. The durable finish offers both aesthetics and corrosion resistance. Aluminum Plugmold Series is available in single and alternating circuits, with standard or isolated ground tamper-resistant receptacles. It can also be customized to meet virtually any job requirement.



The durable corrosion-resistant finish of Aluminum Plugmold Series makes it an ideal solution for use in laboratories.

**Plugmold AL2000 Series Wire Fill Capacities for Power**

| CABLE TYPE  | WIRE SIZE<br>THHN/THWN | O.D.   |       | NO. OF CONDUCTORS<br>(40% FILL)<br>AL2000 |
|---|------------------------|--------|-------|---|
|   |                        | Inches | (mm)  |   |
| POWER WIRING<br>WITHOUT DEVICES                   | 8 AWG                  | 0.216  | (5.5) | 12  |
|   | 10 AWG                 | 0.166  | (4.2) | 24  |
|   | 12 AWG                 | 0.130  | (3.3) | 38  |
|   | 14 AWG                 | 0.111  | (2.8) | 51  |
| POWER WIRING<br>WITH DEVICES<br>(Plugmold Series) | 8 AWG                  | 0.218  | (5.5) | -   |
|   | 10 AWG                 | 0.153  | (3.9) | 3   |
|   | 12 AWG                 | 0.122  | (3.1) | 6   |
|   | 14 AWG                 | 0.105  | (2.7) | 8   |


**Plugmold AL2400 Series Wire Fill Capacities for Power**

| CABLE TYPE  | WIRE SIZE<br>THHN/THWN | O.D.   |       | NO. OF CONDUCTORS<br>(40% FILL)<br>AL2000 |
|---|------------------------|--------|-------|---|
|   |                        | Inches | (mm)  |   |
| POWER WIRING<br>WITHOUT DEVICES                   | 6 AWG                  | 0.254  | (6.5) | 13  |
|   | 8 AWG                  | 0.216  | (5.5) | 18  |
|   | 10 AWG                 | 0.164  | (4.2) | 37  |
|   | 12 AWG                 | 0.130  | (3.3) | 58  |
|   | 14 AWG                 | 0.111  | (2.8) | 78  |
| POWER WIRING<br>WITH DEVICES<br>(Plugmold Series) | 6 AWG                  | 0.254  | (6.5) | 3   |
|   | 8 AWG                  | 0.216  | (5.5) | 4   |
|   | 10 AWG                 | 0.164  | (4.2) | 8   |
|   | 12 AWG                 | 0.130  | (3.3) | 12  |
|   | 14 AWG                 | 0.111  | (2.8) | 16  |

## Plugmold AL2000 Series Steel Multioutlet Systems Ordering Information

### Plugmold AL2000 Series Aluminum Part Numbering System

AL2000 Series Aluminum Plugmold Series – Example: AL20GB306TR



|                                       |  |  |  |                              |              |
|---------------------------------------|--|--|--|------------------------------|--------------|
| <b>AL</b>                             | <b>20</b>  | <b>GB</b>  | <b>3</b>   | <b>06</b>                    | <b>TR</b>    |
| <b>COLOR:</b>                         | <b>RACEWAY:</b>  | <b>WIRING CONFIGURATION:</b>   | <b>LENGTH:</b>   | <b>CENTER DISTANCE:</b>      | <b>TYPE:</b> |
| Aluminum = <b>AL</b> 2000 = <b>20</b> | <b>GB</b> = <b>GB</b><br><b>GBA</b> = <b>GBA</b><br><b>IG</b> = <b>IG*</b> | 24" (608mm) = <b>2</b><br>36" (915mm) = <b>3</b><br>60" (1.5m) = <b>5</b><br>72" (1.8m) = <b>6</b> | 6" (152mm) = <b>6</b><br>9" (229mm) = <b>9</b><br>12" (305mm) = <b>12</b><br>18" (457mm) = <b>18</b> | Tamper-Resistant = <b>TR</b> |              |

**NOTE:** Not all combinations of color, wiring configurations, length, and center distance are available as standard products. For additional information on custom options, contact Wiremold Technical Support at 1-844-957-3783.

**NOTE:** AL2000 Series Aluminum Plugmold products are available in an anodized finish with gray receptacles.

\* All AL2000 Series Plugmold products include two (2) AL2010B Blank End Fittings and one (1) AL2001 Base Coupling unless otherwise indicated in the product description.

### Plugmold AL2000 Series Aluminum Multioutlet Systems Ordering Information

| Product | Description/Specifications |
|---------|----------------------------|
|---------|----------------------------|

#### Plugmold AL2000 Series

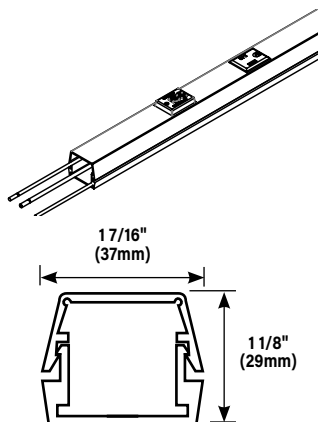
Available in 3' (914mm), 5' (1.5m) and 6' (1.8m) lengths with 6" (152mm), 12" (305mm) and 18" (457mm) receptacle spacing. 15A tamper-resistant receptacles. 3-wire, #12 THHN (1 hot, 1 neutral, and insulated ground conductor). Packed 2 per carton. Each unit supplied with one (1) Coupling and two (2) Blank End Fittings.



| CATALOG NO.  | FINISH   | LENGTH<br>Feet (mm) | WIRING<br>CONFIG | CENTER DISTANCE<br>Inches (mm) | OUTLETS<br>QUANTITY & TYPE |
|--------------|----------|---------------------|------------------|--------------------------------|----------------------------|
| AL20GB306TR  | Aluminum | 3' (915mm)          | GB               | 6" (152mm)                     | 6 Single 15A               |
| AL20GB506TR  | Aluminum | 5' (1.5m)           | GB               | 6" (152mm)                     | 10 Single 15A              |
| AL20GB512TR  | Aluminum | 5' (1.5m)           | GB               | 12" (305mm)                    | 5 Single 15A               |
| AL20GB606TR  | Aluminum | 6' (1.8m)           | GB               | 6" (152mm)                     | 12 Single 15A              |
| AL20GB612TR  | Aluminum | 6' (1.8m)           | GB               | 12" (305mm)                    | 6 Single 15A               |
| AL20GB618TR  | Aluminum | 6' (1.8m)           | GB               | 18" (457mm)                    | 4 Single 15A               |
| AL20GBA606TR | Aluminum | 6' (1.8m)           | GBA              | 6" (152mm)                     | 12 Single 15A              |
| AL20GBA612TR | Aluminum | 6' (1.8m)           | GBA              | 12" (305mm)                    | 6 Single 15A               |
| AL20GBA618TR | Aluminum | 6' (1.8m)           | GBA              | 18" (457mm)                    | 4 Single 15A               |

#### Aluminum GFCI Plugmold

GFCI Module provides downstream protection for all outlets and connections. Available in 3' (914mm), 5' (1.5m) and 6' (1.8m) lengths with 6" (152mm) receptacle spacing. 15A tamper-resistant receptacles. 3-wire, #12 THHN (1 hot, 1 neutral, and insulated ground conductor). Packed 2 per carton. Each unit supplied with one (1) Coupling and two (2) Blank End Fittings. GFCI Class A 20A 125V 60Hz.



| CATALOG NO.     | FINISH   | LENGTH<br>Feet (mm) | WIRING<br>CONFIG | CENTER DISTANCE<br>Inches (mm) | OUTLETS<br>QUANTITY & TYPE |
|-----------------|----------|---------------------|------------------|--------------------------------|----------------------------|
| AL20GB306TRGFI6 | Aluminum | 3' (915mm)          | GB               | 6" (152mm)                     | 1 GFCI, 5 Single 15A       |
| AL20GB506TRGFI6 | Aluminum | 5' (1.5m)           | GB               | 6" (152mm)                     | 1 GFCI, 9 Single 15A       |

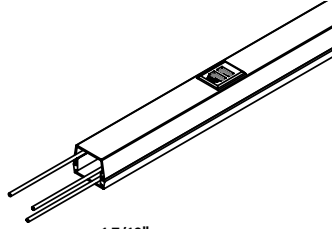
**NOTE:** GFCI module does not contain an outlet.

## Plugmold AL2000 Series Steel Multioutlet Systems Ordering Information

| Product | Description/Specifications |
|---------|----------------------------|
|---------|----------------------------|

### Aluminum All USB Plugmold

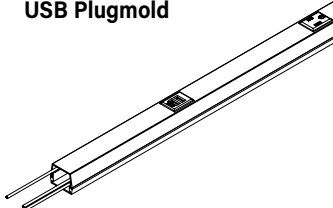
Available in 3' (914mm), and 5' (1.5m) lengths with 12" spacing. USB is 2.4 Amps (shared between two ports) 5VDC. Packed two per carton. Each unit supplied with one (1) Coupling and two (2) Blank End Fittings.



| CATALOG NO. | FINISH   | LENGTH<br>Feet (mm) | WIRING<br>CONFIG | CENTER DISTANCE<br>Inches (mm) | OUTLETS<br>QUANTITY & TYPE |
|-------------|----------|---------------------|------------------|--------------------------------|----------------------------|
| AL20USB312  | Aluminum | 3' (915mm)          | USB              | 12" (305mm)                    | 3 USB Modules              |
| AL20USB512  | Aluminum | 5' (1.5m)           | USB              | 12" (305mm)                    | 5 USB Modules              |

### Aluminum Alternating USB Plugmold

Available in 5' (1.5m) length with 9" spacing. 15A tamper-resistant receptacles. 3-wire, #12 THHN (1 hot, 1 neutral and insulated ground conductor). Packed two per carton. Each unit supplied with one (1) Coupling and two (2) Blank End Fittings. USB Type-A Module is 2.4 Amps (shared between two ports) 5VDC. USB Type-C module is a single 30W Power Delivery port. Please note the charging load on one module will not affect the charging performance of the other USB modules in the product.



| CATALOG NO.     | FINISH   | LENGTH<br>Feet (mm) | WIRING<br>CONFIG | CENTER DISTANCE<br>Inches (mm) | OUTLETS<br>QUANTITY & TYPE                  |
|-----------------|----------|---------------------|------------------|--------------------------------|---|
| AL20GB509TRUSBA | Aluminum | 5' (1.5m)           | GB/USB           | 9"(229mm)                      | 3 Outlets/3USB Modules                      |
| AL20GB509TRUAC  | Aluminum | 5' (1.5m)           | GB/USB           | 9" (229mm)                     | 3 Outlets/2 USB-Amodules/<br>1 USB-C Module |

**NOTE:** AL2000 Series Aluminum Plugmold products are available in an anodized finish with gray receptacles. ....

All AL2000 Series Plugmold products include two (2) AL2010B Blank End Fittings and one (1) AL2001 Base Coupling unless otherwise indicated in the product description.



## AL2000/AL2400 Series Aluminum Raceway Fittings Ordering Information

### AL2000

**Base and Cover** – 6063-T5 extruded aluminum, satin anodized finish, .060" (1.5mm) nominal thickness.

**Country of Origin: USA**

**Cross-Sectional Area:**  
1in<sup>2</sup> (645mm<sup>2</sup>)



### AL2400

**Capacity:** 1.7 in.<sup>2</sup>  
(1097mm<sup>2</sup>)



| ITEM  | CAT. NO.   | LENGTH    |
|-------|------------|-----------|
| Base  | AL2000B-5  | 5' (1.5m) |
| Cover | AL2000C-5  | 5' (1.5m) |
| Base  | AL2000B-10 | 10' (3.m) |
| Base  | AL2400B-5  | 5' (1.5m) |
| Cover | AL2400C    | 5' (1.5m) |
| Base  | AL2400B-10 | 10' (3.m) |

### AL2003

**Supporting Clip** – Mount to surface with No. 8 flathead screws. Use with AL2000 Series.

**Country of Origin: USA**



### AL2000WC AL2400WC

**Wire Clip** – Holds conductors in place in raceway (nonmetallic).

**Country of Origin: USA**



### W30/W30G

#### Pressure-Type Wire

**Connectors - W30** – For common connection of two, three, or four No. 12 or No.14 solid copper conductors (White).

**W30G** – For connection of equipment grounding of 2, 3, or 4 solid conductors No. 14 or No. 12 AWG (Green). 300V maximum; 20A 105° C maximum.

**Country of Origin: USA**

**NOTE:** Not for use with aluminum conductors.



### AL2001 AL2401

**Coupling** – For joining lengths of raceway. Use with AL2000 Series.

**Country of Origin: USA**

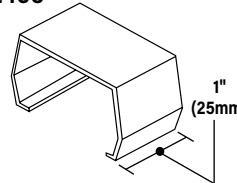


| CAT NO. | L             | W             |
|---------|---------------|---------------|
| AL2001  | 1 5/8" (41mm) | 1 1/2" (38mm) |
| AL2401  | 3" (76mm)     | 1 3/4" (44mm) |

### AL2006 AL2406

**Cover Clip** – For covering joint where lengths of cover or base adjoin. Use with AL2000 Series.

**Country of Origin: USA**



### AL2009

**Ground Clamp** – Use with AL2000 Series.

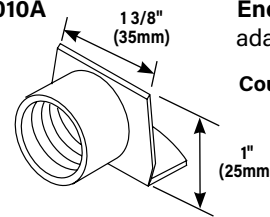
**Country of Origin: USA**



### AL2010A

**End Fitting** – With 1/2" hub adapter. Use with AL2000 Series.

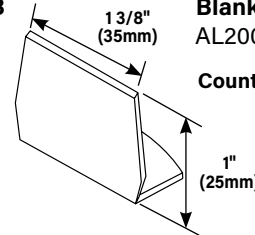
**Country of Origin: USA**



### AL2010B

**Blank End** – Use with AL2000 Series.

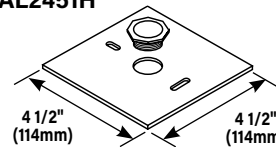
**Country of Origin: USA**



### AL2051H AL2451H

**Box Adapter** – For feeding raceway from an existing wall outlet.

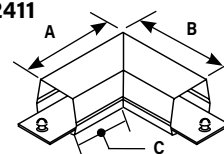
**Country of Origin: USA**



### AL2011 AL2411

**90° Flat Elbow** – For right angle turn on same surface. Comes with two couplings.

**Country of Origin: Mexico**



| CAT NO. | A          | B          | C              |
|---------|------------|------------|----------------|
| AL2011  | 3" (76mm)  | 3" (76mm)  | 1 9/16" (40mm) |
| AL2411  | 4" (102mm) | 4" (102mm) | 2" (51mm)      |

## AL2000/AL2400 Series Aluminum Raceway Fittings Ordering Information

**AL2015  
AL2415**

**Tee** – For branch connection of two runs of AL2000 Raceway. Three couplings furnished.

**Country of Origin: Mexico**



| CAT NO. | A              | B          | C              |
|---------|----------------|------------|----------------|
| AL2015  | 1 7/16" (37mm) | 4" (102mm) | 1 9/16" (40mm) |
| AL2415  | 4" (102mm)     | 6" (152mm) | 2" (51mm)      |

**AL2409**

**Ground Clamp** – Use with AL2400 Series.

**Country of Origin: USA**

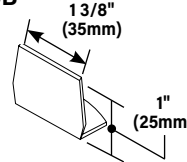


#8 Ground Stud  
W/Cup Washer

**AL2010B**

**Blank End** – Use with AL2000 Series.

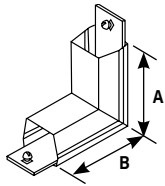
**Country of Origin: USA**



**AL2017  
AL2417**

**Internal Elbow** – For bending around internal corners. Two couplings furnished.

**Country of Origin: Mexico**

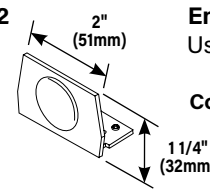


| CAT NO. | A          |
|---------|------------|
| AL2017  | 3" (76mm)  |
| AL2417  | 4" (102mm) |

**AL2410B2**

**End Fitting** – With 1/2" plastic KO. Use with AL2400 Series.

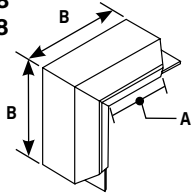
**Country of Origin: USA**



**AL2018  
AL2418**

**External Elbow** – For making 90° external corners. Two couplings furnished.

**Country of Origin: Mexico**

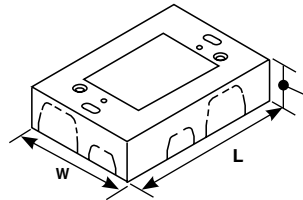


| CAT NO. | A             | B          |
|---------|---------------|------------|
| AL2018  | 1 7/8" (48mm) | 3" (76mm)  |
| AL2418  | 3" (76mm)     | 5" (127mm) |

**AL2044  
AL2044-2**

**Deep Device Box** – For receptacles and deep devices such as those of signal and alarm systems. Base has open back plate for mounting to existing wall box and solid back plate insert with 1/2" (AL2000 Raceway) and 3/4" (AL2000 Raceway) KO to close opening.

**Country of Origin: USA**

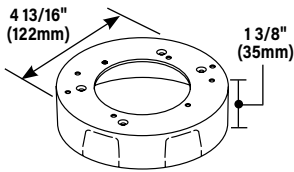


| CAT. NO. | L              | W                | D             | GANG # |
|----------|----------------|------------------|---------------|--------|
| AL2044   | 4 5/8" (117mm) | 3 1/16" (73mm)   | 2 1/4" (57mm) | 1      |
| AL2044-2 | 4 5/8" (117mm) | 4 27/32" (121mm) | 2 1/2" (64mm) | 2      |

**AL2038**

**Round Fixture Box (Solid Base)** – Designed for use in hanging fixtures. Cover takes any device with mounting screw centers of 2 3/4", 3 1/2", and 4 1/16" (70mm, 89mm, and 103mm). Base has concentric 1/2" and 3/4" KOs.

**Country of Origin: USA**

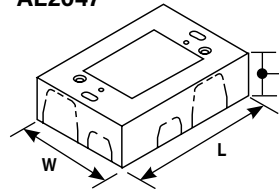


**AL2047**

**Shallow Switch & Receptacle Box**

– Designed for standard shallow switches and receptacles. Base has open back plate for mounting to existing wall box and solid back plate insert with 1/2" and 3/4" KO to close opening.

**Country of Origin: USA**

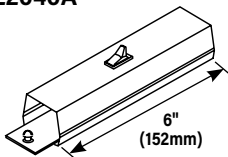


| CAT. NO. | L              | W                | D             | GANG # |
|----------|----------------|------------------|---------------|--------|
| AL2047   | 4 5/8" (117mm) | 3 1/16" (73mm)   | 1 3/8" (35mm) | 1      |
| AL2047-2 | 4 5/8" (117mm) | 4 27/32" (121mm) | 1 3/8" (35mm) | 2      |

**AL2040A**

**In-line Single Pole Switch** – Single pole 120V switch. Two couplings furnished.

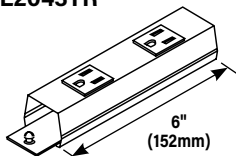
**Country of Origin: Mexico**



**AL2043TR**

**In-line Receptacle** – Two 15A, 120V U-ground factory wired receptacles. Couplings furnished. Receptacles are tamper-resistant.

**Country of Origin: USA**



# Nonmetallic Plugmold® Multioutlet Assemblies

Nonmetallic Plugmold Multioutlet Systems provides a versatile solution for many applications. Plugmold sections offer single or alternating circuits, standard or isolated ground receptacles, and Snapicoil® harnesses of prewired receptacles or cord ended units.

Nonmetallic Plugmold has a textured ivory finish with duplex receptacles, and can be customized to accommodate virtually any application.

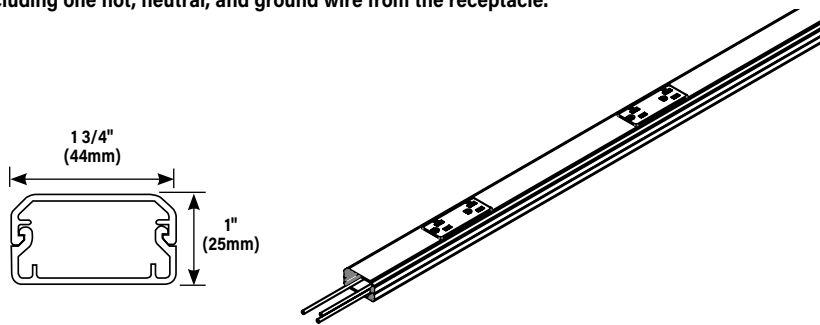


Nonmetallic Plugmold Multioutlet Systems are available in a variety of configurations.

## Plugmold NM2000 Series Nonmetallic Multioutlet Systems

| Plugmold NM2000 Series Wire Fill Capacities for Power |                     |        |       |   |
|---|---------------------|--------|-------|---|
| CABLE TYPE  | WIRE SIZE THHN/THWN | O.D.   |       | NUMBER OF CONDUCTORS (40% FILL) NM2000/NM2400 |
|   |                     | Inches | (mm)  |   |
| POWER WIRING WITHOUT DEVICES                          | 10 AWG              | 0.164  | (4.2) | 15  |
|   | 12 AWG              | 0.130  | (3.3) | 31  |
|   | 14 AWG              | 0.111  | (2.8) | 45  |
| POWER WIRING WITH DEVICES (Plugmold Series)           | 10 AWG              | 0.153  | (3.9) | -   |
|   | 12 AWG              | 0.122  | (3.1) | 8 *   |
|   | 14 AWG              | 0.105  | (2.7) | 8 *   |

\* Including one hot, neutral, and ground wire from the receptacle.



**Plugmold NM2000 Series Nonmetallic Multioutlet Systems**

**Plugmold NM2000 Series Nonmetallic Part Numbering System**

**NM2000 Series Nonmetallic Plugmold Series - Example: NM20GB306**

**N M**

**2 0**

**G B**

**3**

**0 6**

| COLOR:                  | AMPERAGE:            | WIRING CONFIGURATION:                                 | LENGTH:   | CENTER DISTANCE:   |
|-------------------------|----------------------|---|---|--|
| Nonmetallic = <b>NM</b> | 20 = 15A<br>24 = 20A | GB = <b>GB</b><br>GBA = <b>GBA</b><br>IG = <b>IG*</b> | 48" (1.2m) = <b>4</b><br>60" (1.5m) = <b>5</b><br>72" (1.8m) = <b>6</b> | 9" (229mm) = <b>9</b><br>12" (305mm) = <b>12</b><br>18" (457mm) = <b>18</b><br>30" (760mm) = <b>30</b> |

**NOTE: Not all combinations of color, wiring configurations, length, and center distance are available as standard products. For additional information on custom options, contact Wiremold Technical Support at 1-844-957-3783.**

**NOTE: NM2000 Series Nonmetallic Plugmold products are available in an ivory finish with ivory receptacles.**  
\* All NM2000 Series Plugmold products include two (2) NM2010B Blank End Fittings unless otherwise indicated in the product description.

**Plugmold NM2000 Series Raceway Wiring Configurations**

|  |  |   | With Snapicoil   |  |
|--|--|---|--|--|
|  |  |   |  |  |
| <b>GB Series:</b><br>3-wire, #12 THHN (1 hot, 1 neutral and 1 ground), 1 circuit; has insulated grounding conductor. | <b>GBA Series:</b><br>4-wire, #12 THHN (2 hot, 1 neutral and 1 ground), 2 circuit; outlets wired alternately; has insulated grounding conductor. | <b>IG Series:</b><br>3-wire, #12 THHN (1 hot, 1 neutral and 1 ground), 1 circuit; has insulated-isolated grounding conductor. Orange receptacles. | <b>GB Series:</b><br>3-wire, #12 THHN (1 hot, 1 neutral and 1 ground), 1 circuit; has insulated grounding conductor. | <b>GBA Series:</b><br>4-wire, #12 THHN (2 hot, 1 neutral and 1 ground), 2 circuit; outlets wired alternately; has insulated grounding conductor. |

**NOTE: SNAPICOIL REELS on custom order. Snapicoil harness is available on reels if lengths greater than 50' are needed, or if multiple lengths are required for production-type jobs. The maximum length per reel is 240' for Snapicoil with outlets 12" and 18" on centers; 500' with outlets 30" on center. Packaging includes the necessary number of lengths of base, holecut cover, wire clips, and couplings for complete installation. Price and delivery information should be obtained prior to specifying or ordering. To specify or order, add "R" to the Snapicoil number. Ex: NM20GB12R. Other outlet spacings available on custom order.**  
Receptacles are made from high impact thermoplastic. Snapicoil packaging includes the necessary lengths of NM2000B Base, NM2000C Hole Cut Cover, NM2000WC Wire Clips, and NM2001 Couplings for complete installation.

| Cord-Ended Nonmetallic Plugmold Multioutlet Systems |             |                  |                 |          |        |                 |           |
|---|-------------|------------------|-----------------|----------|--------|-----------------|-----------|
| CAT NO.   | UNIT LENGTH | OUTLETS QUANTITY | CORD SET LENGTH | TYPE     | SWITCH | CIRCUIT BREAKER | HOUSING   |
| NM20-C3   | 3' (.92m)   | 3 Duplex         | 6' (1.8m)       | 14/3 SJT | Yes    | Yes             | PVC-Ivory |
| NM20-C4   | 4' (1.2m)   | 4 Duplex         | 6' (1.8m)       | 14/3 SJT | Yes    | Yes             | PVC-Ivory |
| NM20-C5   | 5' (1.5m)   | 5 Duplex         | 6' (1.8m)       | 14/3 SJT | Yes    | Yes             | PVC-Ivory |
| NM20-C6   | 6' (1.8m)   | 6 Duplex         | 6' (1.8m)       | 14/3 SJT | Yes    | Yes             | PVC-Ivory |

| Plugmold NM2000 Series Raceway with Snapicoil Harness |        |               |  |           |                         |           |           |
|---|--------|---------------|--|-----------|-------------------------|-----------|-----------|
| CATALOG NO.   | LENGTH | WIRING CONFIG | OUTLETS (15A 120V NEMA 5-15SR) CENTER DISTANCE | QUANTITY  | HOLE CUT COVER QUANTITY | LENGTH    | HOUSING   |
| NM20GB12  | 48'    | GB            | 12" (152mm)                                    | 24 Duplex | 8                       | 6' (1.8m) | PVC-Ivory |
| NM20GBA12   | 48'    | GBA           | 12" (305mm)                                    | 24 Duplex | 8                       | 6' (1.8m) | PVC-Ivory |

## Plugmold NM2000 onmetallic Multioutlet Systems Ordering Information

| Product                       | Description/Specifications  |             |                     |                     |                                |                                |                            |           |             |           |    |             |              |            |             |           |     |             |              |           |             |            |    |             |              |           |             |           |    |             |              |           |             |           |    |             |              |           |             |           |    |             |              |            |             |           |     |             |              |           |             |           |    |             |              |           |             |           |    |            |              |           |             |           |    |             |              |           |             |           |    |             |              |            |             |           |     |            |              |            |             |           |     |             |              |           |             |           |    |             |              |
|-------------------------------|---|-------------|---------------------|---------------------|--------------------------------|--------------------------------|----------------------------|-----------|-------------|-----------|----|-------------|--------------|------------|-------------|-----------|-----|-------------|--------------|-----------|-------------|------------|----|-------------|--------------|-----------|-------------|-----------|----|-------------|--------------|-----------|-------------|-----------|----|-------------|--------------|-----------|-------------|-----------|----|-------------|--------------|------------|-------------|-----------|-----|-------------|--------------|-----------|-------------|-----------|----|-------------|--------------|-----------|-------------|-----------|----|------------|--------------|-----------|-------------|-----------|----|-------------|--------------|-----------|-------------|-----------|----|-------------|--------------|------------|-------------|-----------|-----|------------|--------------|------------|-------------|-----------|-----|-------------|--------------|-----------|-------------|-----------|----|-------------|--------------|
| <b>Plugmold NM2000 Series</b> | Available in 4' (1.2m), 5' (1.5m) and 6' (1.8m) lengths with 9" (229mm), 12" (305mm) and 18" (457mm) and 30" (762mm) receptacle spacing. 15A receptacles. 3-wire, #12 THHN (1 hot, 1 neutral, and insulated ground conductor). Packed 2 per carton. Each unit supplied with two (2) Blank End Fittings.   |             |                     |                     |                                |                                |                            |           |             |           |    |             |              |            |             |           |     |             |              |           |             |            |    |             |              |           |             |           |    |             |              |           |             |           |    |             |              |           |             |           |    |             |              |            |             |           |     |             |              |           |             |           |    |             |              |           |             |           |    |            |              |           |             |           |    |             |              |           |             |           |    |             |              |            |             |           |     |            |              |            |             |           |     |             |              |           |             |           |    |             |              |
|                               | <table border="1"> <thead> <tr> <th>CATALOG NO.</th> <th>FINISH</th> <th>LENGTH<br/>Feet (mm)</th> <th>WIRING<br/>CONFIG</th> <th>CENTER DISTANCE<br/>Inches (mm)</th> <th>OUTLETS<br/>QUANTITY &amp; TYPE</th> </tr> </thead> <tbody> <tr> <td>NM20GB412</td> <td>Nonmetallic</td> <td>4' (1.2m)</td> <td>GB</td> <td>12" (305mm)</td> <td>4 Duplex 15A</td> </tr> <tr> <td>NM20GBA412</td> <td>Nonmetallic</td> <td>4' (1.2m)</td> <td>GBA</td> <td>12" (305mm)</td> <td>4 Duplex 15A</td> </tr> <tr> <td>NM20IG412</td> <td>Nonmetallic</td> <td>4' (1.2 m)</td> <td>GB</td> <td>12" (305mm)</td> <td>4 Duplex 15A</td> </tr> <tr> <td>NM20GB512</td> <td>Nonmetallic</td> <td>5' (1.5m)</td> <td>GB</td> <td>12" (305mm)</td> <td>5 Duplex 15A</td> </tr> <tr> <td>NM20GB515</td> <td>Nonmetallic</td> <td>5' (1.5m)</td> <td>GB</td> <td>15" (381mm)</td> <td>4 Duplex 15A</td> </tr> <tr> <td>NM20GB530</td> <td>Nonmetallic</td> <td>5' (1.5m)</td> <td>GB</td> <td>30" (760mm)</td> <td>2 Duplex 15A</td> </tr> <tr> <td>NM20GBA512</td> <td>Nonmetallic</td> <td>5' (1.5m)</td> <td>GBA</td> <td>12" (305mm)</td> <td>5 Duplex 15A</td> </tr> <tr> <td>NM20IG512</td> <td>Nonmetallic</td> <td>5' (1.5m)</td> <td>IG</td> <td>12" (305mm)</td> <td>5 Duplex 15A</td> </tr> <tr> <td>NM20GB609</td> <td>Nonmetallic</td> <td>6' (1.8m)</td> <td>GB</td> <td>9" (229mm)</td> <td>8 Duplex 15A</td> </tr> <tr> <td>NM20GB612</td> <td>Nonmetallic</td> <td>6' (1.8m)</td> <td>GB</td> <td>12" (305mm)</td> <td>6 Duplex 15A</td> </tr> <tr> <td>NM20GB618</td> <td>Nonmetallic</td> <td>6' (1.8m)</td> <td>GB</td> <td>18" (457mm)</td> <td>4 Duplex 15A</td> </tr> <tr> <td>NM20GBA609</td> <td>Nonmetallic</td> <td>6' (1.8m)</td> <td>GBA</td> <td>9" (229mm)</td> <td>8 Duplex 15A</td> </tr> <tr> <td>NM20GBA612</td> <td>Nonmetallic</td> <td>6' (1.8m)</td> <td>GBA</td> <td>12" (305mm)</td> <td>6 Duplex 15A</td> </tr> <tr> <td>NM20IG612</td> <td>Nonmetallic</td> <td>6' (1.8m)</td> <td>IG</td> <td>12" (305mm)</td> <td>6 Duplex 15A</td> </tr> </tbody> </table> | CATALOG NO. | FINISH              | LENGTH<br>Feet (mm) | WIRING<br>CONFIG               | CENTER DISTANCE<br>Inches (mm) | OUTLETS<br>QUANTITY & TYPE | NM20GB412 | Nonmetallic | 4' (1.2m) | GB | 12" (305mm) | 4 Duplex 15A | NM20GBA412 | Nonmetallic | 4' (1.2m) | GBA | 12" (305mm) | 4 Duplex 15A | NM20IG412 | Nonmetallic | 4' (1.2 m) | GB | 12" (305mm) | 4 Duplex 15A | NM20GB512 | Nonmetallic | 5' (1.5m) | GB | 12" (305mm) | 5 Duplex 15A | NM20GB515 | Nonmetallic | 5' (1.5m) | GB | 15" (381mm) | 4 Duplex 15A | NM20GB530 | Nonmetallic | 5' (1.5m) | GB | 30" (760mm) | 2 Duplex 15A | NM20GBA512 | Nonmetallic | 5' (1.5m) | GBA | 12" (305mm) | 5 Duplex 15A | NM20IG512 | Nonmetallic | 5' (1.5m) | IG | 12" (305mm) | 5 Duplex 15A | NM20GB609 | Nonmetallic | 6' (1.8m) | GB | 9" (229mm) | 8 Duplex 15A | NM20GB612 | Nonmetallic | 6' (1.8m) | GB | 12" (305mm) | 6 Duplex 15A | NM20GB618 | Nonmetallic | 6' (1.8m) | GB | 18" (457mm) | 4 Duplex 15A | NM20GBA609 | Nonmetallic | 6' (1.8m) | GBA | 9" (229mm) | 8 Duplex 15A | NM20GBA612 | Nonmetallic | 6' (1.8m) | GBA | 12" (305mm) | 6 Duplex 15A | NM20IG612 | Nonmetallic | 6' (1.8m) | IG | 12" (305mm) | 6 Duplex 15A |
|                               | CATALOG NO.   | FINISH      | LENGTH<br>Feet (mm) | WIRING<br>CONFIG    | CENTER DISTANCE<br>Inches (mm) | OUTLETS<br>QUANTITY & TYPE     |                            |           |             |           |    |             |              |            |             |           |     |             |              |           |             |            |    |             |              |           |             |           |    |             |              |           |             |           |    |             |              |           |             |           |    |             |              |            |             |           |     |             |              |           |             |           |    |             |              |           |             |           |    |            |              |           |             |           |    |             |              |           |             |           |    |             |              |            |             |           |     |            |              |            |             |           |     |             |              |           |             |           |    |             |              |
|                               | NM20GB412   | Nonmetallic | 4' (1.2m)           | GB                  | 12" (305mm)                    | 4 Duplex 15A                   |                            |           |             |           |    |             |              |            |             |           |     |             |              |           |             |            |    |             |              |           |             |           |    |             |              |           |             |           |    |             |              |           |             |           |    |             |              |            |             |           |     |             |              |           |             |           |    |             |              |           |             |           |    |            |              |           |             |           |    |             |              |           |             |           |    |             |              |            |             |           |     |            |              |            |             |           |     |             |              |           |             |           |    |             |              |
|                               | NM20GBA412  | Nonmetallic | 4' (1.2m)           | GBA                 | 12" (305mm)                    | 4 Duplex 15A                   |                            |           |             |           |    |             |              |            |             |           |     |             |              |           |             |            |    |             |              |           |             |           |    |             |              |           |             |           |    |             |              |           |             |           |    |             |              |            |             |           |     |             |              |           |             |           |    |             |              |           |             |           |    |            |              |           |             |           |    |             |              |           |             |           |    |             |              |            |             |           |     |            |              |            |             |           |     |             |              |           |             |           |    |             |              |
|                               | NM20IG412   | Nonmetallic | 4' (1.2 m)          | GB                  | 12" (305mm)                    | 4 Duplex 15A                   |                            |           |             |           |    |             |              |            |             |           |     |             |              |           |             |            |    |             |              |           |             |           |    |             |              |           |             |           |    |             |              |           |             |           |    |             |              |            |             |           |     |             |              |           |             |           |    |             |              |           |             |           |    |            |              |           |             |           |    |             |              |           |             |           |    |             |              |            |             |           |     |            |              |            |             |           |     |             |              |           |             |           |    |             |              |
|                               | NM20GB512   | Nonmetallic | 5' (1.5m)           | GB                  | 12" (305mm)                    | 5 Duplex 15A                   |                            |           |             |           |    |             |              |            |             |           |     |             |              |           |             |            |    |             |              |           |             |           |    |             |              |           |             |           |    |             |              |           |             |           |    |             |              |            |             |           |     |             |              |           |             |           |    |             |              |           |             |           |    |            |              |           |             |           |    |             |              |           |             |           |    |             |              |            |             |           |     |            |              |            |             |           |     |             |              |           |             |           |    |             |              |
|                               | NM20GB515   | Nonmetallic | 5' (1.5m)           | GB                  | 15" (381mm)                    | 4 Duplex 15A                   |                            |           |             |           |    |             |              |            |             |           |     |             |              |           |             |            |    |             |              |           |             |           |    |             |              |           |             |           |    |             |              |           |             |           |    |             |              |            |             |           |     |             |              |           |             |           |    |             |              |           |             |           |    |            |              |           |             |           |    |             |              |           |             |           |    |             |              |            |             |           |     |            |              |            |             |           |     |             |              |           |             |           |    |             |              |
|                               | NM20GB530   | Nonmetallic | 5' (1.5m)           | GB                  | 30" (760mm)                    | 2 Duplex 15A                   |                            |           |             |           |    |             |              |            |             |           |     |             |              |           |             |            |    |             |              |           |             |           |    |             |              |           |             |           |    |             |              |           |             |           |    |             |              |            |             |           |     |             |              |           |             |           |    |             |              |           |             |           |    |            |              |           |             |           |    |             |              |           |             |           |    |             |              |            |             |           |     |            |              |            |             |           |     |             |              |           |             |           |    |             |              |
|                               | NM20GBA512  | Nonmetallic | 5' (1.5m)           | GBA                 | 12" (305mm)                    | 5 Duplex 15A                   |                            |           |             |           |    |             |              |            |             |           |     |             |              |           |             |            |    |             |              |           |             |           |    |             |              |           |             |           |    |             |              |           |             |           |    |             |              |            |             |           |     |             |              |           |             |           |    |             |              |           |             |           |    |            |              |           |             |           |    |             |              |           |             |           |    |             |              |            |             |           |     |            |              |            |             |           |     |             |              |           |             |           |    |             |              |
|                               | NM20IG512   | Nonmetallic | 5' (1.5m)           | IG                  | 12" (305mm)                    | 5 Duplex 15A                   |                            |           |             |           |    |             |              |            |             |           |     |             |              |           |             |            |    |             |              |           |             |           |    |             |              |           |             |           |    |             |              |           |             |           |    |             |              |            |             |           |     |             |              |           |             |           |    |             |              |           |             |           |    |            |              |           |             |           |    |             |              |           |             |           |    |             |              |            |             |           |     |            |              |            |             |           |     |             |              |           |             |           |    |             |              |
|                               | NM20GB609   | Nonmetallic | 6' (1.8m)           | GB                  | 9" (229mm)                     | 8 Duplex 15A                   |                            |           |             |           |    |             |              |            |             |           |     |             |              |           |             |            |    |             |              |           |             |           |    |             |              |           |             |           |    |             |              |           |             |           |    |             |              |            |             |           |     |             |              |           |             |           |    |             |              |           |             |           |    |            |              |           |             |           |    |             |              |           |             |           |    |             |              |            |             |           |     |            |              |            |             |           |     |             |              |           |             |           |    |             |              |
|                               | NM20GB612   | Nonmetallic | 6' (1.8m)           | GB                  | 12" (305mm)                    | 6 Duplex 15A                   |                            |           |             |           |    |             |              |            |             |           |     |             |              |           |             |            |    |             |              |           |             |           |    |             |              |           |             |           |    |             |              |           |             |           |    |             |              |            |             |           |     |             |              |           |             |           |    |             |              |           |             |           |    |            |              |           |             |           |    |             |              |           |             |           |    |             |              |            |             |           |     |            |              |            |             |           |     |             |              |           |             |           |    |             |              |
|                               | NM20GB618   | Nonmetallic | 6' (1.8m)           | GB                  | 18" (457mm)                    | 4 Duplex 15A                   |                            |           |             |           |    |             |              |            |             |           |     |             |              |           |             |            |    |             |              |           |             |           |    |             |              |           |             |           |    |             |              |           |             |           |    |             |              |            |             |           |     |             |              |           |             |           |    |             |              |           |             |           |    |            |              |           |             |           |    |             |              |           |             |           |    |             |              |            |             |           |     |            |              |            |             |           |     |             |              |           |             |           |    |             |              |
|                               | NM20GBA609  | Nonmetallic | 6' (1.8m)           | GBA                 | 9" (229mm)                     | 8 Duplex 15A                   |                            |           |             |           |    |             |              |            |             |           |     |             |              |           |             |            |    |             |              |           |             |           |    |             |              |           |             |           |    |             |              |           |             |           |    |             |              |            |             |           |     |             |              |           |             |           |    |             |              |           |             |           |    |            |              |           |             |           |    |             |              |           |             |           |    |             |              |            |             |           |     |            |              |            |             |           |     |             |              |           |             |           |    |             |              |
|                               | NM20GBA612  | Nonmetallic | 6' (1.8m)           | GBA                 | 12" (305mm)                    | 6 Duplex 15A                   |                            |           |             |           |    |             |              |            |             |           |     |             |              |           |             |            |    |             |              |           |             |           |    |             |              |           |             |           |    |             |              |           |             |           |    |             |              |            |             |           |     |             |              |           |             |           |    |             |              |           |             |           |    |            |              |           |             |           |    |             |              |           |             |           |    |             |              |            |             |           |     |            |              |            |             |           |     |             |              |           |             |           |    |             |              |
| NM20IG612                     | Nonmetallic   | 6' (1.8m)   | IG                  | 12" (305mm)         | 6 Duplex 15A                   |                                |                            |           |             |           |    |             |              |            |             |           |     |             |              |           |             |            |    |             |              |           |             |           |    |             |              |           |             |           |    |             |              |           |             |           |    |             |              |            |             |           |     |             |              |           |             |           |    |             |              |           |             |           |    |            |              |           |             |           |    |             |              |           |             |           |    |             |              |            |             |           |     |            |              |            |             |           |     |             |              |           |             |           |    |             |              |

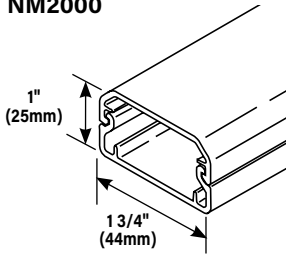
| Product                       | Description/Specifications  |             |                     |                     |                                |                                |                            |           |             |           |    |             |              |            |             |           |     |             |              |           |             |           |    |             |              |           |             |           |    |             |              |            |             |           |     |             |              |           |             |           |    |             |              |           |             |           |    |             |              |            |             |           |      |             |              |
|-------------------------------|---|-------------|---------------------|---------------------|--------------------------------|--------------------------------|----------------------------|-----------|-------------|-----------|----|-------------|--------------|------------|-------------|-----------|-----|-------------|--------------|-----------|-------------|-----------|----|-------------|--------------|-----------|-------------|-----------|----|-------------|--------------|------------|-------------|-----------|-----|-------------|--------------|-----------|-------------|-----------|----|-------------|--------------|-----------|-------------|-----------|----|-------------|--------------|------------|-------------|-----------|------|-------------|--------------|
| <b>Plugmold NM2400 Series</b> | Available in 4' (1.2m), 5' (1.5m) and 6' (1.8m) lengths with 9" (229mm), 12" (305mm) and 18" (457mm) and 30" (762mm) receptacle spacing. 20A receptacles. 3-wire, #12 THHN (1 hot, 1 neutral, and insulated ground conductor). Packed 2 per carton. Each unit supplied with two (2) Blank End Fittings.   |             |                     |                     |                                |                                |                            |           |             |           |    |             |              |            |             |           |     |             |              |           |             |           |    |             |              |           |             |           |    |             |              |            |             |           |     |             |              |           |             |           |    |             |              |           |             |           |    |             |              |            |             |           |      |             |              |
|                               | <table border="1"> <thead> <tr> <th>CATALOG NO.</th> <th>FINISH</th> <th>LENGTH<br/>Feet (mm)</th> <th>WIRING<br/>CONFIG</th> <th>CENTER DISTANCE<br/>Inches (mm)</th> <th>OUTLETS<br/>QUANTITY &amp; TYPE</th> </tr> </thead> <tbody> <tr> <td>NM24GB412</td> <td>Nonmetallic</td> <td>4' (1.2m)</td> <td>GB</td> <td>12" (305mm)</td> <td>4 Duplex 20A</td> </tr> <tr> <td>NM24GBA412</td> <td>Nonmetallic</td> <td>4' (1.2m)</td> <td>GBA</td> <td>12" (305mm)</td> <td>4 Duplex 20A</td> </tr> <tr> <td>NM24GB512</td> <td>Nonmetallic</td> <td>5' (1.5m)</td> <td>GB</td> <td>12" (305mm)</td> <td>5 Duplex 20A</td> </tr> <tr> <td>NM24GB530</td> <td>Nonmetallic</td> <td>5' (1.5m)</td> <td>GB</td> <td>30" (760mm)</td> <td>2 Duplex 20A</td> </tr> <tr> <td>NM24GBA512</td> <td>Nonmetallic</td> <td>5' (1.5m)</td> <td>GBA</td> <td>12" (305mm)</td> <td>5 Duplex 20A</td> </tr> <tr> <td>NM24GB612</td> <td>Nonmetallic</td> <td>6' (1.8m)</td> <td>GB</td> <td>12" (305mm)</td> <td>6 Duplex 20A</td> </tr> <tr> <td>NM24GB618</td> <td>Nonmetallic</td> <td>6' (1.8m)</td> <td>GB</td> <td>18" (457mm)</td> <td>4 Duplex 20A</td> </tr> <tr> <td>NM24GBA612</td> <td>Nonmetallic</td> <td>6' (1.8m)</td> <td>GB A</td> <td>12" (305mm)</td> <td>6 Duplex 20A</td> </tr> </tbody> </table> | CATALOG NO. | FINISH              | LENGTH<br>Feet (mm) | WIRING<br>CONFIG               | CENTER DISTANCE<br>Inches (mm) | OUTLETS<br>QUANTITY & TYPE | NM24GB412 | Nonmetallic | 4' (1.2m) | GB | 12" (305mm) | 4 Duplex 20A | NM24GBA412 | Nonmetallic | 4' (1.2m) | GBA | 12" (305mm) | 4 Duplex 20A | NM24GB512 | Nonmetallic | 5' (1.5m) | GB | 12" (305mm) | 5 Duplex 20A | NM24GB530 | Nonmetallic | 5' (1.5m) | GB | 30" (760mm) | 2 Duplex 20A | NM24GBA512 | Nonmetallic | 5' (1.5m) | GBA | 12" (305mm) | 5 Duplex 20A | NM24GB612 | Nonmetallic | 6' (1.8m) | GB | 12" (305mm) | 6 Duplex 20A | NM24GB618 | Nonmetallic | 6' (1.8m) | GB | 18" (457mm) | 4 Duplex 20A | NM24GBA612 | Nonmetallic | 6' (1.8m) | GB A | 12" (305mm) | 6 Duplex 20A |
|                               | CATALOG NO.   | FINISH      | LENGTH<br>Feet (mm) | WIRING<br>CONFIG    | CENTER DISTANCE<br>Inches (mm) | OUTLETS<br>QUANTITY & TYPE     |                            |           |             |           |    |             |              |            |             |           |     |             |              |           |             |           |    |             |              |           |             |           |    |             |              |            |             |           |     |             |              |           |             |           |    |             |              |           |             |           |    |             |              |            |             |           |      |             |              |
|                               | NM24GB412   | Nonmetallic | 4' (1.2m)           | GB                  | 12" (305mm)                    | 4 Duplex 20A                   |                            |           |             |           |    |             |              |            |             |           |     |             |              |           |             |           |    |             |              |           |             |           |    |             |              |            |             |           |     |             |              |           |             |           |    |             |              |           |             |           |    |             |              |            |             |           |      |             |              |
|                               | NM24GBA412  | Nonmetallic | 4' (1.2m)           | GBA                 | 12" (305mm)                    | 4 Duplex 20A                   |                            |           |             |           |    |             |              |            |             |           |     |             |              |           |             |           |    |             |              |           |             |           |    |             |              |            |             |           |     |             |              |           |             |           |    |             |              |           |             |           |    |             |              |            |             |           |      |             |              |
|                               | NM24GB512   | Nonmetallic | 5' (1.5m)           | GB                  | 12" (305mm)                    | 5 Duplex 20A                   |                            |           |             |           |    |             |              |            |             |           |     |             |              |           |             |           |    |             |              |           |             |           |    |             |              |            |             |           |     |             |              |           |             |           |    |             |              |           |             |           |    |             |              |            |             |           |      |             |              |
|                               | NM24GB530   | Nonmetallic | 5' (1.5m)           | GB                  | 30" (760mm)                    | 2 Duplex 20A                   |                            |           |             |           |    |             |              |            |             |           |     |             |              |           |             |           |    |             |              |           |             |           |    |             |              |            |             |           |     |             |              |           |             |           |    |             |              |           |             |           |    |             |              |            |             |           |      |             |              |
|                               | NM24GBA512  | Nonmetallic | 5' (1.5m)           | GBA                 | 12" (305mm)                    | 5 Duplex 20A                   |                            |           |             |           |    |             |              |            |             |           |     |             |              |           |             |           |    |             |              |           |             |           |    |             |              |            |             |           |     |             |              |           |             |           |    |             |              |           |             |           |    |             |              |            |             |           |      |             |              |
|                               | NM24GB612   | Nonmetallic | 6' (1.8m)           | GB                  | 12" (305mm)                    | 6 Duplex 20A                   |                            |           |             |           |    |             |              |            |             |           |     |             |              |           |             |           |    |             |              |           |             |           |    |             |              |            |             |           |     |             |              |           |             |           |    |             |              |           |             |           |    |             |              |            |             |           |      |             |              |
|                               | NM24GB618   | Nonmetallic | 6' (1.8m)           | GB                  | 18" (457mm)                    | 4 Duplex 20A                   |                            |           |             |           |    |             |              |            |             |           |     |             |              |           |             |           |    |             |              |           |             |           |    |             |              |            |             |           |     |             |              |           |             |           |    |             |              |           |             |           |    |             |              |            |             |           |      |             |              |
|                               | NM24GBA612  | Nonmetallic | 6' (1.8m)           | GB A                | 12" (305mm)                    | 6 Duplex 20A                   |                            |           |             |           |    |             |              |            |             |           |     |             |              |           |             |           |    |             |              |           |             |           |    |             |              |            |             |           |     |             |              |           |             |           |    |             |              |           |             |           |    |             |              |            |             |           |      |             |              |

**NOTE:** NM2000 Series Nonmetallic Plugmold products are available in an ivory finish with ivory receptacles.  
 All NM2000 Series Plugmold products include two (2) NM2010B Blank End Fittings and one (1) NM2001 Base Coupling unless otherwise indicated in the product description.

**Plugmold NM2000 Series Nonmetallic Multioutlet Systems Ordering Information**

**NM2000**

**Base and Cover** – Extruded PVC, ivory textured finish.

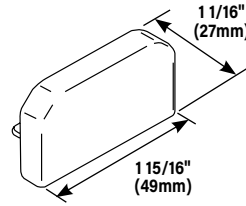


**Country of Origin: USA**

**Cross-Sectional Area:**  
1.14in<sup>2</sup> (735mm<sup>2</sup>)

**NM2010B**

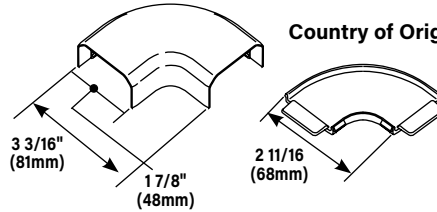
**Blank End Fitting** – Use with NM2000 Series.



**Country of Origin: USA**

**NM2011**

**90° Flat Elbow** – For right angle turns on same surface.

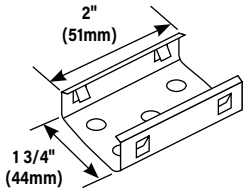


**Country of Origin: USA**

| ITEM         | CAT. NO. | LENGTH     | MATERIAL  |
|--------------|----------|------------|-----------|
| Base         | NM2000B  | 8' (2.4m)  | PVC-Ivory |
| Cover        | NM2000C  | 8' (2.4m)  | PVC-Ivory |
| Base & Cover | NM2000BC | 5' (1.52m) | PVC-Ivory |

**NM2003**

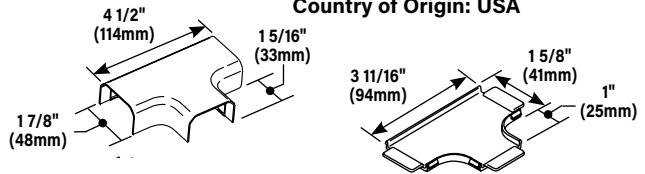
**Supporting Clip** – Mount to surface with No. 8 flathead screw. Use with NM2000 Series.



**Country of Origin: USA**

**NM2015**

**Tee** – For branches at right angles.



**Country of Origin: USA**

**W30/W30G**

**Pressure-Type Wire Connectors** – **W30** – For common connection of two, three, or four No. 12 or No.14 solid copper conductors (White). **W30G** – For connection of equipment grounding of 2, 3, or 4 solid conductors No. 14 or No. 12 AWG (Green). 300V maximum; 20A 105° C maximum.



**Country of Origin: USA**

**NOTE:** Not for use with aluminum conductors.

**NM2017**

**Internal Elbow** – For right turns at inside corners.



**Country of Origin: USA**

**NM2006**

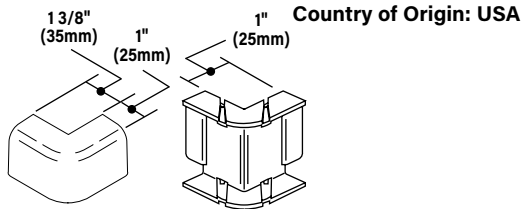
**Cover Clip** – For covering joint where lengths of NM2000 Series cover or base adjoin. Use with NM2000 Series.



**Country of Origin: USA**

**NM2018**

**External Elbow** – Used for making 90° turns at outside corners.



**Country of Origin: USA**

**NM2010A**

**Entrance End** – Has 1/2" trade size KO on end and bottom. Use with NM2000 Series.

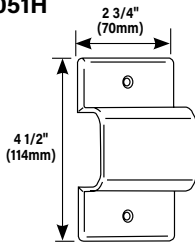


**Country of Origin: USA**

**NOTE:** NM2000 Series fittings work with both NM20 (15A) and NM24 (20A) Plugmold Multioutlet Systems.

## Plugmold NM2000 Series Nonmetallic Multioutlet Systems Ordering Information

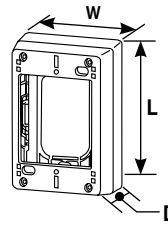
### NM2051H



**Wall Box Adapter** – For feeding raceway from an existing wall outlet; horizontal applications. Provides complete access to wall box for connections.

**Country of Origin: USA**

### NM2048 NM2048-2



**Sure-Snap® Device Box** – Cover snaps onto base, no screws required. Cover has twistouts on all sides. Rectangular KO in base for extension to wall box.

**Country of Origin: USA**

### NM2051V

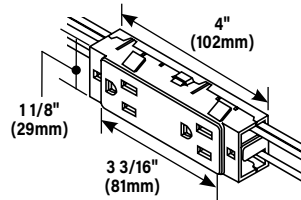


**Wall Box Adapter** – For feeding raceway from an existing wall outlet; vertical applications. Provides complete access to wall box for connections.

**Country of Origin: USA**

| CAT. NO. | L              | W              | D             | GANG # |
|----------|----------------|----------------|---------------|--------|
| NM2048   | 4 3/4" (121mm) | 3" (76mm)      | 1 3/4" (44mm) | 1      |
| NM2048-2 | 4 3/4" (121mm) | 4 7/8" (124mm) | 1 3/4" (44mm) | 2      |

### NM2027-15 NM2027-20



**Replacement Receptacles** – 15A and 20A replacement devices. 6" (152mm) wire leads each side. Used to replace faulty receptacles in Plugmold Strips, not for installation in blank raceway base.

**Country of Origin: USA**

### NM2044



**Extra Deep Device Box** – For mounting power/communication device when additional depth is required. Has combination twistouts for 2700, 2800, 2900, and NM2000.

**Country of Origin: USA**

| CAT. NO. | L              | W              | D             | GANG # |
|----------|----------------|----------------|---------------|--------|
| NM2044   | 4 3/4" (121mm) | 3" (76mm)      | 2 3/4" (44mm) | 1      |
| NM2044-2 | 4 3/4" (121mm) | 4 7/8" (124mm) | 2 3/4" (44mm) | 2      |

**NOTE:** NM2000 Series fittings work with both NM20 (15A) and NM24 (20A) Plugmold Multioutlet Systems.

**NOTE: All brand and product names referenced in this document are registered trademarks or trademarks of their respective holders.**

---



**Legrand, North America**  
60 Woodlawn Street  
West Hartford, CT 06110  
1.877.BY.LEGRAND (295.3472)  
[www.legrand.us](http://www.legrand.us)

**Canada**  
905.738.9195  
[www.legrand.ca](http://www.legrand.ca)

FOLLOW US







Plugmold systems are available in a variety of colors and configurations.

## Plugmold® Raceway & Multioutlet Assemblies

Plugmold® Multioutlet Systems are available in a wide variety of lengths and fittings and in a variety of finishes to provide versatile solutions for many applications. Plugmold options include single or alternating circuits, standard or isolated ground receptacles, GFCI protection, tamper-resistant protection, USB charging, Snapicoil® harnesses of prewired receptacles, and cord-ended units.

Plugmold® Multioutlet Systems are available in black or ivory ScuffCoat™ finish, painted white or gray enamel steel, stylish stainless steel, anodized aluminum and durable textured ivory nonmetallic. The painted steel product works with many types of decor and is paintable to integrate with most color schemes. Durable stainless steel and anodized aluminum Plugmold products are corrosion-resistant, making them ideal for labs.

**PRODUCTS: PLUGMOLD 2000 SERIES, 2400 SERIES, AL2000 SERIES, NM2000 SERIES, NM2400 SERIES**

## Features & Benefits

- **Compact, low profile appearance.** Enhanced aesthetics and ideal for installations within minimal spaces.
- **Multiple finishes.** Choose from black or ivory ScuffCoat, white or gray painted enamel or durable stainless steel finishes.
- **USB Charging.** Available with dual-port USB-A modules, sharing 2.4 amps of charging capacity and single-port USB-C module with 30W Power Delivery.
- **Tamper-resistance protection.** Prevents the accidental insertion of foreign objects into receptacles reducing the risk of shocks or electrocution. Meets 2014 NEC section 406 requirements.
- **Single, alternating circuit, and isolated ground wiring options available.** Wiring options to meet virtually any job or environment requirement.
- **Variety of lengths.** Installed power and USB charging in multiple lengths to meet space and location requirements.
- **Full range of fittings.** Provide flexibility for multiple installation options or integrations with 2000 or 2400 Series Raceway systems.
- **Snapicoil harnesses with different lengths and receptacle spacing.** Custom solution available for large or specific use electrical installations.
- **Customization available.** Plugmold products can be modified to accommodate virtually any application or aesthetic need.
- **Receptacle spacing options.** Select the right configuration for your application.
- **cULus Listed.** Safety and reliability in the applications.

## Vertical Markets

- Commercial
- Education
- Entertainment
- Healthcare
- Retail
- Hospitality



## Compliance

**cULus Listed Base & Blank Cover:** File E4376 Guide RJBT

**Multioutlet Assemblies:** File E15191 Guide PVGT

**Fittings:** File E41751 Guide RJPR

**Base & Blank Cover:** Meets Article 386 of NEC

**Plugmold Strips:** Meets Article 380 of NEC

## Plugmold Multioutlet Systems Quick Selection Guide

| FABRICATION | PROFILE       | FINISH OPTIONS  | LENGTHS      | WIRING CONFIGS.       | OUTLET OPTIONS |           | OPTIONS   |
|-------------|---------------|-----------------|--------------|-----------------------|----------------|-----------|---|
|             |               |                 |              |                       | O.C. SPACING   | QUANTITY  |   |
| Steel       | 2000 Series   | Black Scuffcoat | 2' (610mm) * | GB,<br>GB/USB,<br>GBA | 6" (152mm)     | 4 Single  | <ul style="list-style-type: none"> <li>Hard-Wired models</li> <li>Cord-Ended models</li> <li>USB Charging models</li> <li>Plug-In model</li> <li>GFCI Protection</li> <li>Tamper-Resistant</li> </ul> |
|             |               | Ivory Scuffcoat | 3' (910mm)   |                       | 9" (229mm)     | 5 Single  |   |
|             |               | Gray Enamel     | 5' (1.5m)    |                       | 12" (305mm)    | 6 Single  |   |
|             |               | White Enamel    | 6' (1.8m)    |                       | 18" (457mm)    | 8 Single  |   |
|             |               | Stainless Steel |              |                       | 24" (608mm)    | 10 Single |   |
|             |               |                 |              |                       |                | 12 Single |   |
|             |               |                 |              |                       |                | 3 Duplex  |   |
|             |               |                 |              |                       |                | 4 Duplex  |   |
|             |               |                 |              |                       |                | 5 Duplex  |   |
|             |               |                 |              |                       |                | 6 Duplex  |   |
| Steel       | 2400 Series   | Ivory Scuffcoat | 3' (910mm)   | GB,<br>GBA,<br>IG     | 6" (152mm)     | 4 Single  | <ul style="list-style-type: none"> <li>Hard-Wired models</li> <li>Cord-Ended models</li> </ul>  |
|             |               |                 | 5' (1.5m)    |                       | 12" (305mm)    | 5 Single  |   |
|             |               |                 | 6' (1.8m)    |                       | 18" (457mm)    | 6 Single  |   |
|             |               |                 |              |                       | 24" (608mm)    | 10 Single |   |
|             |               |                 |              |                       |                | 12 Single |   |
|             |               |                 |              |                       |                | 3 Duplex  |   |
|             |               |                 |              |                       |                | 4 Duplex  |   |
|             |               |                 |              |                       |                | 5 Duplex  |   |
|             |               |                 |              |                       |                | 6 Duplex  |   |
|             |               |                 | Aluminum     |                       | AL2000 Series  | Anodized  |   |
| 5' (1.5m)   | 12" (305mm)   | 5 Single        |              |                       |                |           |   |
| 6' (1.8m)   | 18" (457mm)   | 6 Single        |              |                       |                |           |   |
|             |               | 10 Single       |              |                       |                |           |   |
|             |               | 12 Single       |              |                       |                |           |   |
|             |               | 12 Single       |              |                       |                |           |   |
| Nonmetallic | NM2000 Series | Ivory PVC       | 4' (1.2m)    | GB,<br>GBA,<br>IG     | 9" (229mm)     | 2 Duplex  | <ul style="list-style-type: none"> <li>Hard-Wired models</li> <li>Cord-Ended models</li> </ul>  |
|             |               |                 | 5' (1.5m)    |                       | 12" (305mm)    | 4 Duplex  |   |
|             |               |                 | 6' (1.8m)    |                       | 15" (381mm)    | 5 Duplex  |   |
|             |               |                 |              |                       | 18" (457mm)    | 6 Duplex  |   |
|             |               |                 |              |                       | 30" (760mm)    | 6 Duplex  |   |
|             |               |                 |              |                       |                | 8 Duplex  |   |
| Nonmetallic | NM2400 Series | Ivory PVC       | 3' (910mm)   | GB,<br>GBA            | 12" (305mm)    | 2 Duplex  | <ul style="list-style-type: none"> <li>Hard-Wired models</li> <li>Cord-Ended models</li> </ul>  |
|             |               |                 | 4' (1.2m)    |                       | 18" (457mm)    | 3 Duplex  |   |
|             |               |                 | 5' (1.5m)    |                       | 30" (760mm)    | 4 Duplex  |   |
|             |               |                 | 6' (1.8m)    |                       |                | 5 Duplex  |   |
|             |               |                 |              |                       |                | 6 Duplex  |   |
|             |               |                 |              |                       |                | 6 Duplex  |   |

## Plugmold 2000 Series Steel Multioutlet Systems Ordering Information

### Plugmold 2000 Series Steel Part Numbering System

2000 Series Steel Plugmold Series - Example: G20GB306



**G**

COLOR:

Black = BK  
Gray = G  
Ivory = V  
White = WH  
Stainless = S

**2 0**

RACEWAY:

2000 = 20

**G B**

WIRING CONFIGURATION:

GB = GB  
GBA = GBA

**3**

LENGTH:

24" (608mm) = 2\*  
36" (915mm) = 3  
60" (1.5m) = 5  
72" (1.8m) = 6

**0 6**

CENTER DISTANCE:

6" (152mm) = 6  
9" (229mm) = 9\*\*  
12" (305mm) = 12  
18" (457mm) = 18

\* Stainless steel only.  
\*\* 6' lengths only.

NOTE: Not all combinations of color, wiring configurations, length, and center distance are available as standard products. For additional information, contact Wiremold Technical Support at 1-844-957-3783.

NOTE: Color codes: "V" for Ivory ScuffCoat™ finish, "BK" for Black ScuffCoat™ finish, "G" for Gray enamel finish, "WH" for white enamel finish, and "S" for stainless steel. Receptacle colors match extrusion colors except for stainless steel which has black receptacles.

\* All 2000 Series Plugmold products include two (2) 2010B Blank End Fittings and one (1) 2001 Base Coupling unless otherwise indicated in the product description.

## Steel Plugmold® Multioutlet Systems

Steel Plugmold Multioutlet Systems are available in a wide range of lengths and finishes to provide a versatile solution for many applications. Options include versions with single or alternating circuits, standard receptacles, Snapicoil® harnesses of prewired receptacles, USB charging options, GFCI protection, tamper-resistance, plug-in and cord-ended units.

Steel Plugmold® Multioutlet Systems are available in black or ivory ScuffCoat™ finish, painted white or gray enamel finish, or stylish stainless steel. The enamel finishes work with many types of decor or can be painted to blend with most color schemes. Stainless steel Plugmold raceway is both durable and aesthetically pleasing.



Steel Plugmold systems are available in a variety of colors and configurations.

### Plugmold 2000 Series Steel Multioutlet Systems

| Plugmold 2000 Series Wire Fill Capacities for Power |                     |        |       |                                   |
|---|---------------------|--------|-------|-----------------------------------|
| CABLE TYPE  | WIRE SIZE THHN/THWN | O.D.   |       | NO. OF CONDUCTORS (40% FILL) 2000 |
|   |                     | Inches | (mm)  |                                   |
| POWER WIRING WITHOUT DEVICES                        | 12 AWG              | 0.130  | (3.3) | 7*                                |
|   | 14 AWG              | 0.111  | (2.8) | 7*                                |
| POWER WIRING WITH DEVICES (Plugmold Series)         | 12 AWG              | 0.122  | (3.1) | 5**                               |
|   | 14 AWG              | 0.105  | (2.7) | 5**                               |



\*Wire capacity limited to maximum of seven conductors due to .025" (.6mm) material thickness of cover.

\*\*Including one hot, neutral, and ground wire from the receptacle.



Steel Plugmold Multioutlet Systems are ideal for use in homes, dormitories and office applications, anywhere convenient access to power or USB charging is needed.

## Plugmold 2000 Series Steel Multioutlet Systems Ordering Information

| Plugmold 2000 Series Wiring Configurations   |  |  |  |
|--|--|--|--|
|  |  | <b>With Snapicoil</b><br>  |  |
| <b>GB Series:</b><br>3-wire, #12 THHN (1 hot, 1 neutral and 1 ground), 1 circuit; has insulated grounding conductor. | <b>GBA Series:</b><br>4-wire, #12 THHN (2 hot, 1 neutral and 1 ground), 2 circuit; outlets wired alternately; has insulated grounding conductor. | <b>GB Series:</b><br>3-wire, #12 THHN (1 hot, 1 neutral and 1 ground), 1 circuit; has insulated grounding conductor. | <b>GBA Series:</b><br>4-wire, #12 THHN (2 hot, 1 neutral and 1 ground), 2 circuit; outlets wired alternately; has insulated grounding conductor. |

**NOTE: SNAPICOIL REELS on custom order.** Snapicoil harness is available on reels if lengths greater than 50' are needed, or if multiple lengths are required for production-type jobs. The maximum length per reel is 240' for Snapicoil with outlets 12" and 18" on centers; 500' with outlets 30" on center. Packaging includes the necessary number of lengths of base, holecut cover, wire clips, and couplings for complete installation. Price and delivery information should be obtained prior to specifying or ordering. To specify or order, add "R" to the Snapicoil number. Ex: V20GB12R. Other outlet spacings available on custom order.

Receptacles are made from high impact thermoplastic. Snapicoil packaging includes the necessary lengths of 2000B Base, 2000C Hole Cut Cover, 2000WC Wire Clips, and 2001 Couplings for complete installation.

## Plugmold 2000 Series Steel Multioutlet Systems Ordering Information

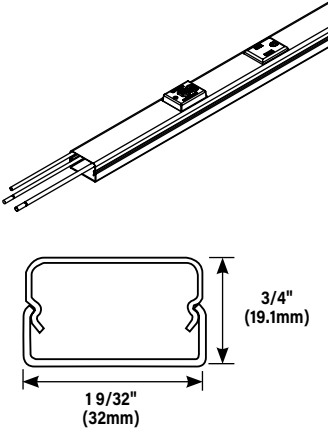
| Plugmold 2000 Series Steel with Snapicoil Harness Ordering Information |        |          |               |  |         |           |                       |           |                     |
|--|--------|----------|---------------|--|---------|-----------|-----------------------|-----------|---------------------|
| CATALOG NO.  | LENGTH |          | WIRING CONFIG | OUTLETS (15A 120V NEMA 5-15SR) CENTER DISTANCE |         | QUANTITY  | HOLE CUT COVER LENGTH |           | HOUSING             |
|  | Feet   | (meters) |               | Inches   | (mm)    |           | QUANTITY              | Feet      |                     |
| 20GB12*  | 48'    | (14.63)  | GB            | 12"  | (305mm) | 48 Single | 8                     | 6' (1.8m) | Steel - Ivory, Gray |
| 20GB18*  | 48'    | (14.63)  | GB            | 18"  | (457mm) | 32 Single | 8                     | 6' (1.8m) | Steel - Ivory, Gray |
| V20GB30  | 50'    | (15.25)  | GB            | 30"  | (760mm) | 20 Single | 10                    | 5' (1.5m) | Steel - Ivory       |
| 20GBA12*   | 48'    | (14.63)  | GBA           | 12"  | (305mm) | 48 Single | 8                     | 6' (1.8m) | Steel - Ivory, Gray |

### CUSTOM PLUGMOLD

Plugmold is one of our most frequently requested custom products. From airports, to trains, to classrooms, dormitories or residences, anywhere multiple access to power or USB charging is needed. Custom receptacle spacing options, custom colors, wiring modifications, or any number of custom configurations are available for special applications. Contact the factory to discuss our capabilities and why Plugmold is often the best option for locations requiring multiple access to power or USB charging.



## Plugmold 2000 Series Steel Multioutlet Systems Ordering Information

| Product   | Description/Specifications  |                     |                  |                                |                            |                                |                            |                 |       |            |    |            |                      |                 |       |            |    |            |                      |                |       |            |    |            |                      |                |      |            |    |            |                      |                |           |            |    |            |                      |                 |       |           |    |            |                      |                 |       |           |    |            |                      |                |       |           |    |            |                      |                |      |           |    |            |                      |                |           |           |    |            |                      |                 |       |           |    |            |                       |                 |       |           |    |            |                       |                |       |           |    |            |                       |                |      |           |    |            |                       |                |           |           |    |            |
|---|---|---------------------|------------------|--------------------------------|----------------------------|--------------------------------|----------------------------|-----------------|-------|------------|----|------------|----------------------|-----------------|-------|------------|----|------------|----------------------|----------------|-------|------------|----|------------|----------------------|----------------|------|------------|----|------------|----------------------|----------------|-----------|------------|----|------------|----------------------|-----------------|-------|-----------|----|------------|----------------------|-----------------|-------|-----------|----|------------|----------------------|----------------|-------|-----------|----|------------|----------------------|----------------|------|-----------|----|------------|----------------------|----------------|-----------|-----------|----|------------|----------------------|-----------------|-------|-----------|----|------------|-----------------------|-----------------|-------|-----------|----|------------|-----------------------|----------------|-------|-----------|----|------------|-----------------------|----------------|------|-----------|----|------------|-----------------------|----------------|-----------|-----------|----|------------|
| <b>GFCI Plugmold</b><br> | <p>GFCI Module provides downstream protection for all outlets and connections. Available in 3' (914mm), 5' (1.5m) and 6' (1.8m) lengths with 6" (152mm) receptacle spacing. 15A tamper-resistant receptacles. 3-wire, #12 THHN (1 hot, 1 neutral, and insulated ground conductor). .040" (1.0mm) steel housing. Packed 2 per carton. Each unit supplied with one (1) Coupling and two (2) Blank End Fittings. GFCI Class A 20A 125V 60Hz.</p>   |                     |                  |                                |                            |                                |                            |                 |       |            |    |            |                      |                 |       |            |    |            |                      |                |       |            |    |            |                      |                |      |            |    |            |                      |                |           |            |    |            |                      |                 |       |           |    |            |                      |                 |       |           |    |            |                      |                |       |           |    |            |                      |                |      |           |    |            |                      |                |           |           |    |            |                      |                 |       |           |    |            |                       |                 |       |           |    |            |                       |                |       |           |    |            |                       |                |      |           |    |            |                       |                |           |           |    |            |
|   | <table border="1"> <thead> <tr> <th>CATALOG NO.</th> <th>FINISH</th> <th>LENGTH<br/>Feet (mm)</th> <th>WIRING<br/>CONFIG</th> <th>CENTER DISTANCE<br/>Inches (mm)</th> <th>OUTLETS<br/>QUANTITY &amp; TYPE</th> </tr> </thead> <tbody> <tr><td>WH20GB306TRGFI6</td><td>White</td><td>3' (915mm)</td><td>GB</td><td>6" (152mm)</td><td>1 GFCI, 5 Single 15A</td></tr> <tr><td>BK20GB306TRGFI6</td><td>Black</td><td>3' (915mm)</td><td>GB</td><td>6" (152mm)</td><td>1 GFCI, 5 Single 15A</td></tr> <tr><td>V20GB306TRGFI6</td><td>Ivory</td><td>3' (915mm)</td><td>GB</td><td>6" (152mm)</td><td>1 GFCI, 5 Single 15A</td></tr> <tr><td>G20GB306TRGFI6</td><td>Gray</td><td>3' (915mm)</td><td>GB</td><td>6" (152mm)</td><td>1 GFCI, 5 Single 15A</td></tr> <tr><td>S20GB306TRGFI6</td><td>Stainless</td><td>3' (915mm)</td><td>GB</td><td>6" (152mm)</td><td>1 GFCI, 5 Single 15A</td></tr> <tr><td>WH20GB506TRGFI6</td><td>White</td><td>5' (1.5m)</td><td>GB</td><td>6" (152mm)</td><td>1 GFCI, 9 Single 15A</td></tr> <tr><td>BK20GB506TRGFI6</td><td>Black</td><td>5' (1.5m)</td><td>GB</td><td>6" (152mm)</td><td>1 GFCI, 9 Single 15A</td></tr> <tr><td>V20GB506TRGFI6</td><td>Ivory</td><td>5' (1.5m)</td><td>GB</td><td>6" (152mm)</td><td>1 GFCI, 9 Single 15A</td></tr> <tr><td>G20GB506TRGFI6</td><td>Gray</td><td>5' (1.5m)</td><td>GB</td><td>6" (152mm)</td><td>1 GFCI, 9 Single 15A</td></tr> <tr><td>S20GB506TRGFI6</td><td>Stainless</td><td>5' (1.5m)</td><td>GB</td><td>6" (152mm)</td><td>1 GFCI, 9 Single 15A</td></tr> <tr><td>WH20GB606TRGFI6</td><td>White</td><td>6' (1.8m)</td><td>GB</td><td>6" (152mm)</td><td>1 GFCI, 11 Single 15A</td></tr> <tr><td>BK20GB606TRGFI6</td><td>Black</td><td>6' (1.8m)</td><td>GB</td><td>6" (152mm)</td><td>1 GFCI, 11 Single 15A</td></tr> <tr><td>V20GB606TRGFI6</td><td>Ivory</td><td>6' (1.8m)</td><td>GB</td><td>6" (152mm)</td><td>1 GFCI, 11 Single 15A</td></tr> <tr><td>G20GB606TRGFI6</td><td>Gray</td><td>6' (1.8m)</td><td>GB</td><td>6" (152mm)</td><td>1 GFCI, 11 Single 15A</td></tr> <tr><td>S20GB606TRGFI6</td><td>Stainless</td><td>6' (1.8m)</td><td>GB</td><td>6" (152mm)</td><td>1 GFCI, 11 Single 15A</td></tr> </tbody> </table> | CATALOG NO.         | FINISH           | LENGTH<br>Feet (mm)            | WIRING<br>CONFIG           | CENTER DISTANCE<br>Inches (mm) | OUTLETS<br>QUANTITY & TYPE | WH20GB306TRGFI6 | White | 3' (915mm) | GB | 6" (152mm) | 1 GFCI, 5 Single 15A | BK20GB306TRGFI6 | Black | 3' (915mm) | GB | 6" (152mm) | 1 GFCI, 5 Single 15A | V20GB306TRGFI6 | Ivory | 3' (915mm) | GB | 6" (152mm) | 1 GFCI, 5 Single 15A | G20GB306TRGFI6 | Gray | 3' (915mm) | GB | 6" (152mm) | 1 GFCI, 5 Single 15A | S20GB306TRGFI6 | Stainless | 3' (915mm) | GB | 6" (152mm) | 1 GFCI, 5 Single 15A | WH20GB506TRGFI6 | White | 5' (1.5m) | GB | 6" (152mm) | 1 GFCI, 9 Single 15A | BK20GB506TRGFI6 | Black | 5' (1.5m) | GB | 6" (152mm) | 1 GFCI, 9 Single 15A | V20GB506TRGFI6 | Ivory | 5' (1.5m) | GB | 6" (152mm) | 1 GFCI, 9 Single 15A | G20GB506TRGFI6 | Gray | 5' (1.5m) | GB | 6" (152mm) | 1 GFCI, 9 Single 15A | S20GB506TRGFI6 | Stainless | 5' (1.5m) | GB | 6" (152mm) | 1 GFCI, 9 Single 15A | WH20GB606TRGFI6 | White | 6' (1.8m) | GB | 6" (152mm) | 1 GFCI, 11 Single 15A | BK20GB606TRGFI6 | Black | 6' (1.8m) | GB | 6" (152mm) | 1 GFCI, 11 Single 15A | V20GB606TRGFI6 | Ivory | 6' (1.8m) | GB | 6" (152mm) | 1 GFCI, 11 Single 15A | G20GB606TRGFI6 | Gray | 6' (1.8m) | GB | 6" (152mm) | 1 GFCI, 11 Single 15A | S20GB606TRGFI6 | Stainless | 6' (1.8m) | GB | 6" (152mm) |
| CATALOG NO.   | FINISH  | LENGTH<br>Feet (mm) | WIRING<br>CONFIG | CENTER DISTANCE<br>Inches (mm) | OUTLETS<br>QUANTITY & TYPE |                                |                            |                 |       |            |    |            |                      |                 |       |            |    |            |                      |                |       |            |    |            |                      |                |      |            |    |            |                      |                |           |            |    |            |                      |                 |       |           |    |            |                      |                 |       |           |    |            |                      |                |       |           |    |            |                      |                |      |           |    |            |                      |                |           |           |    |            |                      |                 |       |           |    |            |                       |                 |       |           |    |            |                       |                |       |           |    |            |                       |                |      |           |    |            |                       |                |           |           |    |            |
| WH20GB306TRGFI6   | White   | 3' (915mm)          | GB               | 6" (152mm)                     | 1 GFCI, 5 Single 15A       |                                |                            |                 |       |            |    |            |                      |                 |       |            |    |            |                      |                |       |            |    |            |                      |                |      |            |    |            |                      |                |           |            |    |            |                      |                 |       |           |    |            |                      |                 |       |           |    |            |                      |                |       |           |    |            |                      |                |      |           |    |            |                      |                |           |           |    |            |                      |                 |       |           |    |            |                       |                 |       |           |    |            |                       |                |       |           |    |            |                       |                |      |           |    |            |                       |                |           |           |    |            |
| BK20GB306TRGFI6   | Black   | 3' (915mm)          | GB               | 6" (152mm)                     | 1 GFCI, 5 Single 15A       |                                |                            |                 |       |            |    |            |                      |                 |       |            |    |            |                      |                |       |            |    |            |                      |                |      |            |    |            |                      |                |           |            |    |            |                      |                 |       |           |    |            |                      |                 |       |           |    |            |                      |                |       |           |    |            |                      |                |      |           |    |            |                      |                |           |           |    |            |                      |                 |       |           |    |            |                       |                 |       |           |    |            |                       |                |       |           |    |            |                       |                |      |           |    |            |                       |                |           |           |    |            |
| V20GB306TRGFI6  | Ivory   | 3' (915mm)          | GB               | 6" (152mm)                     | 1 GFCI, 5 Single 15A       |                                |                            |                 |       |            |    |            |                      |                 |       |            |    |            |                      |                |       |            |    |            |                      |                |      |            |    |            |                      |                |           |            |    |            |                      |                 |       |           |    |            |                      |                 |       |           |    |            |                      |                |       |           |    |            |                      |                |      |           |    |            |                      |                |           |           |    |            |                      |                 |       |           |    |            |                       |                 |       |           |    |            |                       |                |       |           |    |            |                       |                |      |           |    |            |                       |                |           |           |    |            |
| G20GB306TRGFI6  | Gray  | 3' (915mm)          | GB               | 6" (152mm)                     | 1 GFCI, 5 Single 15A       |                                |                            |                 |       |            |    |            |                      |                 |       |            |    |            |                      |                |       |            |    |            |                      |                |      |            |    |            |                      |                |           |            |    |            |                      |                 |       |           |    |            |                      |                 |       |           |    |            |                      |                |       |           |    |            |                      |                |      |           |    |            |                      |                |           |           |    |            |                      |                 |       |           |    |            |                       |                 |       |           |    |            |                       |                |       |           |    |            |                       |                |      |           |    |            |                       |                |           |           |    |            |
| S20GB306TRGFI6  | Stainless   | 3' (915mm)          | GB               | 6" (152mm)                     | 1 GFCI, 5 Single 15A       |                                |                            |                 |       |            |    |            |                      |                 |       |            |    |            |                      |                |       |            |    |            |                      |                |      |            |    |            |                      |                |           |            |    |            |                      |                 |       |           |    |            |                      |                 |       |           |    |            |                      |                |       |           |    |            |                      |                |      |           |    |            |                      |                |           |           |    |            |                      |                 |       |           |    |            |                       |                 |       |           |    |            |                       |                |       |           |    |            |                       |                |      |           |    |            |                       |                |           |           |    |            |
| WH20GB506TRGFI6   | White   | 5' (1.5m)           | GB               | 6" (152mm)                     | 1 GFCI, 9 Single 15A       |                                |                            |                 |       |            |    |            |                      |                 |       |            |    |            |                      |                |       |            |    |            |                      |                |      |            |    |            |                      |                |           |            |    |            |                      |                 |       |           |    |            |                      |                 |       |           |    |            |                      |                |       |           |    |            |                      |                |      |           |    |            |                      |                |           |           |    |            |                      |                 |       |           |    |            |                       |                 |       |           |    |            |                       |                |       |           |    |            |                       |                |      |           |    |            |                       |                |           |           |    |            |
| BK20GB506TRGFI6   | Black   | 5' (1.5m)           | GB               | 6" (152mm)                     | 1 GFCI, 9 Single 15A       |                                |                            |                 |       |            |    |            |                      |                 |       |            |    |            |                      |                |       |            |    |            |                      |                |      |            |    |            |                      |                |           |            |    |            |                      |                 |       |           |    |            |                      |                 |       |           |    |            |                      |                |       |           |    |            |                      |                |      |           |    |            |                      |                |           |           |    |            |                      |                 |       |           |    |            |                       |                 |       |           |    |            |                       |                |       |           |    |            |                       |                |      |           |    |            |                       |                |           |           |    |            |
| V20GB506TRGFI6  | Ivory   | 5' (1.5m)           | GB               | 6" (152mm)                     | 1 GFCI, 9 Single 15A       |                                |                            |                 |       |            |    |            |                      |                 |       |            |    |            |                      |                |       |            |    |            |                      |                |      |            |    |            |                      |                |           |            |    |            |                      |                 |       |           |    |            |                      |                 |       |           |    |            |                      |                |       |           |    |            |                      |                |      |           |    |            |                      |                |           |           |    |            |                      |                 |       |           |    |            |                       |                 |       |           |    |            |                       |                |       |           |    |            |                       |                |      |           |    |            |                       |                |           |           |    |            |
| G20GB506TRGFI6  | Gray  | 5' (1.5m)           | GB               | 6" (152mm)                     | 1 GFCI, 9 Single 15A       |                                |                            |                 |       |            |    |            |                      |                 |       |            |    |            |                      |                |       |            |    |            |                      |                |      |            |    |            |                      |                |           |            |    |            |                      |                 |       |           |    |            |                      |                 |       |           |    |            |                      |                |       |           |    |            |                      |                |      |           |    |            |                      |                |           |           |    |            |                      |                 |       |           |    |            |                       |                 |       |           |    |            |                       |                |       |           |    |            |                       |                |      |           |    |            |                       |                |           |           |    |            |
| S20GB506TRGFI6  | Stainless   | 5' (1.5m)           | GB               | 6" (152mm)                     | 1 GFCI, 9 Single 15A       |                                |                            |                 |       |            |    |            |                      |                 |       |            |    |            |                      |                |       |            |    |            |                      |                |      |            |    |            |                      |                |           |            |    |            |                      |                 |       |           |    |            |                      |                 |       |           |    |            |                      |                |       |           |    |            |                      |                |      |           |    |            |                      |                |           |           |    |            |                      |                 |       |           |    |            |                       |                 |       |           |    |            |                       |                |       |           |    |            |                       |                |      |           |    |            |                       |                |           |           |    |            |
| WH20GB606TRGFI6   | White   | 6' (1.8m)           | GB               | 6" (152mm)                     | 1 GFCI, 11 Single 15A      |                                |                            |                 |       |            |    |            |                      |                 |       |            |    |            |                      |                |       |            |    |            |                      |                |      |            |    |            |                      |                |           |            |    |            |                      |                 |       |           |    |            |                      |                 |       |           |    |            |                      |                |       |           |    |            |                      |                |      |           |    |            |                      |                |           |           |    |            |                      |                 |       |           |    |            |                       |                 |       |           |    |            |                       |                |       |           |    |            |                       |                |      |           |    |            |                       |                |           |           |    |            |
| BK20GB606TRGFI6   | Black   | 6' (1.8m)           | GB               | 6" (152mm)                     | 1 GFCI, 11 Single 15A      |                                |                            |                 |       |            |    |            |                      |                 |       |            |    |            |                      |                |       |            |    |            |                      |                |      |            |    |            |                      |                |           |            |    |            |                      |                 |       |           |    |            |                      |                 |       |           |    |            |                      |                |       |           |    |            |                      |                |      |           |    |            |                      |                |           |           |    |            |                      |                 |       |           |    |            |                       |                 |       |           |    |            |                       |                |       |           |    |            |                       |                |      |           |    |            |                       |                |           |           |    |            |
| V20GB606TRGFI6  | Ivory   | 6' (1.8m)           | GB               | 6" (152mm)                     | 1 GFCI, 11 Single 15A      |                                |                            |                 |       |            |    |            |                      |                 |       |            |    |            |                      |                |       |            |    |            |                      |                |      |            |    |            |                      |                |           |            |    |            |                      |                 |       |           |    |            |                      |                 |       |           |    |            |                      |                |       |           |    |            |                      |                |      |           |    |            |                      |                |           |           |    |            |                      |                 |       |           |    |            |                       |                 |       |           |    |            |                       |                |       |           |    |            |                       |                |      |           |    |            |                       |                |           |           |    |            |
| G20GB606TRGFI6  | Gray  | 6' (1.8m)           | GB               | 6" (152mm)                     | 1 GFCI, 11 Single 15A      |                                |                            |                 |       |            |    |            |                      |                 |       |            |    |            |                      |                |       |            |    |            |                      |                |      |            |    |            |                      |                |           |            |    |            |                      |                 |       |           |    |            |                      |                 |       |           |    |            |                      |                |       |           |    |            |                      |                |      |           |    |            |                      |                |           |           |    |            |                      |                 |       |           |    |            |                       |                 |       |           |    |            |                       |                |       |           |    |            |                       |                |      |           |    |            |                       |                |           |           |    |            |
| S20GB606TRGFI6  | Stainless   | 6' (1.8m)           | GB               | 6" (152mm)                     | 1 GFCI, 11 Single 15A      |                                |                            |                 |       |            |    |            |                      |                 |       |            |    |            |                      |                |       |            |    |            |                      |                |      |            |    |            |                      |                |           |            |    |            |                      |                 |       |           |    |            |                      |                 |       |           |    |            |                      |                |       |           |    |            |                      |                |      |           |    |            |                      |                |           |           |    |            |                      |                 |       |           |    |            |                       |                 |       |           |    |            |                       |                |       |           |    |            |                       |                |      |           |    |            |                       |                |           |           |    |            |

**NOTE:** GFCI module does not contain an outlet.

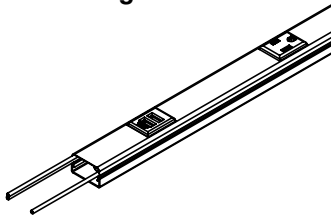
| Product   | Description/Specifications   |                     |                  |                                |                            |                                |                            |             |       |            |    |            |                 |             |       |            |    |            |                 |            |       |            |    |            |                 |            |      |            |    |            |                 |            |           |            |    |            |                 |             |       |           |    |            |                 |             |       |           |    |            |                 |            |       |           |    |            |                 |            |      |           |    |            |                 |            |           |           |    |            |                 |             |       |           |    |            |                  |             |       |           |    |            |                  |            |       |           |    |            |                  |            |      |           |    |            |                  |            |           |           |    |            |
|---|--|---------------------|------------------|--------------------------------|----------------------------|--------------------------------|----------------------------|-------------|-------|------------|----|------------|-----------------|-------------|-------|------------|----|------------|-----------------|------------|-------|------------|----|------------|-----------------|------------|------|------------|----|------------|-----------------|------------|-----------|------------|----|------------|-----------------|-------------|-------|-----------|----|------------|-----------------|-------------|-------|-----------|----|------------|-----------------|------------|-------|-----------|----|------------|-----------------|------------|------|-----------|----|------------|-----------------|------------|-----------|-----------|----|------------|-----------------|-------------|-------|-----------|----|------------|------------------|-------------|-------|-----------|----|------------|------------------|------------|-------|-----------|----|------------|------------------|------------|------|-----------|----|------------|------------------|------------|-----------|-----------|----|------------|
| <b>Tamper-Resistant Plugmold</b><br> | <p>Receptacles prevent the accidental insertion of foreign objects into receptacles reducing the risk of shocks or electrocution. Meets 2014 NEC section 406 requirements. Available in 3' (914mm), 5' (1.5m) and 6' (1.8m) lengths with 6" (152mm) receptacle spacing. 15A tamper-resistant receptacles.   3-wire, #12 THHN (1 hot, 1 neutral, and insulated ground conductor). .040" (1.0mm) steel housing. Packed 2 per carton. Each unit supplied with one (1) Coupling and two (2) Blank End Fittings.</p>  |                     |                  |                                |                            |                                |                            |             |       |            |    |            |                 |             |       |            |    |            |                 |            |       |            |    |            |                 |            |      |            |    |            |                 |            |           |            |    |            |                 |             |       |           |    |            |                 |             |       |           |    |            |                 |            |       |           |    |            |                 |            |      |           |    |            |                 |            |           |           |    |            |                 |             |       |           |    |            |                  |             |       |           |    |            |                  |            |       |           |    |            |                  |            |      |           |    |            |                  |            |           |           |    |            |
|   | <table border="1"> <thead> <tr> <th>CATALOG NO.</th> <th>FINISH</th> <th>LENGTH<br/>Feet (mm)</th> <th>WIRING<br/>CONFIG</th> <th>CENTER DISTANCE<br/>Inches (mm)</th> <th>OUTLETS<br/>QUANTITY &amp; TYPE</th> </tr> </thead> <tbody> <tr><td>WH20GB306TR</td><td>White</td><td>3' (915mm)</td><td>GB</td><td>6" (152mm)</td><td>6 Single TR 15A</td></tr> <tr><td>BK20GB306TR</td><td>Black</td><td>3' (915mm)</td><td>GB</td><td>6" (152mm)</td><td>6 Single TR 15A</td></tr> <tr><td>V20GB306TR</td><td>Ivory</td><td>3' (915mm)</td><td>GB</td><td>6" (152mm)</td><td>6 Single TR 15A</td></tr> <tr><td>G20GB306TR</td><td>Gray</td><td>3' (915mm)</td><td>GB</td><td>6" (152mm)</td><td>6 Single TR 15A</td></tr> <tr><td>S20GB306TR</td><td>Stainless</td><td>3' (915mm)</td><td>GB</td><td>6" (152mm)</td><td>6 Single TR 15A</td></tr> <tr><td>WH20GB506TR</td><td>White</td><td>5' (1.5m)</td><td>GB</td><td>6" (152mm)</td><td>9 Single TR 15A</td></tr> <tr><td>BK20GB506TR</td><td>Black</td><td>5' (1.5m)</td><td>GB</td><td>6" (152mm)</td><td>9 Single TR 15A</td></tr> <tr><td>V20GB506TR</td><td>Ivory</td><td>5' (1.5m)</td><td>GB</td><td>6" (152mm)</td><td>9 Single TR 15A</td></tr> <tr><td>G20GB506TR</td><td>Gray</td><td>5' (1.5m)</td><td>GB</td><td>6" (152mm)</td><td>9 Single TR 15A</td></tr> <tr><td>S20GB506TR</td><td>Stainless</td><td>5' (1.5m)</td><td>GB</td><td>6" (152mm)</td><td>9 Single TR 15A</td></tr> <tr><td>WH20GB606TR</td><td>White</td><td>6' (1.8m)</td><td>GB</td><td>6" (152mm)</td><td>11 Single TR 15A</td></tr> <tr><td>BK20GB606TR</td><td>Black</td><td>6' (1.8m)</td><td>GB</td><td>6" (152mm)</td><td>11 Single TR 15A</td></tr> <tr><td>V20GB606TR</td><td>Ivory</td><td>6' (1.8m)</td><td>GB</td><td>6" (152mm)</td><td>11 Single TR 15A</td></tr> <tr><td>G20GB606TR</td><td>Gray</td><td>6' (1.8m)</td><td>GB</td><td>6" (152mm)</td><td>11 Single TR 15A</td></tr> <tr><td>S20GB606TR</td><td>Stainless</td><td>6' (1.8m)</td><td>GB</td><td>6" (152mm)</td><td>11 Single TR 15A</td></tr> </tbody> </table> | CATALOG NO.         | FINISH           | LENGTH<br>Feet (mm)            | WIRING<br>CONFIG           | CENTER DISTANCE<br>Inches (mm) | OUTLETS<br>QUANTITY & TYPE | WH20GB306TR | White | 3' (915mm) | GB | 6" (152mm) | 6 Single TR 15A | BK20GB306TR | Black | 3' (915mm) | GB | 6" (152mm) | 6 Single TR 15A | V20GB306TR | Ivory | 3' (915mm) | GB | 6" (152mm) | 6 Single TR 15A | G20GB306TR | Gray | 3' (915mm) | GB | 6" (152mm) | 6 Single TR 15A | S20GB306TR | Stainless | 3' (915mm) | GB | 6" (152mm) | 6 Single TR 15A | WH20GB506TR | White | 5' (1.5m) | GB | 6" (152mm) | 9 Single TR 15A | BK20GB506TR | Black | 5' (1.5m) | GB | 6" (152mm) | 9 Single TR 15A | V20GB506TR | Ivory | 5' (1.5m) | GB | 6" (152mm) | 9 Single TR 15A | G20GB506TR | Gray | 5' (1.5m) | GB | 6" (152mm) | 9 Single TR 15A | S20GB506TR | Stainless | 5' (1.5m) | GB | 6" (152mm) | 9 Single TR 15A | WH20GB606TR | White | 6' (1.8m) | GB | 6" (152mm) | 11 Single TR 15A | BK20GB606TR | Black | 6' (1.8m) | GB | 6" (152mm) | 11 Single TR 15A | V20GB606TR | Ivory | 6' (1.8m) | GB | 6" (152mm) | 11 Single TR 15A | G20GB606TR | Gray | 6' (1.8m) | GB | 6" (152mm) | 11 Single TR 15A | S20GB606TR | Stainless | 6' (1.8m) | GB | 6" (152mm) |
| CATALOG NO.   | FINISH   | LENGTH<br>Feet (mm) | WIRING<br>CONFIG | CENTER DISTANCE<br>Inches (mm) | OUTLETS<br>QUANTITY & TYPE |                                |                            |             |       |            |    |            |                 |             |       |            |    |            |                 |            |       |            |    |            |                 |            |      |            |    |            |                 |            |           |            |    |            |                 |             |       |           |    |            |                 |             |       |           |    |            |                 |            |       |           |    |            |                 |            |      |           |    |            |                 |            |           |           |    |            |                 |             |       |           |    |            |                  |             |       |           |    |            |                  |            |       |           |    |            |                  |            |      |           |    |            |                  |            |           |           |    |            |
| WH20GB306TR   | White  | 3' (915mm)          | GB               | 6" (152mm)                     | 6 Single TR 15A            |                                |                            |             |       |            |    |            |                 |             |       |            |    |            |                 |            |       |            |    |            |                 |            |      |            |    |            |                 |            |           |            |    |            |                 |             |       |           |    |            |                 |             |       |           |    |            |                 |            |       |           |    |            |                 |            |      |           |    |            |                 |            |           |           |    |            |                 |             |       |           |    |            |                  |             |       |           |    |            |                  |            |       |           |    |            |                  |            |      |           |    |            |                  |            |           |           |    |            |
| BK20GB306TR   | Black  | 3' (915mm)          | GB               | 6" (152mm)                     | 6 Single TR 15A            |                                |                            |             |       |            |    |            |                 |             |       |            |    |            |                 |            |       |            |    |            |                 |            |      |            |    |            |                 |            |           |            |    |            |                 |             |       |           |    |            |                 |             |       |           |    |            |                 |            |       |           |    |            |                 |            |      |           |    |            |                 |            |           |           |    |            |                 |             |       |           |    |            |                  |             |       |           |    |            |                  |            |       |           |    |            |                  |            |      |           |    |            |                  |            |           |           |    |            |
| V20GB306TR  | Ivory  | 3' (915mm)          | GB               | 6" (152mm)                     | 6 Single TR 15A            |                                |                            |             |       |            |    |            |                 |             |       |            |    |            |                 |            |       |            |    |            |                 |            |      |            |    |            |                 |            |           |            |    |            |                 |             |       |           |    |            |                 |             |       |           |    |            |                 |            |       |           |    |            |                 |            |      |           |    |            |                 |            |           |           |    |            |                 |             |       |           |    |            |                  |             |       |           |    |            |                  |            |       |           |    |            |                  |            |      |           |    |            |                  |            |           |           |    |            |
| G20GB306TR  | Gray   | 3' (915mm)          | GB               | 6" (152mm)                     | 6 Single TR 15A            |                                |                            |             |       |            |    |            |                 |             |       |            |    |            |                 |            |       |            |    |            |                 |            |      |            |    |            |                 |            |           |            |    |            |                 |             |       |           |    |            |                 |             |       |           |    |            |                 |            |       |           |    |            |                 |            |      |           |    |            |                 |            |           |           |    |            |                 |             |       |           |    |            |                  |             |       |           |    |            |                  |            |       |           |    |            |                  |            |      |           |    |            |                  |            |           |           |    |            |
| S20GB306TR  | Stainless  | 3' (915mm)          | GB               | 6" (152mm)                     | 6 Single TR 15A            |                                |                            |             |       |            |    |            |                 |             |       |            |    |            |                 |            |       |            |    |            |                 |            |      |            |    |            |                 |            |           |            |    |            |                 |             |       |           |    |            |                 |             |       |           |    |            |                 |            |       |           |    |            |                 |            |      |           |    |            |                 |            |           |           |    |            |                 |             |       |           |    |            |                  |             |       |           |    |            |                  |            |       |           |    |            |                  |            |      |           |    |            |                  |            |           |           |    |            |
| WH20GB506TR   | White  | 5' (1.5m)           | GB               | 6" (152mm)                     | 9 Single TR 15A            |                                |                            |             |       |            |    |            |                 |             |       |            |    |            |                 |            |       |            |    |            |                 |            |      |            |    |            |                 |            |           |            |    |            |                 |             |       |           |    |            |                 |             |       |           |    |            |                 |            |       |           |    |            |                 |            |      |           |    |            |                 |            |           |           |    |            |                 |             |       |           |    |            |                  |             |       |           |    |            |                  |            |       |           |    |            |                  |            |      |           |    |            |                  |            |           |           |    |            |
| BK20GB506TR   | Black  | 5' (1.5m)           | GB               | 6" (152mm)                     | 9 Single TR 15A            |                                |                            |             |       |            |    |            |                 |             |       |            |    |            |                 |            |       |            |    |            |                 |            |      |            |    |            |                 |            |           |            |    |            |                 |             |       |           |    |            |                 |             |       |           |    |            |                 |            |       |           |    |            |                 |            |      |           |    |            |                 |            |           |           |    |            |                 |             |       |           |    |            |                  |             |       |           |    |            |                  |            |       |           |    |            |                  |            |      |           |    |            |                  |            |           |           |    |            |
| V20GB506TR  | Ivory  | 5' (1.5m)           | GB               | 6" (152mm)                     | 9 Single TR 15A            |                                |                            |             |       |            |    |            |                 |             |       |            |    |            |                 |            |       |            |    |            |                 |            |      |            |    |            |                 |            |           |            |    |            |                 |             |       |           |    |            |                 |             |       |           |    |            |                 |            |       |           |    |            |                 |            |      |           |    |            |                 |            |           |           |    |            |                 |             |       |           |    |            |                  |             |       |           |    |            |                  |            |       |           |    |            |                  |            |      |           |    |            |                  |            |           |           |    |            |
| G20GB506TR  | Gray   | 5' (1.5m)           | GB               | 6" (152mm)                     | 9 Single TR 15A            |                                |                            |             |       |            |    |            |                 |             |       |            |    |            |                 |            |       |            |    |            |                 |            |      |            |    |            |                 |            |           |            |    |            |                 |             |       |           |    |            |                 |             |       |           |    |            |                 |            |       |           |    |            |                 |            |      |           |    |            |                 |            |           |           |    |            |                 |             |       |           |    |            |                  |             |       |           |    |            |                  |            |       |           |    |            |                  |            |      |           |    |            |                  |            |           |           |    |            |
| S20GB506TR  | Stainless  | 5' (1.5m)           | GB               | 6" (152mm)                     | 9 Single TR 15A            |                                |                            |             |       |            |    |            |                 |             |       |            |    |            |                 |            |       |            |    |            |                 |            |      |            |    |            |                 |            |           |            |    |            |                 |             |       |           |    |            |                 |             |       |           |    |            |                 |            |       |           |    |            |                 |            |      |           |    |            |                 |            |           |           |    |            |                 |             |       |           |    |            |                  |             |       |           |    |            |                  |            |       |           |    |            |                  |            |      |           |    |            |                  |            |           |           |    |            |
| WH20GB606TR   | White  | 6' (1.8m)           | GB               | 6" (152mm)                     | 11 Single TR 15A           |                                |                            |             |       |            |    |            |                 |             |       |            |    |            |                 |            |       |            |    |            |                 |            |      |            |    |            |                 |            |           |            |    |            |                 |             |       |           |    |            |                 |             |       |           |    |            |                 |            |       |           |    |            |                 |            |      |           |    |            |                 |            |           |           |    |            |                 |             |       |           |    |            |                  |             |       |           |    |            |                  |            |       |           |    |            |                  |            |      |           |    |            |                  |            |           |           |    |            |
| BK20GB606TR   | Black  | 6' (1.8m)           | GB               | 6" (152mm)                     | 11 Single TR 15A           |                                |                            |             |       |            |    |            |                 |             |       |            |    |            |                 |            |       |            |    |            |                 |            |      |            |    |            |                 |            |           |            |    |            |                 |             |       |           |    |            |                 |             |       |           |    |            |                 |            |       |           |    |            |                 |            |      |           |    |            |                 |            |           |           |    |            |                 |             |       |           |    |            |                  |             |       |           |    |            |                  |            |       |           |    |            |                  |            |      |           |    |            |                  |            |           |           |    |            |
| V20GB606TR  | Ivory  | 6' (1.8m)           | GB               | 6" (152mm)                     | 11 Single TR 15A           |                                |                            |             |       |            |    |            |                 |             |       |            |    |            |                 |            |       |            |    |            |                 |            |      |            |    |            |                 |            |           |            |    |            |                 |             |       |           |    |            |                 |             |       |           |    |            |                 |            |       |           |    |            |                 |            |      |           |    |            |                 |            |           |           |    |            |                 |             |       |           |    |            |                  |             |       |           |    |            |                  |            |       |           |    |            |                  |            |      |           |    |            |                  |            |           |           |    |            |
| G20GB606TR  | Gray   | 6' (1.8m)           | GB               | 6" (152mm)                     | 11 Single TR 15A           |                                |                            |             |       |            |    |            |                 |             |       |            |    |            |                 |            |       |            |    |            |                 |            |      |            |    |            |                 |            |           |            |    |            |                 |             |       |           |    |            |                 |             |       |           |    |            |                 |            |       |           |    |            |                 |            |      |           |    |            |                 |            |           |           |    |            |                 |             |       |           |    |            |                  |             |       |           |    |            |                  |            |       |           |    |            |                  |            |      |           |    |            |                  |            |           |           |    |            |
| S20GB606TR  | Stainless  | 6' (1.8m)           | GB               | 6" (152mm)                     | 11 Single TR 15A           |                                |                            |             |       |            |    |            |                 |             |       |            |    |            |                 |            |       |            |    |            |                 |            |      |            |    |            |                 |            |           |            |    |            |                 |             |       |           |    |            |                 |             |       |           |    |            |                 |            |       |           |    |            |                 |            |      |           |    |            |                 |            |           |           |    |            |                 |             |       |           |    |            |                  |             |       |           |    |            |                  |            |       |           |    |            |                  |            |      |           |    |            |                  |            |           |           |    |            |

**NOTE:** Color codes: "V" for Ivory ScuffCoat™ finish, "BK" for Black ScuffCoat™ finish, "G" for Gray enamel finish, "WH" for white enamel finish, and "S" for stainless steel. Receptacle colors match extrusion colors except for stainless steel which has black receptacles and isolated ground versions which have orange receptacles.

All 2000 Series Plugmold products include two (2) 2010B Blank End Fittings and one (1) 2001 Base Coupling unless otherwise indicated in the product description.

### Plugmold 2000 Series Steel Multioutlet Systems Ordering Information

#### USB Plugmold



Available in 3' [914mm], 5' [1.5m] and 6' [1.8m] lengths with 6" [152mm] receptacle spacing. 15A tamper-resistant receptacles. 3-wire, #12 THHN (1 hot, 1 neutral, and insulated ground conductor rated for use on 20A circuits). .040" [1.0mm] steel housing. Packed 2 per carton. Each unit supplied with one (1) Coupling and two (2) Blank End Fittings. USB is 2.4 Amp (shared between 2 ports) 5VDC.

| USB PLUGMOLD CATALOG NO. | FINISH    | LENGTH |         | WIRING CONFIG | CENTER DISTANCE |         | OUTLETS QUANTITY & TYPE |     |
|--------------------------|-----------|--------|---------|---------------|-----------------|---------|-------------------------|-----|
|                          |           | Feet   | [mm]    |               | Inches          | [mm]    |                         |     |
| BK20GB306TRUSB           | Black     | 3'     | [915mm] | GB            | 6"              | [152mm] | 1 USB A, 5 Single       | 15A |
| BK20GB506TRUSB           | Black     | 5'     | [1.5m]  | GB            | 6"              | [152mm] | 1 USB A, 9 Single       | 15A |
| BK20GB606TRUSB           | Black     | 6'     | [1.8m]  | GB            | 6"              | [152mm] | 1 USB A, 11 Single      | 15A |
| G20GB306TRUSB            | Gray      | 3'     | [915mm] | GB            | 6"              | [152mm] | 1 USB A, 5 Single       | 15A |
| G20GB506TRUSB            | Gray      | 5'     | [1.5m]  | GB            | 6"              | [152mm] | 1 USB A, 9 Single       | 15A |
| G20GB606TRUSB            | Gray      | 6'     | [1.8m]  | GB            | 6"              | [152mm] | 1 USB A, 11 Single      | 15A |
| V20GB306TRUSB            | Ivory     | 3'     | [915mm] | GB            | 6"              | [152mm] | 1 USB A, 5 Single       | 15A |
| V20GB506TRUSB            | Ivory     | 5'     | [1.5m]  | GB            | 6"              | [152mm] | 1 USB A, 9 Single       | 15A |
| V20GB606TRUSB            | Ivory     | 6'     | [1.8m]  | GB            | 6"              | [152mm] | 1 USB A, 11 Single      | 15A |
| S20GB306TRUSB            | Stainless | 3'     | [915mm] | GB            | 6"              | [152mm] | 1 USB A, 5 Single       | 15A |
| S20GB506TRUSB            | Stainless | 5'     | [1.5m]  | GB            | 6"              | [152mm] | 1 USB A, 9 Single       | 15A |
| S20GB606TRUSB            | Stainless | 6'     | [1.8m]  | GB            | 6"              | [152mm] | 1 USB A, 11 Single      | 15A |
| WH20GB306TRUSB           | White     | 3'     | [915mm] | GB            | 6"              | [152mm] | 1 USB A, 5 Single       | 15A |
| WH20GB506TRUSB           | White     | 5'     | [1.5m]  | GB            | 6"              | [152mm] | 1 USB A, 9 Single       | 15A |
| WH20GB606TRUSB           | White     | 6'     | [1.8m]  | GB            | 6"              | [152mm] | 1 USB A, 11 Single      | 15A |

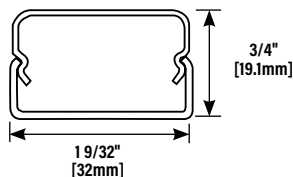
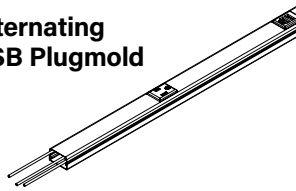
#### All USB Plugmold



Available in 3' [914mm], and 5' [1.5m] lengths with 12" spacing. USB is 2.4 Amps (shared between two ports) 5VDC. .040" [1.0mm] steel housing. Packed two per carton. Each unit supplied with one (1) Coupling and two (2) Blank End Fittings. Each USB module provides 2 ports with 2.4 Amps of shared charging. Please note the charging load on one module will not affect the charging performance of the other USB modules in the product.

| ALL USB PLUGMOLD CATALOG NO. | FINISH    | LENGTH |         | WIRING CONFIG | CENTER DISTANCE |         | OUTLETS QUANTITY & TYPE |
|------------------------------|-----------|--------|---------|---------------|-----------------|---------|-------------------------|
|                              |           | Feet   | [mm]    |               | Inches          | [mm]    |                         |
| BK20USB312                   | Black     | 3'     | [915mm] | USB           | 12"             | [305mm] | 3 USB A Modules         |
| BK20USB512                   | Black     | 5'     | [1.5m]  | USB           | 12"             | [305mm] | 5 USB A Modules         |
| G20USB312                    | Gray      | 3'     | [915mm] | USB           | 12"             | [305mm] | 3 USB A Modules         |
| G20USB512                    | Gray      | 5'     | [1.5m]  | USB           | 12"             | [305mm] | 5 USB A Modules         |
| V20USB312                    | Ivory     | 3'     | [915mm] | USB           | 12"             | [305mm] | 3 USB A Modules         |
| V20USB512                    | Ivory     | 5'     | [1.5m]  | USB           | 12"             | [305mm] | 5 USB A Modules         |
| S20USB312                    | Stainless | 3'     | [915mm] | USB           | 12"             | [305mm] | 3 USB A Modules         |
| S20USB512                    | Stainless | 5'     | [1.5m]  | USB           | 12"             | [305mm] | 5 USB A Modules         |
| WH20USB312                   | White     | 3'     | [915mm] | USB           | 12"             | [305mm] | 3 USB A Modules         |
| WH20USB512                   | White     | 5'     | [1.5m]  | USB           | 12"             | [305mm] | 5 USB A Modules         |

#### Alternating USB Plugmold



Available in 5' [1.5m] length with 9" spacing. 15A tamper-resistant receptacles. 3-wire, #12 THHN (1 hot, 1 neutral, and insulated ground conductor rated for use on 20A circuits). .040" [1.0 mm] steel housing. Packed two per carton. Each unit supplied with one (1) Coupling and two (2) Blank End Fittings. USB is 2.4 Amps (shared between two ports) 5VDC. Please note the charging load on one module will not affect the charging performance of the other USB modules in the product.

| ALTERNATING USB PLUGMOLD CATALOG NO. | FINISH    | LENGTH |        | WIRING CONFIG | CENTER DISTANCE |         | OUTLETS QUANTITY & TYPE             |
|--------------------------------------|-----------|--------|--------|---------------|-----------------|---------|-------------------------------------|
|                                      |           | Feet   | [mm]   |               | Inches          | [mm]    |                                     |
| BK20GB509TRUSBA                      | Black     | 5'     | [1.5m] | GB/USB        | 9"              | [229mm] | 3 Outlets/3 USB A Modules           |
| G20GB509TRUSBA                       | Gray      | 5'     | [1.5m] | GB/USB        | 9"              | [229mm] | 3 Outlets/3 USB A Modules           |
| V20GB509TRUSBA                       | Ivory     | 5'     | [1.5m] | GB/USB        | 9"              | [229mm] | 3 Outlets/3 USB A Modules           |
| S20GB509TRUSBA                       | Stainless | 5'     | [1.5m] | GB/USB        | 9"              | [229mm] | 3 Outlets/3 USB A Modules           |
| WH20GB509TRUSBA                      | White     | 5'     | [1.5m] | GB/USB        | 9"              | [229mm] | 3 Outlets/3 USB A Modules           |
| BK20GB509TRUAC                       | Black     | 5'     | [1.5m] | GB/USB        | 9"              | [229mm] | 3 Outlets/2 USB A & 1 USB C Modules |
| G20GB509TRUAC                        | Gray      | 5'     | [1.5m] | GB/USB        | 9"              | [229mm] | 3 Outlets/2 USB A & 1 USB C Modules |
| V20GB509TRUAC                        | Ivory     | 5'     | [1.5m] | GB/USB        | 9"              | [229mm] | 3 Outlets/2 USB A & 1 USB C Modules |
| S20GB509TRUAC                        | Stainless | 5'     | [1.5m] | GB/USB        | 9"              | [229mm] | 3 Outlets/2 USB A & 1 USB C Modules |
| WH20GB509TRUAC                       | White     | 5'     | [1.5m] | GB/USB        | 9"              | [229mm] | 3 Outlets/2 USB A & 1 USB C Modules |

**NOTE:** Color codes: "V" for Ivory ScuffCoat™ finish, "BK" for Black ScuffCoat™ finish, "G" for Gray enamel finish, "WH" for white enamel finish, and "S" for stainless steel. Receptacle colors match extrusion colors except for stainless steel which has black receptacles and isolated ground versions which have orange receptacles. All 2000 Series Plugmold products include two (2) 2010B Blank End Fittings and one (1) 2001 Base Coupling unless otherwise indicated in the product description.

**Plugmold 2000 Series Steel Multioutlet Systems Ordering Information**

| Cord-Ended Plugmold 2000 Series Steel Ordering Information |             |                  |                 |          |        |                 |                     |
|--|-------------|------------------|-----------------|----------|--------|-----------------|---------------------|
| CAT NO.  | UNIT LENGTH | OUTLETS QUANTITY | CORD SET LENGTH | TYPE     | SWITCH | CIRCUIT BREAKER | FINISH              |
| 20-C2*   | 3' 4" (1m)  | 6 Single         | 6' (1.8m)       | 12/3 SJT | No     | Yes             | Steel - Gray, Ivory |

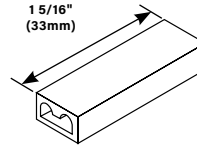
\* Use "V" prefix for Ivory ScuffCoat™ finish and "G" prefix for Gray enamel finish.

**V2000BC** (Ivory)  
**WH2000BC** (White)  
**G2000BC** (Gray)  
**BK2000BC** (Black)  
**S2000BC** (Stainless Steel)

**Base and Cover - 2000B Base:**  
.040" (1.0mm) steel; 2000C  
Cover: .025" (.6mm) steel.  
Packed ten 5' (1.5m) lengths of each per carton.



**W30/W30G**



**Pressure-Type Wire**

**Connectors** - This part comes with both 16-W30 and 8-W30G. W30 - For common connection of two, three, or four No. 12 or No.14 solid copper conductors. W30G - For connection of equipment grounding of two, three, or four No.12 or No. 14 AWG solid conductors. 300V maximum; 20A 105° C maximum.

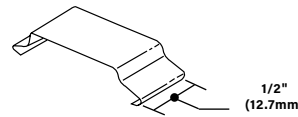
**NOTE: Not for use with aluminum conductors.**

**V2000B-5** (Ivory)  
**WH2000B-5** (White)  
**G2000B-5** (Gray)

**Raceway Base - .040" (1.0mm)** steel. Packed twenty 5' (1.5m) lengths per carton.



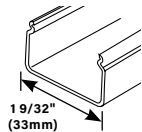
**2000WC**



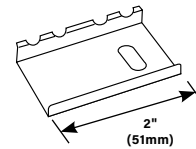
**Wire Clip (Plated)** - Use when conductors bypass receptacles. Not UL Listed.

**V2000B-10** (Ivory)  
**WH2000B-10** (White)

**Raceway Base - .040" (1.0mm)** steel. Packed ten 10' (3.05m) lengths per carton.



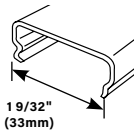
**2001**



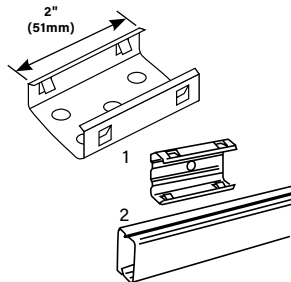
**Coupling (Galvanized Steel)** - Joins lengths of 2000 Series Raceway Base.

**V2000C** (Ivory)  
**WH2000C** (White)  
**G2000C** (Gray)

**Raceway Cover - .025" (.6mm)** steel. Packed twenty 5' (1.5m) lengths per carton. Has no receptacle hole cuts.



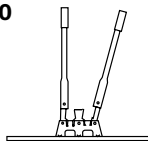
**V2003** (Ivory)  
**2003** (Plated Finish)



**2003 Supporting Clip -** Temporary support, while positioning lengths of raceway base. Use with 2000 Series Raceway.

- 2003 mounted on surface with No. 6 flathead screw.
- Plugmold 2000 snaps into 2003 Supporting Clip.

**620**



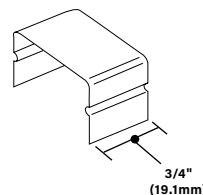
**Raceway Base and Cover Cutter** - Portable cutter for both 2000 Base and Cover.

**V2006** (Ivory)  
**WH2006** (White)  
**G2006** (Gray)  
**BK2006** (Black)  
**S2006** (Stainless Steel)

**2006 Cover Clip** - Covers seam where lengths of cover or base meet.

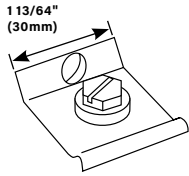
**620BCK**

**Replacement Blade Kit** - Replacement blades and die set for 620 Cutter.



**2000 Series Steel Raceway Fittings Ordering Information**

**2009**

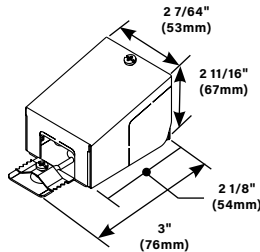


**Ground Clamp (Galvanized)** - Connects equipment grounding conductor to provide an additional ground to raceway.



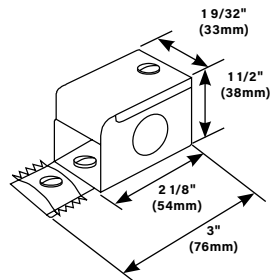
**V2010A3 (Ivory)**  
**WH2010A3 (White)**  
**G2010A3 (Gray)**  
**BK2010A3 (Black)**

**2010A3 Entrance End Fitting** - Offers larger capacity than V2010A2. 1/2" trade size KOs on end, each side and bottom. 3/4" trade size KOs on bottom and rear. Includes ground screw.



**V2010A2 (Ivory)**  
**WH2010A2 (White)**  
**G2010A2 (Gray)**  
**BK2010A2 (Black)**  
**S2010A2 (Stainless Steel)**

**2010A2 Entrance End Fitting** - Smallest entrance end fitting for connecting Plugmold 2000TR Series with 1/2" trade size conduit and armored cable connectors. 1/2" trade size KOs on end, each side and bottom. Includes ground screw.



**V2010B (Ivory)**  
**WH2010B (White)**  
**G2010B (Gray)**  
**BK2010B (Black)**  
**S2010B (Stainless Steel)**

**Blank End** - Closes off open end of 2000 Series Raceway.

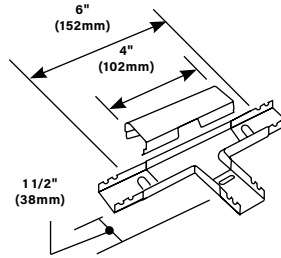


**V2011 (Ivory)**  
**WH2011 (White)**  
**G2011 (Gray)**  
**BK2011 (Black)**  
**S2011 (Stainless Steel)**

**90° Flat Elbow** - Right angle turns on same surface. Cover stop permits neat butting of 2000C Cover. Two couplings furnished.

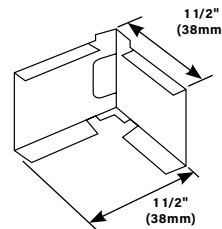


**V2015 (Ivory)**  
**WH2015 (White)**  
**G2015 (Gray)**  
**BK2015 (Black)**

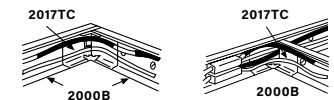


**Tee** - Branches raceway at right angles. Couplings furnished.

**2017TC**



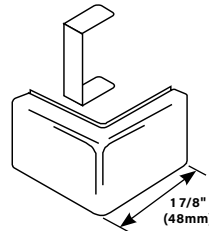
**Internal Corner Coupling** - Furnished with one fiber bushing.



1. 2017TC used as a corner coupling.
2. 2017TC used as a corner coupling and a straight-through fitting.

**V2018C (Ivory)**  
**WH2018C (White)**  
**G2018C (Gray)**  
**BK2018C (Black)**  
**S2018C (Stainless Steel)**

**External Elbow Cover** - Continues raceway runs around outside corner. Fills the gap when external corner is made by notching and bending the 2000 Base.

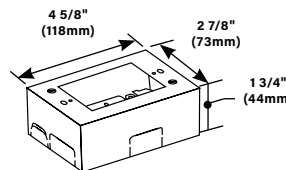


Corner Gap Filler snapped into place in 2018C.



**V2048 (Ivory)**  
**WH2048 (White)**  
**G2048 (Gray)**  
**BK2048 (Black)**  
**S2048 (Stainless Steel)**

**Single-Gang Device Box** - Cover has twistouts for 2000, 500 and 700 Series Raceways. Base has 1/2" trade size KO and rectangular KO for extension to wall box. Base has No. 10 threaded hole for ground connection.





## 2000 Series Steel Raceway Fittings Ordering Information

**V2048-2** (Ivory)  
**WH2048-2** (White)  
**G2048-2** (Gray)  
**BK2048-2** (Black)



**Two-Gang Device Box** - Cover has twistouts for 2000, 500 and 700 Series Raceways. Base has 1/2" trade size KO and rectangular KO for extension to wall box. Base has No.10 threaded hole for ground connection.

**V2089**



**Side Reducing Connector** - connects 2000 Series Plugmold with 500 Series Raceway through the side of 2000 Series Plugmold.

**V2051H** (Ivory)  
**WH2051H** (White)  
**G2051H** (Gray)  
**BK2051H** (Black)  
**S2051H** (Stainless Steel)



**Flush Plate Adapter** - Feeds 2000 Series Plugmold from an existing wall outlet. Equipped with 1/2" (12.7mm) threaded stud, toothed lock washer for grounding, threaded hole for and conduit bushing.

**V2089E**



**End Reducing Connector** - Connects 2000 Series Plugmold with 500 Series Raceway through the end of 2000 Series Plugmold.



Plugmold 2000 extended from wall outlet using 2051H.




2051H fastened to horizontally mounted wall box.



2051H fastened to vertically mounted wall box.

**V20-C2** (6 Foot Cord)  
**G20-C2** (15 Foot Cord)



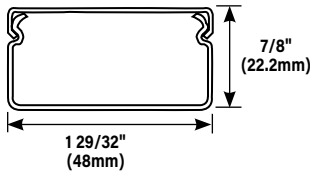
**Plug-In Outlet Center Unit** - Six outlets, steel housing with ivory (V20-C2) or gray finish (G20-C2). 6' (1.8m) cord. Length 40" (1m). Receptacle center-to-center 6" (152mm).

## 2000 Series Interconnectivity Fittings

| CONNECTION REQUIRED                      |                              | USE CATALOG NUMBER     |
|--|------------------------------|------------------------|
| FROM                                     | TO                           |                        |
| 500 Series Raceway                       | Side of Plugmold 2000 Series | V2089, V2048, V2048-2  |
| 500 Series Raceway                       | End of Plugmold 2000 Series  | V2089E, V2048, V2048-2 |
| Existing Outlet                          | Plugmold 2000 Series         | V2051H                 |
| 1/2" trade size Conduit or Armored Cable | End of Plugmold 2000 Series  | V2010A2, V2010A3       |

**Plugmold 2400 Series Steel Multioutlet Systems**

| 2400 Series Plugmold Wire Fill Capacities for Power |                     |        |       |                                   |
|---|---------------------|--------|-------|-----------------------------------|
| CABLE TYPE  | WIRE SIZE THHN/THWN | O.D.   |       | NO. OF CONDUCTORS (40% FILL) 2400 |
|   |                     | Inches | (mm)  |                                   |
| POWER WIRING WITHOUT DEVICES                        | 10 AWG              | 0.166  | (4.2) | 26                                |
|   | 12 AWG              | 0.130  | (3.3) | 41                                |
|   | 14 AWG              | 0.111  | (2.8) | 57                                |
| POWER WIRING WITH DEVICES (Plugmold Series)         | 8 AWG               | 0.218  | (5.5) | 2                                 |
|   | 10 AWG              | 0.153  | (3.9) | 6                                 |
|   | 12 AWG              | 0.122  | (3.1) | 10                                |
|   | 14 AWG              | 0.105  | (2.7) | -                                 |



**Plugmold 2400 Series Steel Part Numbering System**

**2400 Series Steel Plugmold Series w/Simplex Receptacle - Example: 24GBA512**



| <b>V</b>  | <b>24</b> | <b>G B A</b>          | <b>5</b>  | <b>12</b>  |
|-----------|-----------|-----------------------|---|--|
| COLOR:    | RACEWAY:  | WIRING CONFIGURATION: | LENGTH:   | CENTER DISTANCE:                                       |
| Ivory = V | 2400 = 24 | GB = GB<br>GBA = GBA  | 36" (915mm) = 3<br>60" (1.5m) = 5<br>72" (1.8m) = 6 | 6" (152mm) = 6<br>12" (305mm) = 12<br>18" (457mm) = 18 |

**2400 Series Steel Plugmold Series w/Duplex Receptacle - Example: 24SGBX3618I**

| <b>24S</b> | <b>36</b>  | <b>18</b>  | <b>G B X</b>                        | <b>99IV</b>  |
|------------|--|--|-------------------------------------|--------------|
| RACEWAY:   | LENGTH:  | CENTER DISTANCE:   | WIRING CONFIGURATION:               | COLOR:       |
| 2400 = 24S | 36" (915mm) = 36<br>60" (1.5m) = 60<br>72" (1.8m) = 72 | 12" (305mm) = 12<br>18" (457mm) = 18<br>24" (610mm) = 24 | GBX = GBX<br>GBA = GBA<br>IGX = IGX | Ivory = 99IV |

**NOTE:** Not all combinations of color, wiring configurations, length, and center distance are available as standard products. For additional information, contact Wiremold Technical Support at 1-844-957-3783.

**NOTE:** Color codes: "V" for Ivory ScuffCoat™ finish. Receptacle colors match extrusion colors except for isolated ground versions which have orange receptacles.

\* All 2400 Series Plugmold products include two (2) 2410B Blank End Fittings and one (1) 2401 Base Coupling unless otherwise indicated in the product description.

## Plugmold 2400 Series Steel Multioutlet Systems Ordering Information

| Product | Description/Specifications |
|---------|----------------------------|
|---------|----------------------------|

**Plugmold 2400 Series**

Available in 3' (914mm), 5' (1.5m) and 6' (1.8m) lengths with 6" (152mm), 12" (305mm), 18" (457mm) and 24" (608mm) receptacle spacing. 20A receptacles. 3-wire, #12 THHN (1 hot, 1 neutral, and insulated ground conductor). .040" (1.0mm) steel housing. Packed 2 per carton. Each unit supplied with one (1) Coupling and two (2) Blank End Fittings.



| CATALOG NO.    | FINISH | LENGTH<br>Feet (mm) | WIRING<br>CONFIG | CENTER DISTANCE<br>Inches (mm) | OUTLETS<br>QUANTITY & TYPE |
|----------------|--------|---------------------|------------------|--------------------------------|----------------------------|
| V24GB306       | Ivory  | 3' (915mm)          | GB               | 6" (152mm)                     | 6 Single 20A               |
| 24S3612GBX99IV | Ivory  | 3' (915mm)          | GB               | 12" (305mm)                    | 3 Duplex 20A               |
| 24S3612GBA99IV | Ivory  | 3' (915mm)          | GBA              | 12" (305mm)                    | 3 Duplex 20A               |
| V24GB506       | Ivory  | 5' (1.5m)           | GB               | 6" (152mm)                     | 10 Single 20A              |
| V24GB512       | Ivory  | 5' (1.5m)           | GB               | 12" (305mm)                    | 5 Single 20A               |
| V24GBA512      | Ivory  | 5' (1.5m)           | GBA              | 12" (305mm)                    | 5 Single 20A               |
| 24S6012GBX99IV | Ivory  | 5' (1.5m)           | GB               | 12" (305mm)                    | 5 Duplex 20A               |
| 24S6012GBA99IV | Ivory  | 5' (1.5m)           | GBA              | 12" (305mm)                    | 5 Duplex 20A               |
| 24S6012IGX99IV | Ivory  | 5' (1.5m)           | IG               | 12" (305mm)                    | 5 Duplex 20A               |
| V24GB606       | Ivory  | 6' (1.8m)           | GB               | 6" (152mm)                     | 12 Single 20A              |
| V24GB612       | Ivory  | 6' (1.8m)           | GB               | 12" (305mm)                    | 6 Single 20A               |
| V24GBA612      | Ivory  | 6' (1.8m)           | GBA              | 12" (305mm)                    | 6 Single 20A               |
| V24GB618       | Ivory  | 6' (1.8m)           | GB               | 18" (457mm)                    | 4 Single 20A               |
| V24GBA618      | Ivory  | 6' (1.8m)           | GBA              | 18" (457mm)                    | 4 Single 20A               |
| 24S7212GBX99IV | Ivory  | 6' (1.8m)           | GB               | 12" (305mm)                    | 6 Duplex 20A               |
| 24S7224GBA99IV | Ivory  | 6' (1.8m)           | GBA              | 24" (608mm)                    | 3 Duplex 20A               |
| 24S7218GBX99IV | Ivory  | 6' (1.8m)           | GB               | 18" (457mm)                    | 4 Duplex 20A               |
| 24S7224GBX99IV | Ivory  | 6' (1.8m)           | GB               | 24" (608mm)                    | 3 Duplex 20A               |
| 24S7218IGX99IV | Ivory  | 6' (1.8m)           | IG               | 18" (457mm)                    | 4 Duplex 20A               |
| 24S7212IGX99IV | Ivory  | 6' (1.8m)           | IG               | 12" (305mm)                    | 6 Duplex 20A               |
| 24S7224IGX99IV | Ivory  | 6' (1.8m)           | IG               | 24" (608mm)                    | 3 Duplex 20A               |
| 24S7212GBA99IV | Ivory  | 6' (1.8m)           | GBA              | 12" (305mm)                    | 6 Duplex 20A               |
| 24S7218GBA99IV | Ivory  | 6' (1.8m)           | GBA              | 18" (457mm)                    | 4 Duplex 20A               |

**NOTE:** Color codes: "V" for Ivory ScuffCoat™ finish. Receptacle colors match extrusion colors except for isolated ground versions which have orange receptacles.

All 2400 Series Plugmold products include two (2) 2410B Blank End Fittings and one (1) 2401 Base Coupling unless otherwise indicated in the product description.

### 2400 Series Plugmold Wiring Configurations

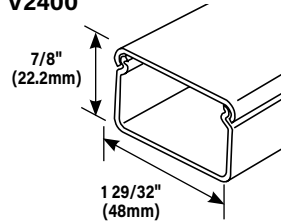
|  |  |   | With Snapicoil   |  |
|--|--|---|--|--|
| <p><b>GB Series:</b><br/>3-wire, #12 THHN (1 hot, 1 neutral and 1 ground), 1 circuit; has insulated grounding conductor.</p> | <p><b>GBA Series:</b><br/>4-wire, #12 THHN (2 hot, 1 neutral and 1 ground), 2 circuit; outlets wired alternately; has insulated grounding conductor.</p> | <p><b>IG Series:</b><br/>3-wire, #12 THHN (1 hot, 1 neutral and 1 ground), 1 circuit; has insulated-isolated grounding conductor. Orange receptacles.</p> | <p><b>GB Series:</b><br/>3-wire, #12 THHN (1 hot, 1 neutral and 1 ground), 1 circuit; has insulated grounding conductor.</p> | <p><b>GBA Series:</b><br/>4-wire, #12 THHN (2 hot, 1 neutral and 1 ground), 2 circuit; outlets wired alternately; has insulated grounding conductor.</p> |

**NOTE:** SNAPICOIL REELS on custom order. Snapicoil harness is available on reels if lengths greater than 50' are needed, or if multiple lengths are required for production-type jobs. The maximum length per reel is 240' for Snapicoil with outlets 12" and 18" on centers; 500' with outlets 30" on center. Packaging includes the necessary number of lengths of base, holecut cover, wire clips, and couplings for complete installation. Price and delivery information should be obtained prior to specifying or ordering. To specify or order, add "R" to the Snapicoil number. Ex: V24GB12R. Other outlet spacings available on custom order.

Receptacles are made from high impact thermoplastic. Snapicoil packaging includes the necessary lengths of 2400B Base, 2400C Hole Cut Cover, 2400WC Wire Clips, and 2401 Couplings for complete installation.

## 2400 Series Steel Raceway Fittings Ordering Information

### V2400



**Base and Cover –**  
Base – V2400B .040" (1.0mm) steel.  
Cover – V2400C .040" (1.0mm) steel.  
Also available in custom colors.

**Country of Origin: USA**

**Cross-Sectional Area:**  
1.39in<sup>2</sup> (897mm<sup>2</sup>)

| ITEM         | CAT. NO. | LENGTH    | MATERIAL   |
|--------------|----------|-----------|------------|
| Base         | V2400B   | 5' (1.5m) | .040 Steel |
| Cover        | V2400C   | 5' (1.5m) | .025 Steel |
| Base & Cover | V2400BC  | 5' (1.5m) | .025 Steel |

### V2410C



**Entrance End Fitting –** Has 1/2" and 3/4" trade size KOs on end and bottom. Additional 1/2" trade size KO on sides.

**Country of Origin: USA**

### V2411M



**90° Flat Elbow –** For right angle turns on the same surface (nonmetallic cover).

**Country of Origin: USA**

### 2401



**Coupling –** For joining lengths of raceway. Use with V2400 Series.

**Country of Origin: USA**

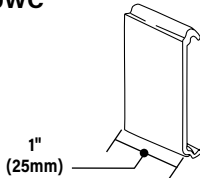
### V2417M



**Internal Elbow –** For making internal 90° corners. All steel construction.

**Country of Origin: USA**

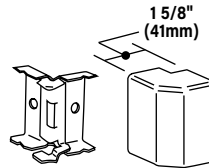
### 2400WC



**Wire Clip –** Holds conductors in place in raceway.

**Country of Origin: USA**

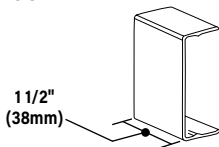
### V2418M



**External Elbow –** For covering outside corners (nonmetallic cover).

**Country of Origin: USA**

### V2406



**Cover Clip –** For covering joint where lengths of cover or base adjoin. Use with V2400 Series (nonmetallic).

**Country of Origin: USA**

### V2451H



**Back Feed Fitting –** For feeding 2400 Series Raceway from an existing outlet box. Equipped with 1/2" trade size male bushing and locknut washer for grounding.

**Country of Origin: USA**

### 2409



**Ground Clamp –** No. 10 ground screw provided. Use with V2400 Series Raceway.

**Country of Origin: USA**

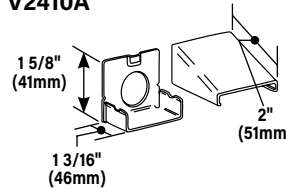
### V2448 V2448-2



**Device Box –** Base has 1/2" trade size KO and rectangular KO for extension to wall box. Has #10 threaded hole for ground connection. Cover has twistouts for 500/700 Series Raceway on each end and twistouts for 2400 Series Raceway on each side.

**Country of Origin: USA**

### V2410A

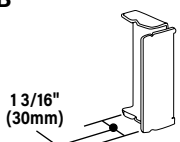


**Entrance End –** For connecting V2400 with 1/2" trade size conduit and armored cable. Use with V2400 Series Raceway.

**Country of Origin: USA**

| CAT. NO. | L              | W              | D             | GANG # |
|----------|----------------|----------------|---------------|--------|
| V2448    | 4 5/8" (117mm) | 2 7/8" (73mm)  | 1 3/4" (44mm) | 1      |
| V2448-2  | 4 3/4" (121mm) | 4 3/4" (121mm) | 1 3/4" (44mm) | 2      |

### V2410B



**Blank End –** For closing open end of V2400 Series Raceway.

**Country of Origin: USA**

## 2400 Series Steel Raceway Fittings Ordering Information

**V2444**  
**V2444-2**



**Extra Deep Device Box** – Base has rectangular knockout to enable extension from existing single-gang flush wall box and 1/2" and 1" concentric KOs. Cover has twistouts for 500/700 Series Raceway on each end and twistouts for 2400 Series Raceway on each side.

**Country of Origin: USA**

| CAT. NO. | L              | W              | D             | GANG # |
|----------|----------------|----------------|---------------|--------|
| V2444    | 4 5/8" (117mm) | 2 7/8" (73mm)  | 2 3/4" (44mm) | 1      |
| V2444-2  | 4 3/4" (121mm) | 4 3/4" (121mm) | 2 3/4" (44mm) | 2      |

**V2489**



**Side Reducing Connector** – For connecting V2400 Series Raceway with V500 Series Raceway.

**Country of Origin: USA**

**624**



**2400 and 2400BD Raceway & Cover Cutter** – Portable cutter for 2400B and 2400BD Raceway and Cover. Tooled steel construction for clean and easy square cuts. Total manual operation.

**Country of Origin: USA**

**624BCK**

**Replacement Blade Kit** – Replacement blades and die set for 624 Cutter.

**Country of Origin: USA**

**V2427GA**



**Duplex Receptacle** – 3-wire, 15A, 125V, NEMA 5-15R. Provided with 10 1/2" (267mm) pigtails and inline splice connectors.

**Country of Origin: USA**

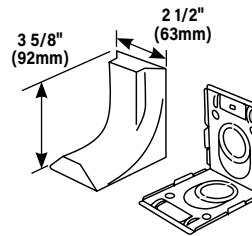
**V2427GT**



**Duplex Receptacle** – 3-wire, 20A, 125V, NEMA 5-20R. Provided with 10 1/2" (267mm) pigtails and inline splice connectors.

**Country of Origin: USA**

**2686FO**



**FiberReady Transition Feed Fitting** – Eliminates offsetting V2400 in connecting with surface panel boxes. Has 3/4" and 1" concentric trade size KOs with 1" trade size KO elongated so adjustment from surface to center of bushing is 1" (25mm) minimum to 1 5/8" (41mm) maximum. Has twistouts for transition to Pancake 1500 and 2600 Series Raceway.

**Country of Origin: USA**

**IG2427GA**



**Isolated Ground Duplex Receptacle** – 3-wire, 15A, 125V NEMA 5-15R. Provided with 10 1/2" (267mm) pigtails and inline splice connectors.

**Country of Origin: USA**

**IG2427GT**



**Isolated Ground Duplex Receptacle** – 3-wire, 20A, 125V NEMA 5-20R. Provided with 10 1/2" (267mm) pigtails and inline splice connectors.

**Country of Origin: USA**

**V2426**



**Lamp Holder** – Medium base lamp holder 660W, 250V. Black, general purpose phenolic.

**Country of Origin: USA**

## Aluminum Plugmold® Multioutlet Systems

Aluminum Plugmold® Multioutlet Systems offer an attractive choice for hospital and commercial labs, as well as for residential applications. The durable finish offers both aesthetics and corrosion resistance. Aluminum Plugmold Series is available in single and alternating circuits, with standard or isolated ground tamper-resistant receptacles. It can also be customized to meet virtually any job requirement.



The durable corrosion-resistant finish of Aluminum Plugmold Series makes it an ideal solution for use in laboratories.

**Plugmold AL2000 Series Wire Fill Capacities for Power**

| CABLE TYPE  | WIRE SIZE<br>THHN/THWN | O.D.   |       | NO. OF CONDUCTORS<br>(40% FILL)<br>AL2000 |
|---|------------------------|--------|-------|---|
|   |                        | Inches | (mm)  |   |
| POWER WIRING<br>WITHOUT DEVICES                   | 8 AWG                  | 0.216  | (5.5) | 12  |
|   | 10 AWG                 | 0.166  | (4.2) | 24  |
|   | 12 AWG                 | 0.130  | (3.3) | 38  |
|   | 14 AWG                 | 0.111  | (2.8) | 51  |
| POWER WIRING<br>WITH DEVICES<br>(Plugmold Series) | 8 AWG                  | 0.218  | (5.5) | -   |
|   | 10 AWG                 | 0.153  | (3.9) | 3   |
|   | 12 AWG                 | 0.122  | (3.1) | 6   |
|   | 14 AWG                 | 0.105  | (2.7) | 8   |

**Plugmold AL2400 Series Wire Fill Capacities for Power**

| CABLE TYPE  | WIRE SIZE<br>THHN/THWN | O.D.   |       | NO. OF CONDUCTORS<br>(40% FILL)<br>AL2000 |
|---|------------------------|--------|-------|---|
|   |                        | Inches | (mm)  |   |
| POWER WIRING<br>WITHOUT DEVICES                   | 6 AWG                  | 0.254  | (6.5) | 13  |
|   | 8 AWG                  | 0.216  | (5.5) | 18  |
|   | 10 AWG                 | 0.164  | (4.2) | 37  |
|   | 12 AWG                 | 0.130  | (3.3) | 58  |
|   | 14 AWG                 | 0.111  | (2.8) | 78  |
| POWER WIRING<br>WITH DEVICES<br>(Plugmold Series) | 6 AWG                  | 0.254  | (6.5) | 3   |
|   | 8 AWG                  | 0.216  | (5.5) | 4   |
|   | 10 AWG                 | 0.164  | (4.2) | 8   |
|   | 12 AWG                 | 0.130  | (3.3) | 12  |
|   | 14 AWG                 | 0.111  | (2.8) | 16  |

## Plugmold AL2000 Series Steel Multioutlet Systems Ordering Information

### Plugmold AL2000 Series Aluminum Part Numbering System

AL2000 Series Aluminum Plugmold Series – Example: AL20GB306TR



|                                       |  |  |  |                              |              |
|---------------------------------------|--|--|--|------------------------------|--------------|
| <b>AL</b>                             | <b>20</b>  | <b>GB</b>  | <b>3</b>   | <b>06</b>                    | <b>TR</b>    |
| <b>COLOR:</b>                         | <b>RACEWAY:</b>  | <b>WIRING CONFIGURATION:</b>   | <b>LENGTH:</b>   | <b>CENTER DISTANCE:</b>      | <b>TYPE:</b> |
| Aluminum = <b>AL</b> 2000 = <b>20</b> | <b>GB</b> = <b>GB</b><br><b>GBA</b> = <b>GBA</b><br><b>IG</b> = <b>IG*</b> | 24" (608mm) = <b>2</b><br>36" (915mm) = <b>3</b><br>60" (1.5m) = <b>5</b><br>72" (1.8m) = <b>6</b> | 6" (152mm) = <b>6</b><br>9" (229mm) = <b>9</b><br>12" (305mm) = <b>12</b><br>18" (457mm) = <b>18</b> | Tamper-Resistant = <b>TR</b> |              |

**NOTE:** Not all combinations of color, wiring configurations, length, and center distance are available as standard products. For additional information on custom options, contact Wiremold Technical Support at 1-844-957-3783.

**NOTE:** AL2000 Series Aluminum Plugmold products are available in an anodized finish with gray receptacles.

\* All AL2000 Series Plugmold products include two (2) AL2010B Blank End Fittings and one (1) AL2001 Base Coupling unless otherwise indicated in the product description.

### Plugmold AL2000 Series Aluminum Multioutlet Systems Ordering Information

| Product | Description/Specifications |
|---------|----------------------------|
|---------|----------------------------|

#### Plugmold AL2000 Series

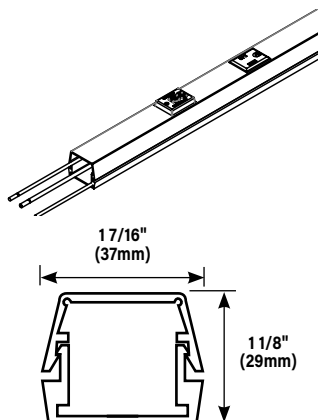
Available in 3' (914mm), 5' (1.5m) and 6' (1.8m) lengths with 6" (152mm), 12" (305mm) and 18" (457mm) receptacle spacing. 15A tamper-resistant receptacles. 3-wire, #12 THHN (1 hot, 1 neutral, and insulated ground conductor). Packed 2 per carton. Each unit supplied with one (1) Coupling and two (2) Blank End Fittings.



| CATALOG NO.  | FINISH   | LENGTH<br>Feet (mm) | WIRING<br>CONFIG | CENTER DISTANCE<br>Inches (mm) | OUTLETS<br>QUANTITY & TYPE |
|--------------|----------|---------------------|------------------|--------------------------------|----------------------------|
| AL20GB306TR  | Aluminum | 3' (915mm)          | GB               | 6" (152mm)                     | 6 Single 15A               |
| AL20GB506TR  | Aluminum | 5' (1.5m)           | GB               | 6" (152mm)                     | 10 Single 15A              |
| AL20GB512TR  | Aluminum | 5' (1.5m)           | GB               | 12" (305mm)                    | 5 Single 15A               |
| AL20GB606TR  | Aluminum | 6' (1.8m)           | GB               | 6" (152mm)                     | 12 Single 15A              |
| AL20GB612TR  | Aluminum | 6' (1.8m)           | GB               | 12" (305mm)                    | 6 Single 15A               |
| AL20GB618TR  | Aluminum | 6' (1.8m)           | GB               | 18" (457mm)                    | 4 Single 15A               |
| AL20GBA606TR | Aluminum | 6' (1.8m)           | GBA              | 6" (152mm)                     | 12 Single 15A              |
| AL20GBA612TR | Aluminum | 6' (1.8m)           | GBA              | 12" (305mm)                    | 6 Single 15A               |
| AL20GBA618TR | Aluminum | 6' (1.8m)           | GBA              | 18" (457mm)                    | 4 Single 15A               |

#### Aluminum GFCI Plugmold

GFCI Module provides downstream protection for all outlets and connections. Available in 3' (914mm), 5' (1.5m) and 6' (1.8m) lengths with 6" (152mm) receptacle spacing. 15A tamper-resistant receptacles. 3-wire, #12 THHN (1 hot, 1 neutral, and insulated ground conductor). Packed 2 per carton. Each unit supplied with one (1) Coupling and two (2) Blank End Fittings. GFCI Class A 20A 125V 60Hz.



| CATALOG NO.     | FINISH   | LENGTH<br>Feet (mm) | WIRING<br>CONFIG | CENTER DISTANCE<br>Inches (mm) | OUTLETS<br>QUANTITY & TYPE |
|-----------------|----------|---------------------|------------------|--------------------------------|----------------------------|
| AL20GB306TRGFI6 | Aluminum | 3' (915mm)          | GB               | 6" (152mm)                     | 1 GFCI, 5 Single 15A       |
| AL20GB506TRGFI6 | Aluminum | 5' (1.5m)           | GB               | 6" (152mm)                     | 1 GFCI, 9 Single 15A       |

**NOTE:** GFCI module does not contain an outlet.

## Plugmold AL2000 Series Steel Multioutlet Systems Ordering Information

| Product | Description/Specifications |
|---------|----------------------------|
|---------|----------------------------|

### Aluminum All USB Plugmold

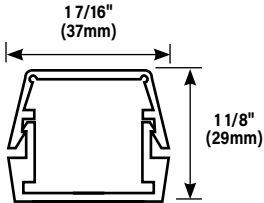
Available in 3' (914mm), and 5' (1.5m) lengths with 12" spacing. USB is 2.4 Amps (shared between two ports) 5VDC. Packed two per carton. Each unit supplied with one (1) Coupling and two (2) Blank End Fittings.



| CATALOG NO. | FINISH   | LENGTH<br>Feet (mm) | WIRING<br>CONFIG | CENTER DISTANCE<br>Inches (mm) | OUTLETS<br>QUANTITY & TYPE |
|-------------|----------|---------------------|------------------|--------------------------------|----------------------------|
| AL20USB312  | Aluminum | 3' (915mm)          | USB              | 12" (305mm)                    | 3 USB Modules              |
| AL20USB512  | Aluminum | 5' (1.5m)           | USB              | 12" (305mm)                    | 5 USB Modules              |

### Aluminum Alternating USB Plugmold

Available in 5' (1.5m) length with 9" spacing. 15A tamper-resistant receptacles. 3-wire, #12 THHN (1 hot, 1 neutral and insulated ground conductor). Packed two per carton. Each unit supplied with one (1) Coupling and two (2) Blank End Fittings. USB Type-A Module is 2.4 Amps (shared between two ports) 5VDC. USB Type-C module is a single 30W Power Delivery port. Please note the charging load on one module will not affect the charging performance of the other USB modules in the product.



| CATALOG NO.     | FINISH   | LENGTH<br>Feet (mm) | WIRING<br>CONFIG | CENTER DISTANCE<br>Inches (mm) | OUTLETS<br>QUANTITY & TYPE                  |
|-----------------|----------|---------------------|------------------|--------------------------------|---|
| AL20GB509TRUSBA | Aluminum | 5' (1.5m)           | GB/USB           | 9"(229mm)                      | 3 Outlets/3USB Modules                      |
| AL20GB509TRUAC  | Aluminum | 5' (1.5m)           | GB/USB           | 9" (229mm)                     | 3 Outlets/2 USB-Amodules/<br>1 USB-C Module |

**NOTE:** AL2000 Series Aluminum Plugmold products are available in an anodized finish with gray receptacles. ....

All AL2000 Series Plugmold products include two (2) AL2010B Blank End Fittings and one (1) AL2001 Base Coupling unless otherwise indicated in the product description.



## AL2000/AL2400 Series Aluminum Raceway Fittings Ordering Information

### AL2000

**Base and Cover** – 6063-T5 extruded aluminum, satin anodized finish, .060" (1.5mm) nominal thickness.

**Country of Origin: USA**

**Cross-Sectional Area:**  
1in<sup>2</sup> (645mm<sup>2</sup>)



### AL2400

**Capacity:** 1.7 in.<sup>2</sup> (1097mm<sup>2</sup>)



| ITEM  | CAT. NO.   | LENGTH    |
|-------|------------|-----------|
| Base  | AL2000B-5  | 5' (1.5m) |
| Cover | AL2000C-5  | 5' (1.5m) |
| Base  | AL2000B-10 | 10' (3.m) |
| Base  | AL2400B-5  | 5' (1.5m) |
| Cover | AL2400C    | 5' (1.5m) |
| Base  | AL2400B-10 | 10' (3.m) |

### AL2003

**Supporting Clip** – Mount to surface with No. 8 flathead screws. Use with AL2000 Series.

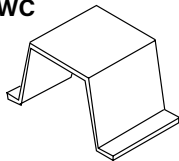
**Country of Origin: USA**



### AL2000WC AL2400WC

**Wire Clip** – Holds conductors in place in raceway (nonmetallic).

**Country of Origin: USA**



### W30/W30G

#### Pressure-Type Wire

**Connectors - W30** – For common connection of two, three, or four No. 12 or No.14 solid copper conductors (White).

**W30G** – For connection of equipment grounding of 2, 3, or 4 solid conductors No. 14 or No. 12 AWG (Green). 300V maximum; 20A 105° C maximum.

**Country of Origin: USA**

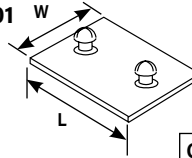
**NOTE:** Not for use with aluminum conductors.



### AL2001 AL2401

**Coupling** – For joining lengths of raceway. Use with AL2000 Series.

**Country of Origin: USA**

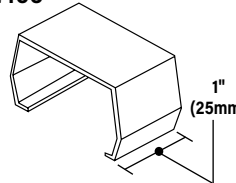


| CAT NO. | L             | W             |
|---------|---------------|---------------|
| AL2001  | 1 5/8" (41mm) | 1 1/2" (38mm) |
| AL2401  | 3" (76mm)     | 1 3/4" (44mm) |

### AL2006 AL2406

**Cover Clip** – For covering joint where lengths of cover or base adjoin. Use with AL2000 Series.

**Country of Origin: USA**



### AL2009

**Ground Clamp** – Use with AL2000 Series.

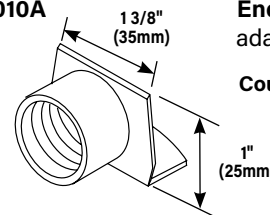
**Country of Origin: USA**



### AL2010A

**End Fitting** – With 1/2" hub adapter. Use with AL2000 Series.

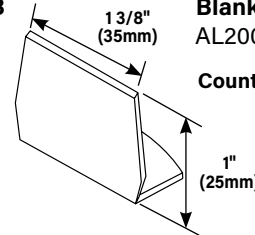
**Country of Origin: USA**



### AL2010B

**Blank End** – Use with AL2000 Series.

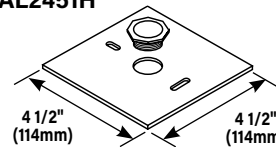
**Country of Origin: USA**



### AL2051H AL2451H

**Box Adapter** – For feeding raceway from an existing wall outlet.

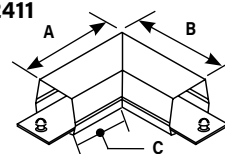
**Country of Origin: USA**



### AL2011 AL2411

**90° Flat Elbow** – For right angle turn on same surface. Comes with two couplings.

**Country of Origin: Mexico**



| CAT NO. | A          | B          | C              |
|---------|------------|------------|----------------|
| AL2011  | 3" (76mm)  | 3" (76mm)  | 1 9/16" (40mm) |
| AL2411  | 4" (102mm) | 4" (102mm) | 2" (51mm)      |

## AL2000/AL2400 Series Aluminum Raceway Fittings Ordering Information

**AL2015  
AL2415**

**Tee** – For branch connection of two runs of AL2000 Raceway. Three couplings furnished.

**Country of Origin: Mexico**



| CAT NO. | A              | B          | C              |
|---------|----------------|------------|----------------|
| AL2015  | 1 7/16" (37mm) | 4" (102mm) | 1 9/16" (40mm) |
| AL2415  | 4" (102mm)     | 6" (152mm) | 2" (51mm)      |

**AL2409**

**Ground Clamp** – Use with AL2400 Series.

**Country of Origin: USA**



**AL2010B**

**Blank End** – Use with AL2000 Series.

**Country of Origin: USA**



**AL2017  
AL2417**

**Internal Elbow** – For bending around internal corners. Two couplings furnished.

**Country of Origin: Mexico**

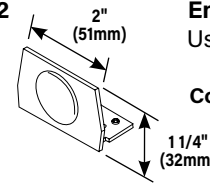


| CAT NO. | A          |
|---------|------------|
| AL2017  | 3" (76mm)  |
| AL2417  | 4" (102mm) |

**AL2410B2**

**End Fitting** – With 1/2" plastic KO. Use with AL2400 Series.

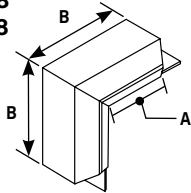
**Country of Origin: USA**



**AL2018  
AL2418**

**External Elbow** – For making 90° external corners. Two couplings furnished.

**Country of Origin: Mexico**



| CAT NO. | A             | B          |
|---------|---------------|------------|
| AL2018  | 1 7/8" (48mm) | 3" (76mm)  |
| AL2418  | 3" (76mm)     | 5" (127mm) |

**AL2044  
AL2044-2**

**Deep Device Box** – For receptacles and deep devices such as those of signal and alarm systems. Base has open back plate for mounting to existing wall box and solid back plate insert with 1/2" (AL2000 Raceway) and 3/4" (AL2000 Raceway) KO to close opening.

**Country of Origin: USA**



| CAT. NO. | L              | W                | D             | GANG # |
|----------|----------------|------------------|---------------|--------|
| AL2044   | 4 5/8" (117mm) | 3 1/16" (73mm)   | 2 1/4" (57mm) | 1      |
| AL2044-2 | 4 5/8" (117mm) | 4 27/32" (121mm) | 2 1/2" (64mm) | 2      |

**AL2038**

**Round Fixture Box (Solid Base)** – Designed for use in hanging fixtures. Cover takes any device with mounting screw centers of 2 3/4", 3 1/2", and 4 1/16" (70mm, 89mm, and 103mm). Base has concentric 1/2" and 3/4" KOs.

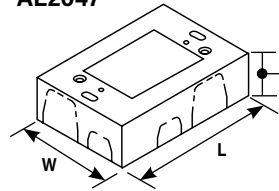
**Country of Origin: USA**



**AL2047**

**Shallow Switch & Receptacle Box** – Designed for standard shallow switches and receptacles. Base has open back plate for mounting to existing wall box and solid back plate insert with 1/2" and 3/4" KO to close opening.

**Country of Origin: USA**

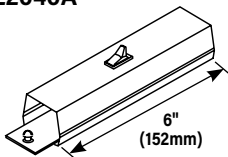


| CAT. NO. | L              | W                | D             | GANG # |
|----------|----------------|------------------|---------------|--------|
| AL2047   | 4 5/8" (117mm) | 3 1/16" (73mm)   | 1 3/8" (35mm) | 1      |
| AL2047-2 | 4 5/8" (117mm) | 4 27/32" (121mm) | 1 3/8" (35mm) | 2      |

**AL2040A**

**In-line Single Pole Switch** – Single pole 120V switch. Two couplings furnished.

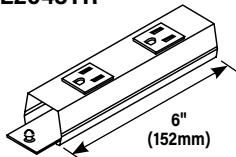
**Country of Origin: Mexico**



**AL2043TR**

**In-line Receptacle** – Two 15A, 120V U-ground factory wired receptacles. Couplings furnished. Receptacles are tamper-resistant.

**Country of Origin: USA**



# Nonmetallic Plugmold® Multioutlet Assemblies

Nonmetallic Plugmold Multioutlet Systems provides a versatile solution for many applications. Plugmold sections offer single or alternating circuits, standard or isolated ground receptacles, and Snapicoil® harnesses of prewired receptacles or cord ended units.

Nonmetallic Plugmold has a textured ivory finish with duplex receptacles, and can be customized to accommodate virtually any application.

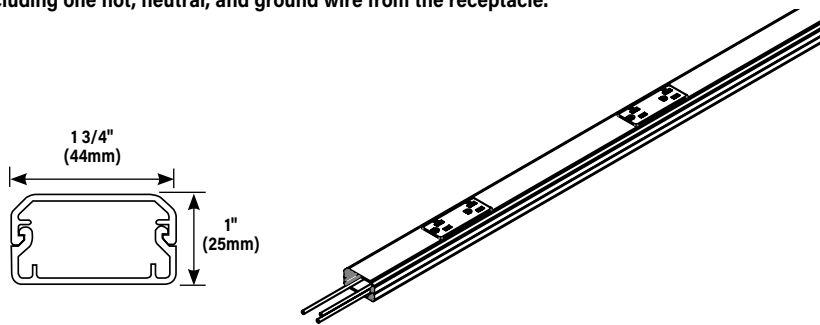


Nonmetallic Plugmold Multioutlet Systems are available in a variety of configurations.

## Plugmold NM2000 Series Nonmetallic Multioutlet Systems

| Plugmold NM2000 Series Wire Fill Capacities for Power |                     |        |       |   |
|---|---------------------|--------|-------|---|
| CABLE TYPE  | WIRE SIZE THHN/THWN | O.D.   |       | NUMBER OF CONDUCTORS (40% FILL) NM2000/NM2400 |
|   |                     | Inches | (mm)  |   |
| POWER WIRING WITHOUT DEVICES                          | 10 AWG              | 0.164  | (4.2) | 15  |
|   | 12 AWG              | 0.130  | (3.3) | 31  |
|   | 14 AWG              | 0.111  | (2.8) | 45  |
| POWER WIRING WITH DEVICES (Plugmold Series)           | 10 AWG              | 0.153  | (3.9) | -   |
|   | 12 AWG              | 0.122  | (3.1) | 8 *   |
|   | 14 AWG              | 0.105  | (2.7) | 8 *   |


\* Including one hot, neutral, and ground wire from the receptacle.



**Plugmold NM2000 Series Nonmetallic Multioutlet Systems**

**Plugmold NM2000 Series Nonmetallic Part Numbering System**

**NM2000 Series Nonmetallic Plugmold Series - Example: NM20GB306**



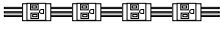

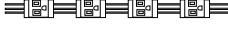
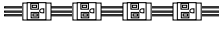

|                         |                                    |   |   |  |
|-------------------------|------------------------------------|---|---|--|
| <b>N M</b>              | <b>2 0</b>                         | <b>G B</b>  | <b>3</b>  | <b>0 6</b>   |
| <b>COLOR:</b>           | <b>AMPERAGE:</b>                   | <b>WIRING CONFIGURATION:</b>                          | <b>LENGTH:</b>  | <b>CENTER DISTANCE:</b>  |
| Nonmetallic = <b>NM</b> | 20 = <b>15A</b><br>24 = <b>20A</b> | GB = <b>GB</b><br>GBA = <b>GBA</b><br>IG = <b>IG*</b> | 48" (1.2m) = <b>4</b><br>60" (1.5m) = <b>5</b><br>72" (1.8m) = <b>6</b> | 9" (229mm) = <b>9</b><br>12" (305mm) = <b>12</b><br>18" (457mm) = <b>18</b><br>30" (760mm) = <b>30</b> |

**NOTE: Not all combinations of color, wiring configurations, length, and center distance are available as standard products. For additional information on custom options, contact Wiremold Technical Support at 1-844-957-3783.**

**NOTE: NM2000 Series Nonmetallic Plugmold products are available in an ivory finish with ivory receptacles.**

\* All NM2000 Series Plugmold products include two (2) NM2010B Blank End Fittings unless otherwise indicated in the product description.

**Plugmold NM2000 Series Raceway Wiring Configurations**

|  |  |   | With Snapicoil   |  |
|--|--|---|--|--|
|                                     |   |    |                                    |   |
| <b>GB Series:</b><br>3-wire, #12 THHN (1 hot, 1 neutral and 1 ground), 1 circuit; has insulated grounding conductor. | <b>GBA Series:</b><br>4-wire, #12 THHN (2 hot, 1 neutral and 1 ground), 2 circuit; outlets wired alternately; has insulated grounding conductor. | <b>IG Series:</b><br>3-wire, #12 THHN (1 hot, 1 neutral and 1 ground), 1 circuit; has insulated-isolated grounding conductor. Orange receptacles. | <b>GB Series:</b><br>3-wire, #12 THHN (1 hot, 1 neutral and 1 ground), 1 circuit; has insulated grounding conductor. | <b>GBA Series:</b><br>4-wire, #12 THHN (2 hot, 1 neutral and 1 ground), 2 circuit; outlets wired alternately; has insulated grounding conductor. |

**NOTE: SNAPICOIL REELS on custom order. Snapicoil harness is available on reels if lengths greater than 50' are needed, or if multiple lengths are required for production-type jobs. The maximum length per reel is 240' for Snapicoil with outlets 12" and 18" on centers; 500' with outlets 30" on center. Packaging includes the necessary number of lengths of base, holecut cover, wire clips, and couplings for complete installation. Price and delivery information should be obtained prior to specifying or ordering. To specify or order, add "R" to the Snapicoil number. Ex: NM20GB12R. Other outlet spacings available on custom order.**

Receptacles are made from high impact thermoplastic. Snapicoil packaging includes the necessary lengths of NM2000B Base, NM2000C Hole Cut Cover, NM2000WC Wire Clips, and NM2001 Couplings for complete installation.

| <b>Cord-Ended Nonmetallic Plugmold Multioutlet Systems</b> |             |                  |                 |          |        |                 |           |  |
|--|-------------|------------------|-----------------|----------|--------|-----------------|-----------|--|
| CAT NO.  | UNIT LENGTH | OUTLETS QUANTITY | CORD SET LENGTH | TYPE     | SWITCH | CIRCUIT BREAKER | HOUSING   |  |
| NM20-C3  | 3' (.92m)   | 3 Duplex         | 6' (1.8m)       | 14/3 SJT | Yes    | Yes             | PVC-Ivory |  |
| NM20-C4  | 4' (1.2m)   | 4 Duplex         | 6' (1.8m)       | 14/3 SJT | Yes    | Yes             | PVC-Ivory |  |
| NM20-C5  | 5' (1.5m)   | 5 Duplex         | 6' (1.8m)       | 14/3 SJT | Yes    | Yes             | PVC-Ivory |  |
| NM20-C6  | 6' (1.8m)   | 6 Duplex         | 6' (1.8m)       | 14/3 SJT | Yes    | Yes             | PVC-Ivory |  |

| <b>Plugmold NM2000 Series Raceway with Snapicoil Harness</b> |        |               |  |           |                                |           |           |  |
|--|--------|---------------|--|-----------|--------------------------------|-----------|-----------|--|
| CATALOG NO.  | LENGTH | WIRING CONFIG | OUTLETS (15A 120V NEMA 5-15SR) CENTER DISTANCE | QUANTITY  | HOLE CUT COVER QUANTITY LENGTH |           | HOUSING   |  |
| NM20GB12   | 48'    | GB            | 12" (152mm)                                    | 24 Duplex | 8                              | 6' (1.8m) | PVC-Ivory |  |
| NM20GBA12  | 48'    | GBA           | 12" (305mm)                                    | 24 Duplex | 8                              | 6' (1.8m) | PVC-Ivory |  |

## Plugmold NM2000 onmetallic Multioutlet Systems Ordering Information

| Product                       | Description/Specifications  |             |                     |                     |                                |                                |                            |           |             |           |    |             |              |            |             |           |     |             |              |           |             |            |    |             |              |           |             |           |    |             |              |           |             |           |    |             |              |           |             |           |    |             |              |            |             |           |     |             |              |           |             |           |    |             |              |           |             |           |    |            |              |           |             |           |    |             |              |           |             |           |    |             |              |            |             |           |     |            |              |            |             |           |     |             |              |           |             |           |    |             |              |
|-------------------------------|---|-------------|---------------------|---------------------|--------------------------------|--------------------------------|----------------------------|-----------|-------------|-----------|----|-------------|--------------|------------|-------------|-----------|-----|-------------|--------------|-----------|-------------|------------|----|-------------|--------------|-----------|-------------|-----------|----|-------------|--------------|-----------|-------------|-----------|----|-------------|--------------|-----------|-------------|-----------|----|-------------|--------------|------------|-------------|-----------|-----|-------------|--------------|-----------|-------------|-----------|----|-------------|--------------|-----------|-------------|-----------|----|------------|--------------|-----------|-------------|-----------|----|-------------|--------------|-----------|-------------|-----------|----|-------------|--------------|------------|-------------|-----------|-----|------------|--------------|------------|-------------|-----------|-----|-------------|--------------|-----------|-------------|-----------|----|-------------|--------------|
| <b>Plugmold NM2000 Series</b> | Available in 4' (1.2m), 5' (1.5m) and 6' (1.8m) lengths with 9" (229mm), 12" (305mm) and 18" (457mm) and 30" (762mm) receptacle spacing. 15A receptacles. 3-wire, #12 THHN (1 hot, 1 neutral, and insulated ground conductor). Packed 2 per carton. Each unit supplied with two (2) Blank End Fittings.   |             |                     |                     |                                |                                |                            |           |             |           |    |             |              |            |             |           |     |             |              |           |             |            |    |             |              |           |             |           |    |             |              |           |             |           |    |             |              |           |             |           |    |             |              |            |             |           |     |             |              |           |             |           |    |             |              |           |             |           |    |            |              |           |             |           |    |             |              |           |             |           |    |             |              |            |             |           |     |            |              |            |             |           |     |             |              |           |             |           |    |             |              |
|                               | <table border="1"> <thead> <tr> <th>CATALOG NO.</th> <th>FINISH</th> <th>LENGTH<br/>Feet (mm)</th> <th>WIRING<br/>CONFIG</th> <th>CENTER DISTANCE<br/>Inches (mm)</th> <th>OUTLETS<br/>QUANTITY &amp; TYPE</th> </tr> </thead> <tbody> <tr> <td>NM20GB412</td> <td>Nonmetallic</td> <td>4' (1.2m)</td> <td>GB</td> <td>12" (305mm)</td> <td>4 Duplex 15A</td> </tr> <tr> <td>NM20GBA412</td> <td>Nonmetallic</td> <td>4' (1.2m)</td> <td>GBA</td> <td>12" (305mm)</td> <td>4 Duplex 15A</td> </tr> <tr> <td>NM20IG412</td> <td>Nonmetallic</td> <td>4' (1.2 m)</td> <td>GB</td> <td>12" (305mm)</td> <td>4 Duplex 15A</td> </tr> <tr> <td>NM20GB512</td> <td>Nonmetallic</td> <td>5' (1.5m)</td> <td>GB</td> <td>12" (305mm)</td> <td>5 Duplex 15A</td> </tr> <tr> <td>NM20GB515</td> <td>Nonmetallic</td> <td>5' (1.5m)</td> <td>GB</td> <td>15" (381mm)</td> <td>4 Duplex 15A</td> </tr> <tr> <td>NM20GB530</td> <td>Nonmetallic</td> <td>5' (1.5m)</td> <td>GB</td> <td>30" (760mm)</td> <td>2 Duplex 15A</td> </tr> <tr> <td>NM20GBA512</td> <td>Nonmetallic</td> <td>5' (1.5m)</td> <td>GBA</td> <td>12" (305mm)</td> <td>5 Duplex 15A</td> </tr> <tr> <td>NM20IG512</td> <td>Nonmetallic</td> <td>5' (1.5m)</td> <td>IG</td> <td>12" (305mm)</td> <td>5 Duplex 15A</td> </tr> <tr> <td>NM20GB609</td> <td>Nonmetallic</td> <td>6' (1.8m)</td> <td>GB</td> <td>9" (229mm)</td> <td>8 Duplex 15A</td> </tr> <tr> <td>NM20GB612</td> <td>Nonmetallic</td> <td>6' (1.8m)</td> <td>GB</td> <td>12" (305mm)</td> <td>6 Duplex 15A</td> </tr> <tr> <td>NM20GB618</td> <td>Nonmetallic</td> <td>6' (1.8m)</td> <td>GB</td> <td>18" (457mm)</td> <td>4 Duplex 15A</td> </tr> <tr> <td>NM20GBA609</td> <td>Nonmetallic</td> <td>6' (1.8m)</td> <td>GBA</td> <td>9" (229mm)</td> <td>8 Duplex 15A</td> </tr> <tr> <td>NM20GBA612</td> <td>Nonmetallic</td> <td>6' (1.8m)</td> <td>GBA</td> <td>12" (305mm)</td> <td>6 Duplex 15A</td> </tr> <tr> <td>NM20IG612</td> <td>Nonmetallic</td> <td>6' (1.8m)</td> <td>IG</td> <td>12" (305mm)</td> <td>6 Duplex 15A</td> </tr> </tbody> </table> | CATALOG NO. | FINISH              | LENGTH<br>Feet (mm) | WIRING<br>CONFIG               | CENTER DISTANCE<br>Inches (mm) | OUTLETS<br>QUANTITY & TYPE | NM20GB412 | Nonmetallic | 4' (1.2m) | GB | 12" (305mm) | 4 Duplex 15A | NM20GBA412 | Nonmetallic | 4' (1.2m) | GBA | 12" (305mm) | 4 Duplex 15A | NM20IG412 | Nonmetallic | 4' (1.2 m) | GB | 12" (305mm) | 4 Duplex 15A | NM20GB512 | Nonmetallic | 5' (1.5m) | GB | 12" (305mm) | 5 Duplex 15A | NM20GB515 | Nonmetallic | 5' (1.5m) | GB | 15" (381mm) | 4 Duplex 15A | NM20GB530 | Nonmetallic | 5' (1.5m) | GB | 30" (760mm) | 2 Duplex 15A | NM20GBA512 | Nonmetallic | 5' (1.5m) | GBA | 12" (305mm) | 5 Duplex 15A | NM20IG512 | Nonmetallic | 5' (1.5m) | IG | 12" (305mm) | 5 Duplex 15A | NM20GB609 | Nonmetallic | 6' (1.8m) | GB | 9" (229mm) | 8 Duplex 15A | NM20GB612 | Nonmetallic | 6' (1.8m) | GB | 12" (305mm) | 6 Duplex 15A | NM20GB618 | Nonmetallic | 6' (1.8m) | GB | 18" (457mm) | 4 Duplex 15A | NM20GBA609 | Nonmetallic | 6' (1.8m) | GBA | 9" (229mm) | 8 Duplex 15A | NM20GBA612 | Nonmetallic | 6' (1.8m) | GBA | 12" (305mm) | 6 Duplex 15A | NM20IG612 | Nonmetallic | 6' (1.8m) | IG | 12" (305mm) | 6 Duplex 15A |
|                               | CATALOG NO.   | FINISH      | LENGTH<br>Feet (mm) | WIRING<br>CONFIG    | CENTER DISTANCE<br>Inches (mm) | OUTLETS<br>QUANTITY & TYPE     |                            |           |             |           |    |             |              |            |             |           |     |             |              |           |             |            |    |             |              |           |             |           |    |             |              |           |             |           |    |             |              |           |             |           |    |             |              |            |             |           |     |             |              |           |             |           |    |             |              |           |             |           |    |            |              |           |             |           |    |             |              |           |             |           |    |             |              |            |             |           |     |            |              |            |             |           |     |             |              |           |             |           |    |             |              |
|                               | NM20GB412   | Nonmetallic | 4' (1.2m)           | GB                  | 12" (305mm)                    | 4 Duplex 15A                   |                            |           |             |           |    |             |              |            |             |           |     |             |              |           |             |            |    |             |              |           |             |           |    |             |              |           |             |           |    |             |              |           |             |           |    |             |              |            |             |           |     |             |              |           |             |           |    |             |              |           |             |           |    |            |              |           |             |           |    |             |              |           |             |           |    |             |              |            |             |           |     |            |              |            |             |           |     |             |              |           |             |           |    |             |              |
|                               | NM20GBA412  | Nonmetallic | 4' (1.2m)           | GBA                 | 12" (305mm)                    | 4 Duplex 15A                   |                            |           |             |           |    |             |              |            |             |           |     |             |              |           |             |            |    |             |              |           |             |           |    |             |              |           |             |           |    |             |              |           |             |           |    |             |              |            |             |           |     |             |              |           |             |           |    |             |              |           |             |           |    |            |              |           |             |           |    |             |              |           |             |           |    |             |              |            |             |           |     |            |              |            |             |           |     |             |              |           |             |           |    |             |              |
|                               | NM20IG412   | Nonmetallic | 4' (1.2 m)          | GB                  | 12" (305mm)                    | 4 Duplex 15A                   |                            |           |             |           |    |             |              |            |             |           |     |             |              |           |             |            |    |             |              |           |             |           |    |             |              |           |             |           |    |             |              |           |             |           |    |             |              |            |             |           |     |             |              |           |             |           |    |             |              |           |             |           |    |            |              |           |             |           |    |             |              |           |             |           |    |             |              |            |             |           |     |            |              |            |             |           |     |             |              |           |             |           |    |             |              |
|                               | NM20GB512   | Nonmetallic | 5' (1.5m)           | GB                  | 12" (305mm)                    | 5 Duplex 15A                   |                            |           |             |           |    |             |              |            |             |           |     |             |              |           |             |            |    |             |              |           |             |           |    |             |              |           |             |           |    |             |              |           |             |           |    |             |              |            |             |           |     |             |              |           |             |           |    |             |              |           |             |           |    |            |              |           |             |           |    |             |              |           |             |           |    |             |              |            |             |           |     |            |              |            |             |           |     |             |              |           |             |           |    |             |              |
|                               | NM20GB515   | Nonmetallic | 5' (1.5m)           | GB                  | 15" (381mm)                    | 4 Duplex 15A                   |                            |           |             |           |    |             |              |            |             |           |     |             |              |           |             |            |    |             |              |           |             |           |    |             |              |           |             |           |    |             |              |           |             |           |    |             |              |            |             |           |     |             |              |           |             |           |    |             |              |           |             |           |    |            |              |           |             |           |    |             |              |           |             |           |    |             |              |            |             |           |     |            |              |            |             |           |     |             |              |           |             |           |    |             |              |
|                               | NM20GB530   | Nonmetallic | 5' (1.5m)           | GB                  | 30" (760mm)                    | 2 Duplex 15A                   |                            |           |             |           |    |             |              |            |             |           |     |             |              |           |             |            |    |             |              |           |             |           |    |             |              |           |             |           |    |             |              |           |             |           |    |             |              |            |             |           |     |             |              |           |             |           |    |             |              |           |             |           |    |            |              |           |             |           |    |             |              |           |             |           |    |             |              |            |             |           |     |            |              |            |             |           |     |             |              |           |             |           |    |             |              |
|                               | NM20GBA512  | Nonmetallic | 5' (1.5m)           | GBA                 | 12" (305mm)                    | 5 Duplex 15A                   |                            |           |             |           |    |             |              |            |             |           |     |             |              |           |             |            |    |             |              |           |             |           |    |             |              |           |             |           |    |             |              |           |             |           |    |             |              |            |             |           |     |             |              |           |             |           |    |             |              |           |             |           |    |            |              |           |             |           |    |             |              |           |             |           |    |             |              |            |             |           |     |            |              |            |             |           |     |             |              |           |             |           |    |             |              |
|                               | NM20IG512   | Nonmetallic | 5' (1.5m)           | IG                  | 12" (305mm)                    | 5 Duplex 15A                   |                            |           |             |           |    |             |              |            |             |           |     |             |              |           |             |            |    |             |              |           |             |           |    |             |              |           |             |           |    |             |              |           |             |           |    |             |              |            |             |           |     |             |              |           |             |           |    |             |              |           |             |           |    |            |              |           |             |           |    |             |              |           |             |           |    |             |              |            |             |           |     |            |              |            |             |           |     |             |              |           |             |           |    |             |              |
|                               | NM20GB609   | Nonmetallic | 6' (1.8m)           | GB                  | 9" (229mm)                     | 8 Duplex 15A                   |                            |           |             |           |    |             |              |            |             |           |     |             |              |           |             |            |    |             |              |           |             |           |    |             |              |           |             |           |    |             |              |           |             |           |    |             |              |            |             |           |     |             |              |           |             |           |    |             |              |           |             |           |    |            |              |           |             |           |    |             |              |           |             |           |    |             |              |            |             |           |     |            |              |            |             |           |     |             |              |           |             |           |    |             |              |
|                               | NM20GB612   | Nonmetallic | 6' (1.8m)           | GB                  | 12" (305mm)                    | 6 Duplex 15A                   |                            |           |             |           |    |             |              |            |             |           |     |             |              |           |             |            |    |             |              |           |             |           |    |             |              |           |             |           |    |             |              |           |             |           |    |             |              |            |             |           |     |             |              |           |             |           |    |             |              |           |             |           |    |            |              |           |             |           |    |             |              |           |             |           |    |             |              |            |             |           |     |            |              |            |             |           |     |             |              |           |             |           |    |             |              |
|                               | NM20GB618   | Nonmetallic | 6' (1.8m)           | GB                  | 18" (457mm)                    | 4 Duplex 15A                   |                            |           |             |           |    |             |              |            |             |           |     |             |              |           |             |            |    |             |              |           |             |           |    |             |              |           |             |           |    |             |              |           |             |           |    |             |              |            |             |           |     |             |              |           |             |           |    |             |              |           |             |           |    |            |              |           |             |           |    |             |              |           |             |           |    |             |              |            |             |           |     |            |              |            |             |           |     |             |              |           |             |           |    |             |              |
|                               | NM20GBA609  | Nonmetallic | 6' (1.8m)           | GBA                 | 9" (229mm)                     | 8 Duplex 15A                   |                            |           |             |           |    |             |              |            |             |           |     |             |              |           |             |            |    |             |              |           |             |           |    |             |              |           |             |           |    |             |              |           |             |           |    |             |              |            |             |           |     |             |              |           |             |           |    |             |              |           |             |           |    |            |              |           |             |           |    |             |              |           |             |           |    |             |              |            |             |           |     |            |              |            |             |           |     |             |              |           |             |           |    |             |              |
|                               | NM20GBA612  | Nonmetallic | 6' (1.8m)           | GBA                 | 12" (305mm)                    | 6 Duplex 15A                   |                            |           |             |           |    |             |              |            |             |           |     |             |              |           |             |            |    |             |              |           |             |           |    |             |              |           |             |           |    |             |              |           |             |           |    |             |              |            |             |           |     |             |              |           |             |           |    |             |              |           |             |           |    |            |              |           |             |           |    |             |              |           |             |           |    |             |              |            |             |           |     |            |              |            |             |           |     |             |              |           |             |           |    |             |              |
| NM20IG612                     | Nonmetallic   | 6' (1.8m)   | IG                  | 12" (305mm)         | 6 Duplex 15A                   |                                |                            |           |             |           |    |             |              |            |             |           |     |             |              |           |             |            |    |             |              |           |             |           |    |             |              |           |             |           |    |             |              |           |             |           |    |             |              |            |             |           |     |             |              |           |             |           |    |             |              |           |             |           |    |            |              |           |             |           |    |             |              |           |             |           |    |             |              |            |             |           |     |            |              |            |             |           |     |             |              |           |             |           |    |             |              |

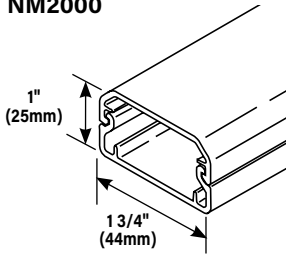
| Product                       | Description/Specifications  |             |                     |                     |                                |                                |                            |           |             |           |    |             |              |            |             |           |     |             |              |           |             |           |    |             |              |           |             |           |    |             |              |            |             |           |     |             |              |           |             |           |    |             |              |           |             |           |    |             |              |            |             |           |      |             |              |
|-------------------------------|---|-------------|---------------------|---------------------|--------------------------------|--------------------------------|----------------------------|-----------|-------------|-----------|----|-------------|--------------|------------|-------------|-----------|-----|-------------|--------------|-----------|-------------|-----------|----|-------------|--------------|-----------|-------------|-----------|----|-------------|--------------|------------|-------------|-----------|-----|-------------|--------------|-----------|-------------|-----------|----|-------------|--------------|-----------|-------------|-----------|----|-------------|--------------|------------|-------------|-----------|------|-------------|--------------|
| <b>Plugmold NM2400 Series</b> | Available in 4' (1.2m), 5' (1.5m) and 6' (1.8m) lengths with 9" (229mm), 12" (305mm) and 18" (457mm) and 30" (762mm) receptacle spacing. 20A receptacles. 3-wire, #12 THHN (1 hot, 1 neutral, and insulated ground conductor). Packed 2 per carton. Each unit supplied with two (2) Blank End Fittings.   |             |                     |                     |                                |                                |                            |           |             |           |    |             |              |            |             |           |     |             |              |           |             |           |    |             |              |           |             |           |    |             |              |            |             |           |     |             |              |           |             |           |    |             |              |           |             |           |    |             |              |            |             |           |      |             |              |
|                               | <table border="1"> <thead> <tr> <th>CATALOG NO.</th> <th>FINISH</th> <th>LENGTH<br/>Feet (mm)</th> <th>WIRING<br/>CONFIG</th> <th>CENTER DISTANCE<br/>Inches (mm)</th> <th>OUTLETS<br/>QUANTITY &amp; TYPE</th> </tr> </thead> <tbody> <tr> <td>NM24GB412</td> <td>Nonmetallic</td> <td>4' (1.2m)</td> <td>GB</td> <td>12" (305mm)</td> <td>4 Duplex 20A</td> </tr> <tr> <td>NM24GBA412</td> <td>Nonmetallic</td> <td>4' (1.2m)</td> <td>GBA</td> <td>12" (305mm)</td> <td>4 Duplex 20A</td> </tr> <tr> <td>NM24GB512</td> <td>Nonmetallic</td> <td>5' (1.5m)</td> <td>GB</td> <td>12" (305mm)</td> <td>5 Duplex 20A</td> </tr> <tr> <td>NM24GB530</td> <td>Nonmetallic</td> <td>5' (1.5m)</td> <td>GB</td> <td>30" (760mm)</td> <td>2 Duplex 20A</td> </tr> <tr> <td>NM24GBA512</td> <td>Nonmetallic</td> <td>5' (1.5m)</td> <td>GBA</td> <td>12" (305mm)</td> <td>5 Duplex 20A</td> </tr> <tr> <td>NM24GB612</td> <td>Nonmetallic</td> <td>6' (1.8m)</td> <td>GB</td> <td>12" (305mm)</td> <td>6 Duplex 20A</td> </tr> <tr> <td>NM24GB618</td> <td>Nonmetallic</td> <td>6' (1.8m)</td> <td>GB</td> <td>18" (457mm)</td> <td>4 Duplex 20A</td> </tr> <tr> <td>NM24GBA612</td> <td>Nonmetallic</td> <td>6' (1.8m)</td> <td>GB A</td> <td>12" (305mm)</td> <td>6 Duplex 20A</td> </tr> </tbody> </table> | CATALOG NO. | FINISH              | LENGTH<br>Feet (mm) | WIRING<br>CONFIG               | CENTER DISTANCE<br>Inches (mm) | OUTLETS<br>QUANTITY & TYPE | NM24GB412 | Nonmetallic | 4' (1.2m) | GB | 12" (305mm) | 4 Duplex 20A | NM24GBA412 | Nonmetallic | 4' (1.2m) | GBA | 12" (305mm) | 4 Duplex 20A | NM24GB512 | Nonmetallic | 5' (1.5m) | GB | 12" (305mm) | 5 Duplex 20A | NM24GB530 | Nonmetallic | 5' (1.5m) | GB | 30" (760mm) | 2 Duplex 20A | NM24GBA512 | Nonmetallic | 5' (1.5m) | GBA | 12" (305mm) | 5 Duplex 20A | NM24GB612 | Nonmetallic | 6' (1.8m) | GB | 12" (305mm) | 6 Duplex 20A | NM24GB618 | Nonmetallic | 6' (1.8m) | GB | 18" (457mm) | 4 Duplex 20A | NM24GBA612 | Nonmetallic | 6' (1.8m) | GB A | 12" (305mm) | 6 Duplex 20A |
|                               | CATALOG NO.   | FINISH      | LENGTH<br>Feet (mm) | WIRING<br>CONFIG    | CENTER DISTANCE<br>Inches (mm) | OUTLETS<br>QUANTITY & TYPE     |                            |           |             |           |    |             |              |            |             |           |     |             |              |           |             |           |    |             |              |           |             |           |    |             |              |            |             |           |     |             |              |           |             |           |    |             |              |           |             |           |    |             |              |            |             |           |      |             |              |
|                               | NM24GB412   | Nonmetallic | 4' (1.2m)           | GB                  | 12" (305mm)                    | 4 Duplex 20A                   |                            |           |             |           |    |             |              |            |             |           |     |             |              |           |             |           |    |             |              |           |             |           |    |             |              |            |             |           |     |             |              |           |             |           |    |             |              |           |             |           |    |             |              |            |             |           |      |             |              |
|                               | NM24GBA412  | Nonmetallic | 4' (1.2m)           | GBA                 | 12" (305mm)                    | 4 Duplex 20A                   |                            |           |             |           |    |             |              |            |             |           |     |             |              |           |             |           |    |             |              |           |             |           |    |             |              |            |             |           |     |             |              |           |             |           |    |             |              |           |             |           |    |             |              |            |             |           |      |             |              |
|                               | NM24GB512   | Nonmetallic | 5' (1.5m)           | GB                  | 12" (305mm)                    | 5 Duplex 20A                   |                            |           |             |           |    |             |              |            |             |           |     |             |              |           |             |           |    |             |              |           |             |           |    |             |              |            |             |           |     |             |              |           |             |           |    |             |              |           |             |           |    |             |              |            |             |           |      |             |              |
|                               | NM24GB530   | Nonmetallic | 5' (1.5m)           | GB                  | 30" (760mm)                    | 2 Duplex 20A                   |                            |           |             |           |    |             |              |            |             |           |     |             |              |           |             |           |    |             |              |           |             |           |    |             |              |            |             |           |     |             |              |           |             |           |    |             |              |           |             |           |    |             |              |            |             |           |      |             |              |
|                               | NM24GBA512  | Nonmetallic | 5' (1.5m)           | GBA                 | 12" (305mm)                    | 5 Duplex 20A                   |                            |           |             |           |    |             |              |            |             |           |     |             |              |           |             |           |    |             |              |           |             |           |    |             |              |            |             |           |     |             |              |           |             |           |    |             |              |           |             |           |    |             |              |            |             |           |      |             |              |
|                               | NM24GB612   | Nonmetallic | 6' (1.8m)           | GB                  | 12" (305mm)                    | 6 Duplex 20A                   |                            |           |             |           |    |             |              |            |             |           |     |             |              |           |             |           |    |             |              |           |             |           |    |             |              |            |             |           |     |             |              |           |             |           |    |             |              |           |             |           |    |             |              |            |             |           |      |             |              |
|                               | NM24GB618   | Nonmetallic | 6' (1.8m)           | GB                  | 18" (457mm)                    | 4 Duplex 20A                   |                            |           |             |           |    |             |              |            |             |           |     |             |              |           |             |           |    |             |              |           |             |           |    |             |              |            |             |           |     |             |              |           |             |           |    |             |              |           |             |           |    |             |              |            |             |           |      |             |              |
|                               | NM24GBA612  | Nonmetallic | 6' (1.8m)           | GB A                | 12" (305mm)                    | 6 Duplex 20A                   |                            |           |             |           |    |             |              |            |             |           |     |             |              |           |             |           |    |             |              |           |             |           |    |             |              |            |             |           |     |             |              |           |             |           |    |             |              |           |             |           |    |             |              |            |             |           |      |             |              |

**NOTE:** NM2000 Series Nonmetallic Plugmold products are available in an ivory finish with ivory receptacles.  
All NM2000 Series Plugmold products include two (2) NM2010B Blank End Fittings and one (1) NM2001 Base Coupling unless otherwise indicated in the product description.

**Plugmold NM2000 Series Nonmetallic Multioutlet Systems Ordering Information**

**NM2000**

**Base and Cover** – Extruded PVC, ivory textured finish.

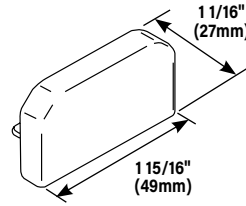


**Country of Origin: USA**

**Cross-Sectional Area:**  
1.14in<sup>2</sup> (735mm<sup>2</sup>)

**NM2010B**

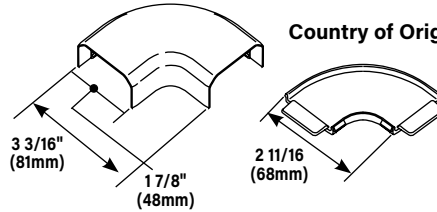
**Blank End Fitting** – Use with NM2000 Series.



**Country of Origin: USA**

**NM2011**

**90° Flat Elbow** – For right angle turns on same surface.

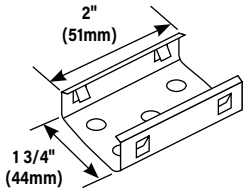


**Country of Origin: USA**

| ITEM         | CAT. NO. | LENGTH     | MATERIAL  |
|--------------|----------|------------|-----------|
| Base         | NM2000B  | 8' (2.4m)  | PVC-Ivory |
| Cover        | NM2000C  | 8' (2.4m)  | PVC-Ivory |
| Base & Cover | NM2000BC | 5' (1.52m) | PVC-Ivory |

**NM2003**

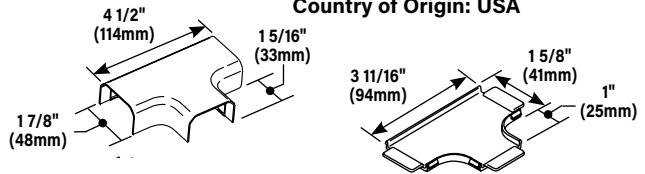
**Supporting Clip** – Mount to surface with No. 8 flathead screw. Use with NM2000 Series.



**Country of Origin: USA**

**NM2015**

**Tee** – For branches at right angles.



**Country of Origin: USA**

**W30/W30G**

**Pressure-Type Wire Connectors** – **W30** – For common connection of two, three, or four No. 12 or No.14 solid copper conductors (White). **W30G** – For connection of equipment grounding of 2, 3, or 4 solid conductors No. 14 or No. 12 AWG (Green). 300V maximum; 20A 105° C maximum.



**Country of Origin: USA**

**NOTE:** Not for use with aluminum conductors.

**NM2017**

**Internal Elbow** – For right turns at inside corners.



**Country of Origin: USA**

**NM2006**

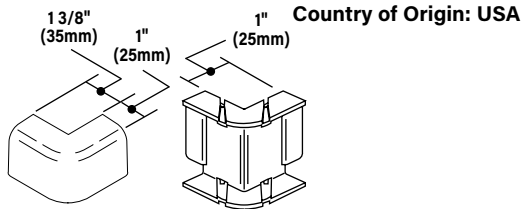
**Cover Clip** – For covering joint where lengths of NM2000 Series cover or base adjoin. Use with NM2000 Series.



**Country of Origin: USA**

**NM2018**

**External Elbow** – Used for making 90° turns at outside corners.



**Country of Origin: USA**

**NM2010A**

**Entrance End** – Has 1/2" trade size KO on end and bottom. Use with NM2000 Series.

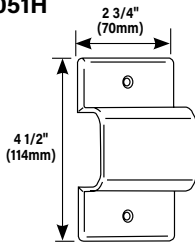


**Country of Origin: USA**

**NOTE:** NM2000 Series fittings work with both NM20 (15A) and NM24 (20A) Plugmold Multioutlet Systems.

## Plugmold NM2000 Series Nonmetallic Multioutlet Systems Ordering Information

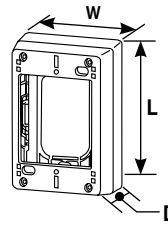
### NM2051H



**Wall Box Adapter** – For feeding raceway from an existing wall outlet; horizontal applications. Provides complete access to wall box for connections.

**Country of Origin: USA**

### NM2048 NM2048-2



**Sure-Snap® Device Box** – Cover snaps onto base, no screws required. Cover has twistouts on all sides. Rectangular KO in base for extension to wall box.

**Country of Origin: USA**

### NM2051V

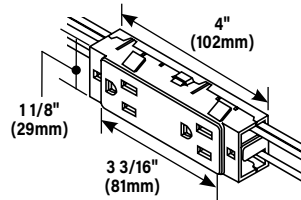


**Wall Box Adapter** – For feeding raceway from an existing wall outlet; vertical applications. Provides complete access to wall box for connections.

**Country of Origin: USA**

| CAT. NO. | L              | W              | D             | GANG # |
|----------|----------------|----------------|---------------|--------|
| NM2048   | 4 3/4" (121mm) | 3" (76mm)      | 1 3/4" (44mm) | 1      |
| NM2048-2 | 4 3/4" (121mm) | 4 7/8" (124mm) | 1 3/4" (44mm) | 2      |

### NM2027-15 NM2027-20



**Replacement Receptacles** – 15A and 20A replacement devices. 6" (152mm) wire leads each side. Used to replace faulty receptacles in Plugmold Strips, not for installation in blank raceway base.

**Country of Origin: USA**

### NM2044



**Extra Deep Device Box** – For mounting power/communication device when additional depth is required. Has combination twistouts for 2700, 2800, 2900, and NM2000.

**Country of Origin: USA**

| CAT. NO. | L              | W              | D             | GANG # |
|----------|----------------|----------------|---------------|--------|
| NM2044   | 4 3/4" (121mm) | 3" (76mm)      | 2 3/4" (44mm) | 1      |
| NM2044-2 | 4 3/4" (121mm) | 4 7/8" (124mm) | 2 3/4" (44mm) | 2      |

**NOTE:** NM2000 Series fittings work with both NM20 (15A) and NM24 (20A) Plugmold Multioutlet Systems.

**NOTE: All brand and product names referenced in this document are registered trademarks or trademarks of their respective holders.**

---



**Legrand, North America**  
60 Woodlawn Street  
West Hartford, CT 06110  
1.877.BY.LEGRAND (295.3472)  
[www.legrand.us](http://www.legrand.us)

**Canada**  
905.738.9195  
[www.legrand.ca](http://www.legrand.ca)

FOLLOW US

