

Weatherproof Boxes, Covers, Lampholders and Lighting Fixtures

NEC/CEC:

Listed for Ordinary Locations

Applications

- Use in branch circuit wiring for wet, damp or dry locations.
- May be used as a junction box or a device box for switches, receptacles, GFCIs, etc.
- Lampholders are for use in exterior and interior applications to provide safety and security for driveways, doorways and walkways.
- Lighting fixtures are for use in areas where moisture ingress is a concern such as construction sites, tunnels, bridges and subways.

Features

- Rugged continuous and seamless diecast construction prevents entry of dirt, dust and moisture.
- Polyester powder coating is applied for uniform cosmetic coating and weatherproof durability.
- Mounting can be achieved with mounting lugs (provided) or by using the integral mounting knockouts.
- Smooth, accurately tapped hubs prevent wire abrasion.
- Clear UL marking and volumetric marking cast into each box and extension ring facilitate electrical inspection.
- Continuous box and cover compression ensure complete sealing at gasket interface to prevent moisture entry.
- Lockable covers and covers with integral devices are offered.
- Closure plugs (2), mounting lugs (2) and green ground screw provided with each box.
- Mounting hardware and gasket provided with each cover.
- Locking swivel knuckle on lampholders permits positive lamp positioning and accurate directional aiming.
- Lampholders are supplied with all hardware including locknuts, porcelain sockets and internal gaskets for reliability and weather protection.
- Photocells and lampholders are supplied with long leads (4" from the end of the knuckle) to facilitate wiring.
- Lighting fixtures are factory assembled and fully gasketed to ensure fast and easy installation.
- Complete installation instructions are provided with each item.
- In-Use covers include patented inserts and comply with NEC requirements.
- Lighting fixtures are individually boxed, labeled and bar coded for ease of handling and identification.

Standard Materials

- Boxes, extensions, covers, lamp-holders, lighting fixtures, and closure plugs: diecast aluminum
- In-use covers: polycarbonate or diecast aluminum
- Lugs: stamped aluminum (one- and two-gang boxes), integrally cast (round boxes)
- Cover screws: plated steel
- Gaskets: closed cell foam (covers), fiber (lampholders), closed cell foam or fiber (lighting fixtures)
- Glass: annealed glass
- Sockets: porcelain (lampholders and lighting fixtures)

NEC/CEC Certifications and Compliances

- UL Standard: 514A, 514D, 1598 as applicable
- UL Listed: E2527, E53330
- CSA Standard: C22.2 No. 18.1, C22.2 No. 250.0 as applicable
- cUL Listed: E2527
- NEMA: FB-1, OS-1



Most of the boxes, covers and lampholders are individually shrink wrapped, labeled and bar coded for ease of handling and identification.






Sturdy corrugated boxes with easy lift-off top with shrink wrapping facilitate merchandising.

Weatherproof Boxes, Covers, Lampholders and Lighting Fixtures

One-Gang Weatherproof Outlet Boxes and Extensions

Closure plugs, ground screw and mounting lugs included.

NEC/CEC:
Listed for Ordinary Locations

| | Depth (Inches) | Wiring Cubic Inch Capacity | Hub Size (Inches) | No. Of Hubs | Catalog Number |
|---|----------------|----------------------------|-------------------|-------------|----------------|
|  | 2 | 18.3 | 1/2 | 4 | WSL150 ① |
| | 2 | 18.3 | 3/4 | 4 | WSL175 |
|  | 2 | 18.3 | 1/2 | 3 | WSM150 ① |
| | 2 | 18.3 | 3/4 | 3 | WSM175 |
| | 2 | 18.3 | 1 | 3 | WSM110 |
|  | 2 | 18.3 | 1/2 | 5 | WSP150 |
| | 2 | 18.3 | 3/4 | 5 | WSP175 |
|  | 2 | 18.3 | 1/2 | 5 | WSX150 |
| | 2 | 18.3 | 3/4 | 5 | WSX175 |
| | 2 | 18.3 | 1 | 5 | WSX110 |
|  | 2-5/8 | 25.5 | 1/2 | 3 | WDM150 |
| | 2-5/8 | 25.5 | 3/4 | 3 | WDM175 |
| | 2-5/8 | 25.5 | 1 | 3 | WDM110 |




① Catalog number shown represents gray color. White (Suffix -W) and Bronze (Suffix -B) also available. Consult local sales representative for lead time.

Weatherproof Boxes, Covers, Lampholders and Lighting Fixtures

One-Gang Weatherproof Outlet Boxes and Extensions

Closure plugs, ground screw and mounting lugs included.

NEC/CEC:
Listed for Ordinary Locations

| | Depth (Inches) | Wiring Cubic Inch Capacity | Hub Size (Inches) | No. Of Hubs | Catalog Number |
|---|----------------|----------------------------|-------------------|-------------|----------------|
|  | 2-5/8 | 25.5 | 1/2 | 5 | WDX150 |
| | 2-5/8 | 25.5 | 3/4 | 5 | WDX175 |
| | 2-5/8 | 25.5 | 1 | 5 | WDX110 |
|  | 1 | 9.5 | - | - | WE1 |
|  | 1-1/2 | 12.5 | 1/2 | 4 | WEFX50 |
| | 1-1/2 | 12.5 | 3/4 | 4 | WEFX75 |

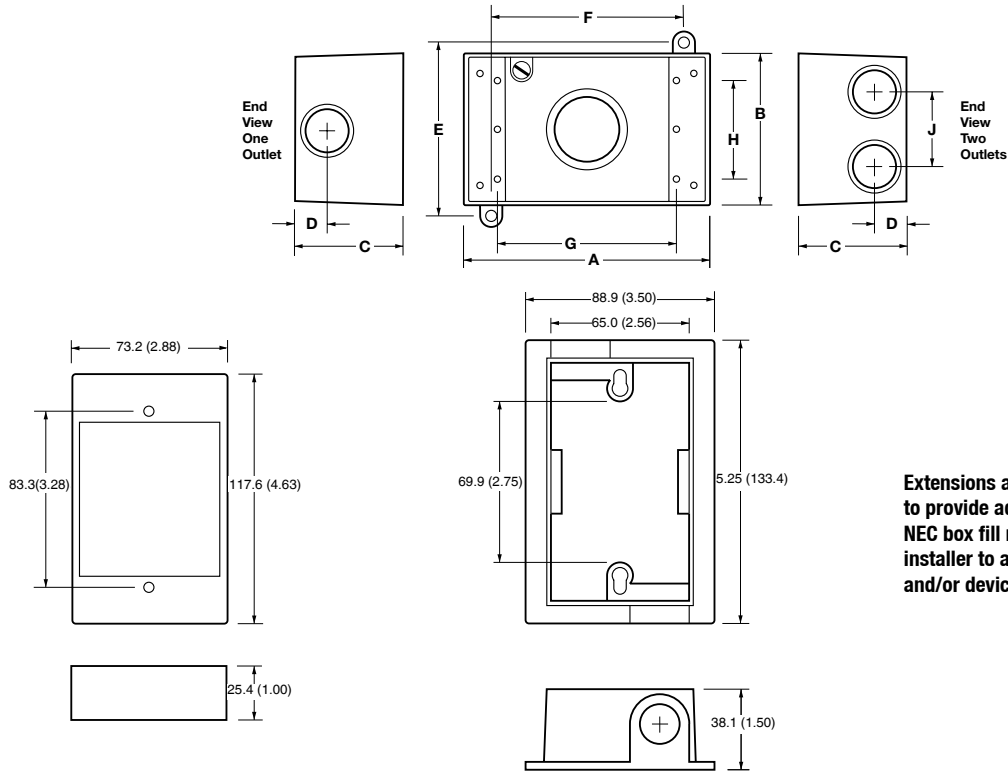
Weatherproof Boxes, Covers, Lampholders and Lighting Fixtures

One-Gang Box and Extension Dimensions

Closure plugs, ground screw and mounting lugs included.

NEC/CEC:
Listed for Ordinary Locations

Dimensions in Millimeters (Inches)



Extensions and Extension Adapters are used to provide additional capacity needed for NEC box fill requirements. Adapters allow installer to add "takeoffs" to new boxes and/or devices.

Extension E1

Flanged Extension Adapter: WEFX50, WEFX75






| A | B | C | D | E | F | G | H | J | Catalog Number |
|--------------|-------------|-------------|-------------|-------------|--------------|-------------|-------------|-------------|----------------|
| 115.8 (4.56) | 71.4 (2.81) | 50.8 (2.00) | 17.5 (0.68) | 77.7 (3.06) | 88.9 (3.50) | 82.6 (3.25) | 47.8 (1.88) | 36.5 (1.43) | WSL150 |
| 115.8 (4.56) | 71.4 (2.81) | 50.8 (2.00) | 17.5 (0.68) | 77.7 (3.06) | 88.9 (3.50) | 82.6 (3.25) | 47.8 (1.88) | 36.5 (1.43) | WSL175 |
| 115.8 (4.56) | 71.4 (2.81) | 50.8 (2.00) | 17.5 (0.68) | 77.7 (3.06) | 88.9 (3.50) | 82.6 (3.25) | 47.8 (1.88) | - | WSM150 |
| 115.8 (4.56) | 71.4 (2.81) | 50.8 (2.00) | 17.5 (0.68) | 77.7 (3.06) | 88.9 (3.50) | 82.6 (3.25) | 47.8 (1.88) | - | WSM175 |
| 115.8 (4.56) | 71.4 (2.81) | 50.8 (2.00) | 17.5 (0.68) | 77.7 (3.06) | 88.9 (3.50) | 82.6 (3.25) | 47.8 (1.88) | - | WSM110 |
| 115.8 (4.56) | 71.4 (2.81) | 50.8 (2.00) | 17.5 (0.68) | 77.7 (3.06) | 88.9 (3.50) | 82.6 (3.25) | 47.8 (1.88) | 36.5 (1.43) | WSP150 |
| 115.8 (4.56) | 71.4 (2.81) | 50.8 (2.00) | 17.5 (0.68) | 77.7 (3.06) | 88.9 (3.50) | 82.6 (3.25) | 47.8 (1.88) | 36.5 (1.43) | WSP175 |
| 115.8 (4.56) | 71.4 (2.81) | 50.8 (2.00) | 17.5 (0.68) | 77.7 (3.06) | 88.9 (3.50) | 82.6 (3.25) | 47.8 (1.88) | - | WSX150 |
| 115.8 (4.56) | 71.4 (2.81) | 50.8 (2.00) | 17.5 (0.68) | 77.7 (3.06) | 88.9 (3.50) | 82.6 (3.25) | 47.8 (1.88) | - | WSX175 |
| 114.8 (4.52) | 70.4 (2.77) | 50.8 (2.00) | 17.5 (0.68) | 86.4 (3.40) | 100.1 (3.94) | 82.6 (3.25) | 47.8 (1.88) | - | WSX110 |
| 115.8 (4.56) | 71.4 (2.81) | 66.8 (2.63) | 19.1 (0.75) | 77.7 (3.06) | 88.9 (3.50) | 82.6 (3.25) | 47.8 (1.88) | - | WDM150 |
| 115.8 (4.56) | 71.4 (2.81) | 66.8 (2.63) | 19.1 (0.75) | 77.7 (3.06) | 88.9 (3.50) | 82.6 (3.25) | 47.8 (1.88) | - | WDM175 |
| 115.8 (4.56) | 71.4 (2.81) | 66.8 (2.63) | 19.1 (0.75) | 77.7 (3.06) | 88.9 (3.50) | 82.6 (3.25) | 47.8 (1.88) | - | WDM110 |
| 115.8 (4.56) | 71.4 (2.81) | 66.8 (2.63) | 19.1 (0.75) | 77.7 (3.06) | 88.9 (3.50) | 82.6 (3.25) | 47.8 (1.88) | - | WDX150 |
| 115.8 (4.56) | 71.4 (2.81) | 66.8 (2.63) | 19.1 (0.75) | 77.7 (3.06) | 88.9 (3.50) | 82.6 (3.25) | 47.8 (1.88) | - | WDX175 |
| 115.8 (4.56) | 71.4 (2.81) | 66.8 (2.63) | 19.1 (0.75) | 77.7 (3.06) | 88.9 (3.50) | 82.6 (3.25) | 47.8 (1.88) | - | WDX110 |

Weatherproof Boxes, Covers, Lampholders and Lighting Fixtures

Two-Gang Weatherproof Outlet Boxes and Extensions

Closure plugs, ground screw and mounting lugs included.

NEC/CEC:
Listed for Ordinary Locations

| | Depth (Inches) | Wiring Cubic Inch Capacity | Hub Size (Inches) | No. of Hubs | Catalog Number |
|---|----------------|----------------------------|-------------------|-------------|----------------|
|  | 2.2 | 30.2 | 1/2 | 7 | WSK250 |
| | 2.2 | 30.2 | 3/4 | 7 | WSK275 |
|  | 2.2 | 30.2 | 1/2 | 4 | WSL250 |
| | 2.2 | 30.2 | 3/4 | 4 | WSL275 |
|  | 2.2 | 30.2 | 1/2 | 3 | WSM250 |
| | 2.2 | 30.2 | 3/4 | 3 | WSM275 |
| | 2.2 | 30.2 | 1 | 3 | WSM210 |
|  | 2.2 | 30.2 | 1/2 | 5 | WSP250 |
| | 2.2 | 30.2 | 3/4 | 5 | WSP275 |
|  | 2.2 | 30.2 | 1/2 | 6 | WSR250 |
| | 2.2 | 30.2 | 3/4 | 6 | WSR275 |

Weatherproof Boxes, Covers, Lampholders and Lighting Fixtures

Two-Gang Weatherproof Outlet Boxes and Extensions

Closure plugs, ground screw and mounting lugs included.

NEC/CEC:
Listed for Ordinary Locations

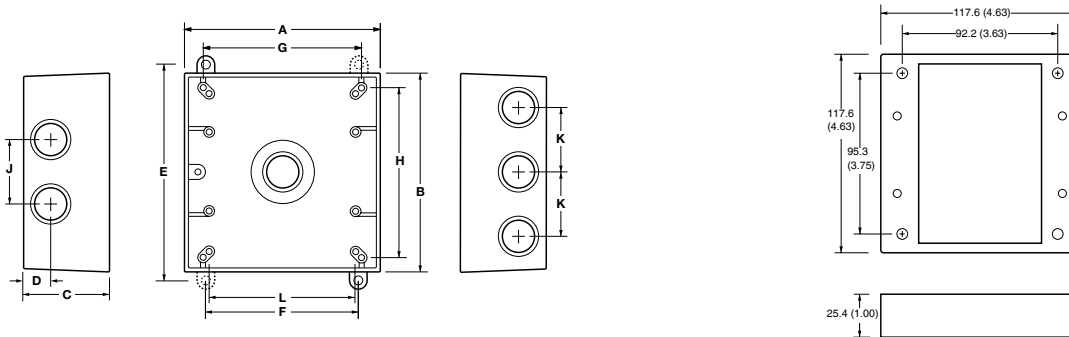
| | Depth (Inches) | Wiring Cubic Inch Capacity | HubSize (Inches) | No. Of Hubs | Catalog Number |
|---|----------------|----------------------------|------------------|-------------|----------------|
|  | 2.2 | 30.2 | 1/2 | 7 | WST250 |
| | 2.2 | 30.2 | 3/4 | 7 | WST275 |
|  | 2.2 | 30.2 | 1/2 | 5 | WSX250 |
| | 2.2 | 30.2 | 3/4 | 5 | WSX275 |
| | 2.2 | 30.2 | 1 | 5 | WSX210 |
|  | 2.78 | 36 | 1/2 | 7 | WDK250 |
| | 2.78 | 36 | 3/4 | 7 | WDK275 |
| | 2.78 | 36 | 1 | 7 | WDK210 |
|  | 2.78 | 36 | 1/2 | 5 | WDP250 |
| | 2.78 | 36 | 3/4 | 5 | WDP275 |
| | 2.78 | 36 | 1 | 5 | WDP210 |
|  | 1 | 16 | — | — | WE2 |

Weatherproof Boxes, Covers, Lampholders and Lighting Fixtures

Two-Gang Box and Extension Dimensions

NEC/CEC:
Listed for Ordinary Locations

Dimensions in Millimeters (Inches)



Extension WE2 – Dimensions in Millimeters (Inches) Extensions and Extension Adapters are used to provide additional capacity needed for NEC box fill requirements. Adapters allow installer to add “take-offs” to new boxes and/or devices.


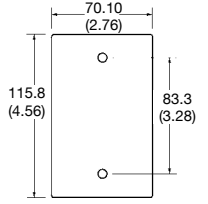

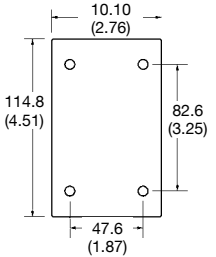

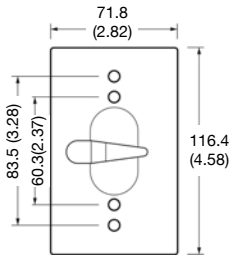

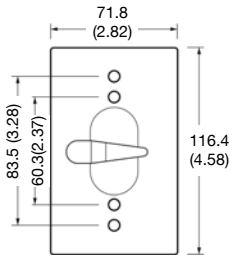


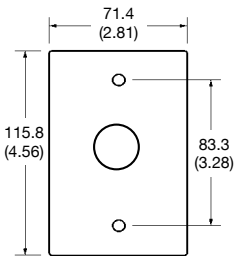
| A | B | C | D | E | F | G | H | J | K | L | Catalog Number |
|-----------------|-----------------|----------------|----------------|-----------------|----------------|----------------|----------------|----------------|----------------|----------------|----------------|
| 115.0 (4.52) | 115.0 (4.52) | 54.5 (2.14) | 16.0 (0.63) | 123.6 (4.86) | 98.2 (3.86) | 93.7 (3.69) | 96.1 (3.78) | - | - | 82.6 (3.25) | WSK250 |
| 115.0 (4.52) | 115.0 (4.52) | 54.5 (2.14) | 16.0 (0.63) | 123.6 (4.86) | 98.2 (3.86) | 93.7 (3.69) | 96.1 (3.78) | - | - | 82.6 (3.25) | WSK275 |
| 115.0 (4.52) | 115.0 (4.52) | 54.5 (2.14) | 16.0 (0.63) | 123.6 (4.86) | 98.2 (3.86) | 93.7 (3.69) | 96.1 (3.78) | 38.1 (1.50) | - | 82.6 (3.25) | WSL250 |
| 115.0 (4.52) | 115.0 (4.52) | 54.5 (2.14) | 16.0 (0.63) | 123.6 (4.86) | 98.2 (3.86) | 93.7 (3.69) | 96.1 (3.78) | 38.1 (1.50) | - | 82.6 (3.25) | WSL275 |
| 115.0 (4.52) | 115.0 (4.52) | 54.5 (2.14) | 16.0 (0.63) | 123.6 (4.86) | 98.2 (3.86) | 93.7 (3.69) | 96.1 (3.78) | - | - | 82.6 (3.25) | WSM250 |
| 115.0 (4.52) | 115.0 (4.52) | 54.5 (2.14) | 16.0 (0.63) | 123.6 (4.86) | 98.2 (3.86) | 93.7 (3.69) | 96.1 (3.78) | - | - | 82.6 (3.25) | WSM275 |
| 115.0 (4.52) | 115.0 (4.52) | 54.5 (2.14) | 16.0 (0.63) | 123.6 (4.86) | 98.2 (3.86) | 93.7 (3.69) | 96.1 (3.78) | - | - | 82.6 (3.25) | WSM210 |
| 115.0 (4.52) | 115.0 (4.52) | 54.5 (2.14) | 16.0 (0.63) | 123.6 (4.86) | 98.2 (3.86) | 93.7 (3.69) | 96.1 (3.78) | 38.1 (1.50) | - | 82.6 (3.25) | WSP250 |
| 115.0 (4.52) | 115.0 (4.52) | 54.5 (2.14) | 16.0 (0.63) | 123.6 (4.86) | 98.2 (3.86) | 93.7 (3.69) | 96.1 (3.78) | 38.1 (1.50) | - | 82.6 (3.25) | WSP275 |
| 115.0 (4.52) | 115.0 (4.52) | 54.5 (2.14) | 16.0 (0.63) | 123.6 (4.86) | 98.2 (3.86) | 93.7 (3.69) | 96.1 (3.78) | 38.1 (1.50) | - | 82.6 (3.25) | WSR250 |
| 115.0 (4.52) | 115.0 (4.52) | 54.5 (2.14) | 16.0 (0.63) | 123.6 (4.86) | 98.2 (3.86) | 93.7 (3.69) | 96.1 (3.78) | 38.1 (1.50) | - | 82.6 (3.25) | WSR275 |
| 115.0 (4.52) | 115.0 (4.52) | 54.5 (2.14) | 16.0 (0.63) | 123.6 (4.86) | 98.2 (3.86) | 93.7 (3.69) | 96.1 (3.78) | - | 38.1 (1.50) | 82.6 (3.25) | WST250 |
| 115.0 (4.52) | 115.0 (4.52) | 54.5 (2.14) | 16.0 (0.63) | 123.6 (4.86) | 98.2 (3.86) | 93.7 (3.69) | 96.1 (3.78) | - | 38.1 (1.50) | 82.6 (3.25) | WST275 |
| 115.0 (4.52) | 115.0 (4.52) | 54.5 (2.14) | 16.0 (0.63) | 123.6 (4.86) | 98.2 (3.86) | 93.7 (3.69) | 96.1 (3.78) | - | - | 82.6 (3.25) | WSX250 |
| 115.0 (4.52) | 115.0 (4.52) | 54.5 (2.14) | 16.0 (0.63) | 123.6 (4.86) | 98.2 (3.86) | 93.7 (3.69) | 96.1 (3.78) | - | - | 82.6 (3.25) | WSX275 |
| 115.0 (4.52) | 115.0 (4.52) | 54.5 (2.14) | 16.0 (0.63) | 123.6 (4.86) | 98.2 (3.86) | 93.7 (3.69) | 96.1 (3.78) | - | - | 82.6 (3.25) | WSX210 |
| 115.0 (4.52) | 115.0 (4.52) | 67.8 (2.66) | 21.7 (0.85) | 123.6 (4.86) | 98.2 (3.86) | 93.7 (3.69) | 96.1 (3.78) | 38.1 (1.50) | - | 82.6 (3.25) | WDK250 |
| 115.0 (4.52) | 115.0 (4.52) | 67.8 (2.66) | 21.7 (0.85) | 123.6 (4.86) | 98.2 (3.86) | 93.7 (3.69) | 96.1 (3.78) | 38.1 (1.50) | - | 82.6 (3.25) | WDK275 |
| 115.0 (4.52) | 115.0 (4.52) | 67.8 (2.66) | 21.7 (0.85) | 123.6 (4.86) | 98.2 (3.86) | 93.7 (3.69) | 96.1 (3.78) | 38.1 (1.50) | - | 82.6 (3.25) | WDK210 |
| 115.0 (4.52) | 115.0 (4.52) | 67.8 (2.66) | 21.7 (0.85) | 123.6 (4.86) | 98.2 (3.86) | 93.7 (3.69) | 96.1 (3.78) | 38.1 (1.50) | - | 82.6 (3.25) | WDP250 |
| 115.0 (4.52) | 115.0 (4.52) | 67.8 (2.66) | 21.7 (0.85) | 123.6 (4.86) | 98.2 (3.86) | 93.7 (3.69) | 96.1 (3.78) | 38.1 (1.50) | - | 82.6 (3.25) | WDP275 |
| 115.0 (4.52) | 115.0 (4.52) | 67.8 (2.66) | 21.7 (0.85) | 123.6 (4.86) | 98.2 (3.86) | 93.7 (3.69) | 96.1 (3.78) | 38.1 (1.50) | - | 82.6 (3.25) | WDP210 |

Weatherproof Boxes, Covers, Lampholders and Lighting Fixtures

One-Gang Weatherproof Covers

Gasket and mounting hardware included.

NEC/CEC:
Listed for Ordinary Locations


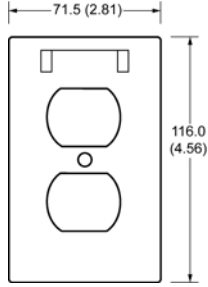


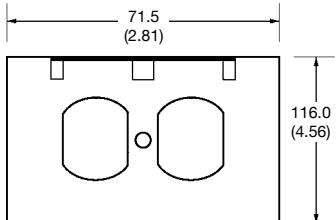


| Description | Orientation | For use with devices | Color | Catalog Number | Dimensions in Millimeters (Inches) |
|---|-------------|------------------------|-------|----------------|---|
|  Blank Cover, 2-screws (stamped aluminum) | Universal | — | Gray | WCB1 |  |
|  Blank Cover, 4-screws (stamped aluminum) | Universal | — | Gray | WCB14 |  |
|  Toggle Switch Cover | Vertical | Switch (10A - 20A) | Gray | WCT1 |  |
|  Toggle Switch Cover w/ switch | Vertical | Switch (15A, 1-pole) | Gray | WCT115 |  |
|  Toggle Switch Cover w/ switch | Vertical | Switch (15A, 3 Way) | Gray | WCT113 | |
|  Cover with Photocell (stamped aluminum) | Universal | Photocell (120A, 300W) | Gray | WCE1 |  |

Weatherproof Boxes, Covers, Lampholders and Lighting Fixtures

One-Gang Weatherproof Covers

Gasket and mounting hardware included.

NEC/CEC:
Listed for Ordinary Locations

| | Description | Orientation | For use with devices | Color | Catalog Number | Dimensions in Millimeters (Inches) |
|---|--|-------------|-------------------------|-------|----------------|---|
|  | Self closing cover | Vertical | Duplex Recept or Switch | Gray | WVD1 ① |  |
|  | Self closing cover 3/16" hole for padlock | Vertical | Duplex Recept or Switch | Gray | WVDL1 ② | |
|  | Self closing cover | Horizontal | Duplex Recept or Switch | Gray | WHD1 ① |  |
|  | Stay open cover | Horizontal | Duplex Recept or Switch | Gray | WHDO1 ③ | |
|  | Self closing cover w/ recept | Horizontal | Duplex Recept | Gray | WHD1WR | |

① Catalog number shown represents gray color. White (Suffix **-W**) and Bronze (Suffix **-B**) also available. Consult local sales representative for lead time.

② Hasp diameter 3/16". Lock not included.


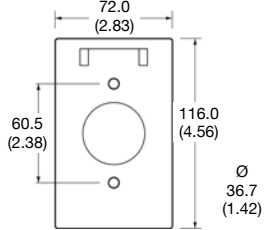

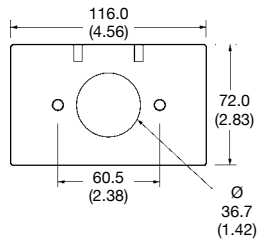

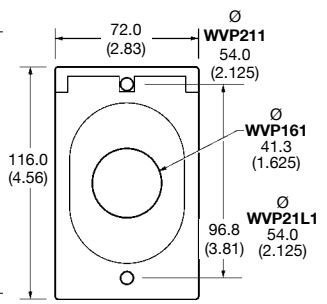
③ Not UL Listed.

Weatherproof Boxes, Covers, Lampholders and Lighting Fixtures

One-Gang Weatherproof Covers

Gasket and mounting hardware included.

NEC/CEC:
Listed for Ordinary Locations

| | Description | Orientation | For use with devices | Color | Catalog Number | Dimensions in Millimeters (Inches) |
|---|--|-------------|-------------------------|-------|------------------|---|
|  | Self Closing Cover | Vertical | Single Recept or Switch | Gray | WVS1 |  |
|  | Self Closing Cover | Horizontal | Single Recept or Switch | Gray | WHS1 |  |
| | Self Closing Power Outlet Cover (2.125" opening) | Vertical | Single Recept (20A-50A) | Gray | WVP211 | |
|  | Self Closing Power Outlet Cover (1.625" opening) | Vertical | Single Recept | Gray | WVP161 |  |
| | Self Closing Power Outlet Cover (2.125" opening) | Vertical | Single Recept (20A-50A) | Gray | WVP21L1 ① | |

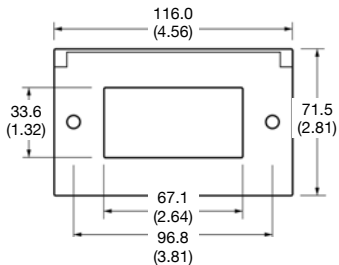

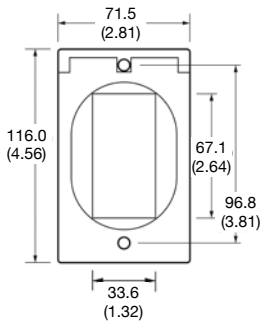
① Hasp diameter 3/16". Lock not included.

Weatherproof Boxes, Covers, Lampholders and Lighting Fixtures

One-Gang Weatherproof Covers

Gasket and mounting hardware included.

NEC/CEC:
Listed for Ordinary Locations

| | Description | Orientation | For use with devices | Color | Catalog Number | Dimensions in Millimeters (Inches) |
|--|--------------------|-------------|----------------------|-------|----------------|--|
|  | Self closing cover | Horizontal | GFCI | Gray | WHG1 ① |  |
|  | Self closing cover | Vertical | GFCI | Gray | WVG1 ① |  |


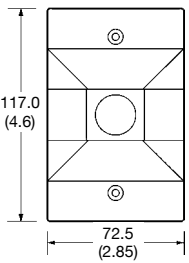

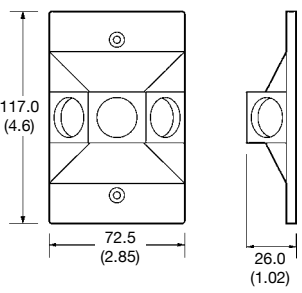

① Catalog number shown represents gray color. White (Suffix **-W**) and Bronze (Suffix **-B**) also available. Consult local sales representative for lead time.

Weatherproof Boxes, Covers, Lampholders and Lighting Fixtures

One-Gang Weatherproof Covers

Gasket and mounting hardware included.

NEC/CEC:
Listed for Ordinary Locations

| | Description | Orientation | For use with devices | Color | Catalog Number | Dimensions in Millimeters (Inches) |
|---|--|-------------|-----------------------------|-------|----------------|---|
|  | Raised Cover, one 1/2" hub | Universal | 1 Photocell or lampholder | Gray | WC1150 |  |
|  | Raised Cover, three 1/2" hubs | Universal | 3 Photocells or lampholders | Gray | WC1350 ① | <p>For horizontal to downward aiming (For use with 150 W max lamp)</p>  |
|  | Raised Cover, two 1/2" hubs with lampholders | Universal | 2 Lampholders included | Gray | WC12L | |



① Catalog number shown represents gray color. White (Suffix -W) and Bronze (Suffix -B) also available. Consult local sales representative for lead time.

Weatherproof Boxes, Covers, Lampholders and Lighting Fixtures

One-Gang Weatherproof In-Use Covers with Inserts


Gasket and mounting hardware included.

NEC/CEC:
Listed for Ordinary Locations

| | Description | Orientation | Color | Catalog Number |
|---|---|-------------|-------|----------------|
|  | In-Use cover, 2-7/8" deep 3/8" hole for padlock (polycarbonate) | Universal | Clear | WCIU |
|  | In-Use cover, 3-1/2" deep 3/8" hole for padlock (polycarbonate) | Universal | Clear | WCDIU1 |

WCIU1 and WCDIU1 Inserts 3 inserts produce 14 configurations

Single gang In-Use inserts can be used in both vertical and horizontal applications, by simply changing the hinge points.



① Provided with inserts, devices not included.

Weatherproof Boxes, Covers, Lampholders and Lighting Fixtures

One-Gang Weatherproof In-Use Covers with Inserts

NEC/CEC:
Listed for Ordinary Locations

Applications

- For use in damp or wet locations.

Features

- Extra-Duty rated per the requirements of the NEC.
- Provides weather protection with cover closed and cords plugged in.
- Multi-height lever adjusts to create a cover depth of 2-3/4" or 3-1/2".
- Impact rated.
- Adhesive sealing gasket factory installed to ease installation.
- Reinforced hinge withstands 40 lbs. stress test.
- Device inserts snap into place without the use of tools.
- Extra-large cord opening for heavy gauge cords.
- Sleek industrial design.
- Lockable.

Standard Materials

- Body/cover: diecast aluminum
- Lever: stamped steel

Standard Finishes

- Lever: zinc plated

NEC/CEC Certifications and Compliances

- UL Standard: 514D
- CSA Standard: C22.1
- cULus Listed: E2527

| | Description | Orientation | Catalog Number | Dimensions In Millimeters (Inches) | |
|--|---------------------|-------------|----------------|------------------------------------|--|
| | 1-Gang In Use Cover | Vertical | WCIU1DV | | |
| | 1-Gang In Use Cover | Horizontal | WCIU1DH | | |

Inserts

| Round | | | | | | |
|----------------|--------------|---|----------------|---------------|-------------|-------------|
| Duplex | GFCI | Switch | 2-1/8" | 1-11/16" | 1-5/8" | 1-5/8" |
| | | | | | | |
| Duplex Adapter | GFCI Adapter | 2-1/8" Adapter 1-5/8" Ring Switch Adapter | 2-1/8" Adapter | 1-11/16" Ring | 1-5/8" Ring | 1-5/8" Ring |

Weatherproof Boxes, Covers, Lampholders and Lighting Fixtures

Two-Gang Weatherproof Covers

Gasket and mounting hardware included.

NEC/CEC:
Listed for Ordinary Locations


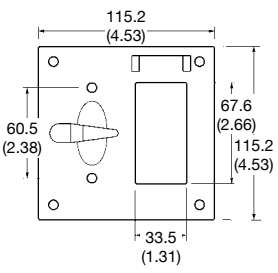

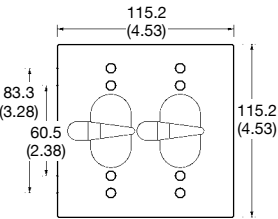
| | Description | Orientation | For use with devices | Color | Catalog Number | Dimensions in Millimeters (Inches) |
|--|--------------------------------|-------------|------------------------|-------|----------------|------------------------------------|
| | Blank Cover (stamped aluminum) | Universal | — | Gray | WCB24 | |
| | Self Closing Cover | Vertical | Single Recept and GFCI | Gray | WVSG2 | |
| | Self Closing Cover | Vertical | Duplex Recept and GFCI | Gray | WVDG2 | |
| | Self Closing Cover | Vertical | 2 GFCI | Gray | WVGG2 | |

Weatherproof Boxes, Covers, Lampholders and Lighting Fixtures

Two-Gang Weatherproof Covers

Gasket and mounting hardware included.

NEC/CEC:
Listed for Ordinary Locations


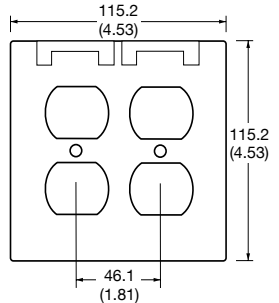

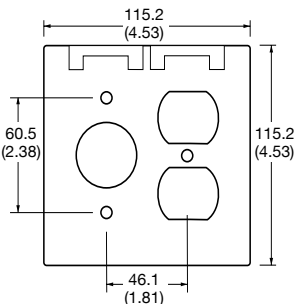

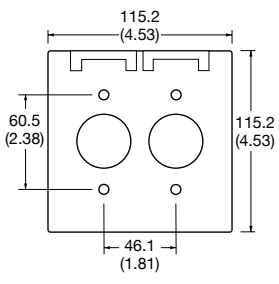
| Description | Orientation | For use with devices | Color | Catalog Number | Dimensions in Millimeters (Inches) |
|---|-------------|------------------------|-------|----------------|---|
|  <p>Self Closing Cover</p> | Vertical | Switch and GFCI | Gray | WVTG2 |  |
|  <p>Toggle Switch Cover (stamped aluminum)</p> | Vertical | 2 Switches (15A - 20A) | Gray | WTT2 |  |

Weatherproof Boxes, Covers, Lampholders and Lighting Fixtures

Two-Gang Weatherproof Covers

Gasket and mounting hardware included.

NEC/CEC:
Listed for Ordinary Locations

| | Description | Orientation | For use with devices | Color | Catalog Number | Dimensions in Millimeters (Inches) |
|---|--------------------|-------------|---------------------------------|-------|----------------|---|
|  | Self closing cover | Vertical | 2 Duplex Recept or Switches | Gray | WVDD2 |  |
|  | Self closing cover | Vertical | Single Recept and Duplex Recept | Gray | WVSD2 ① |  |
|  | Self closing cover | Vertical | 2 Single Recept or Switches | Gray | WVSS2 ① |  |

① Catalog number shown represents gray color. White (Suffix -W) and Bronze (Suffix -B) also available. Consult local sales representative for lead time.

Weatherproof Boxes, Covers, Lampholders and Lighting Fixtures

Two-Gang Weatherproof In-Use Covers with Inserts

NEC/CEC:
Listed for Ordinary Locations

Applications

- For use in damp or wet locations.

Features

- Extra-Duty rated per the requirements of the NEC.
- Provides weather protection with cover closed and cords plugged in.
- Multi-height lever adjusts to create a cover depth of 2-3/4" or 3-1/2".
- Impact rated.
- Adhesive sealing gasket factory installed to ease installation.
- Reinforced hinge withstands 40 lbs. stress test.
- Device inserts snap into place without the use of tools.
- Extra-large cord opening for heavy gauge cords.
- Sleek industrial design.
- Lockable.

Standard Materials


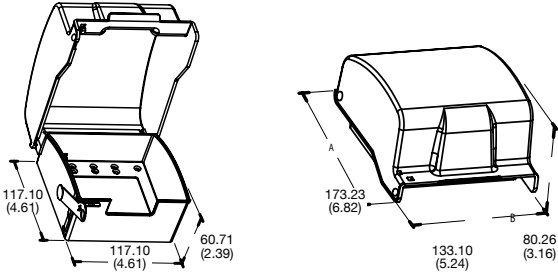
- Body/cover: diecast aluminum
- Lever: stamped steel

Standard Finishes








- Lever: zinc plated

NEC/CEC Certifications and Compliances

- UL Standard: 514D
- CSA Standard: C22.1
- cULus Listed: E2527

| Description | Orientation | Catalog Number | Dimensions In Millimeters (Inches) |
|--|-------------|----------------|---|
|  <p>2-Gang In Use Cover</p> | Horizontal | WCIU2SD |  <p>117.10 (4.61) 60.71 (2.39) 173.23 (6.82) 133.10 (5.24) 80.26 (3.16)</p> |

Inserts


| Round | | | | | | |
|---|---|--|---|---|--|--|
| Duplex | GFCI | Switch | 2-1/8" | 1-11/16" | 1-5/8" | 1-5/8" |
|  |  |  |  |  |  |  |
| Duplex Adapter | GFCI Adapter | 2-1/8" Adapter 1-5/8" Ring Switch Adapter | 2-1/8" Adapter | 1-11/16" Ring | 1-5/8" Ring | 1-5/8" Ring |

Weatherproof Boxes, Covers, Lampholders and Lighting Fixtures

Two-Gang Weatherproof In-Use Covers with Inserts


Gasket and mounting hardware included.

NEC/CEC:
Listed for Ordinary Locations

| | Description | Orientation | Color | Catalog Number |
|---|--|-------------|-------|----------------|
|  | In-Use Cover, 2-1/4" Deep (polycarbonate) 3/8" hole for padlock | Vertical | Clear | WCIU2 ① |

WCIU2 Inserts- 6 inserts produce 70 configurations

Two gang In-Use convertible inserts snap together to create combinations for almost every application.






① Provided with inserts, devices not included.

Weatherproof Boxes, Covers, Lampholders and Lighting Fixtures

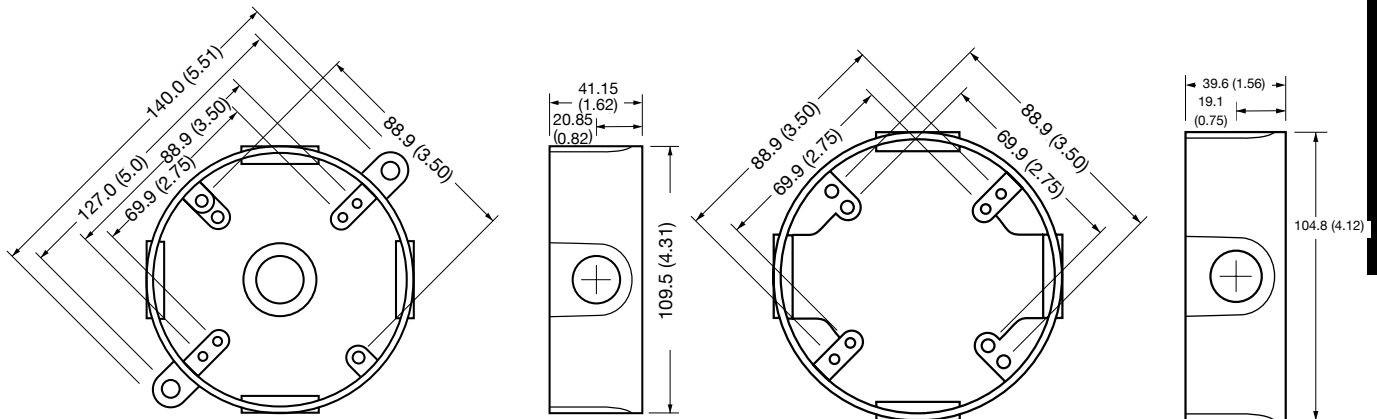
Round Weatherproof Outlet Boxes and Extensions

Closure plugs, ground screw and mounting lugs included.

NEC/CEC:
Listed for Ordinary Locations

| | Depth (Inches) | Wiring Cubic Inch Capacity | Hub Size (Inches) | No. Of Hubs | Catalog Number |
|---|----------------|----------------------------|-------------------|-------------|----------------|
|  | 1.62 | 16 | 1/2 | 5 | WRX50 ① |
| | 1.62 | 16 | 3/4 | 5 | WRX75 ① |
|  | 1.62 | 16 | 1/2 | 5 | WRX50CG |
| | 1.62 | 16 | 3/4 | 5 | WRX75CG |
|  | 1.62 | 16.5 | 1/2 | 4 | WERX50 |
| | 1.62 | 16.5 | 3/4 | 4 | WERX75 |

Dimensions in Millimeters (Inches)



WRX50
WRX75
WRX50CG
WRX75CG

Extension WERX50/WERX75

Extensions and Extension Adapters are used to provide additional capacity needed for NEC box fill requirements. Adapters allow installer to add "take-offs" to new boxes and/or devices.


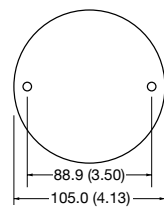

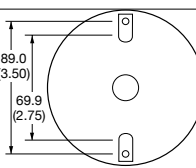

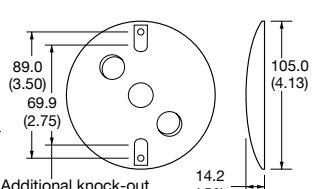

① Catalog number shown represents gray color. White (Suffix -W) and Bronze (Suffix -B) also available. Consult local sales representative for lead time.

Weatherproof Boxes, Covers, Lampholders and Lighting Fixtures

Round Weatherproof Covers


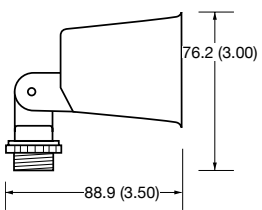
Gasket and mounting hardware included. Lampholders are adjustable. Porcelain sockets.

NEC/CEC:
Listed for Ordinary Locations

| | Description | Orientation | For use with devices | Color | Catalog Number | Dimensions in Millimeters (Inches) |
|---|--|-------------|-----------------------------|-------|-----------------|---|
|  | Blank Cover, 4" OD (stamped aluminum) | Universal | — | Gray | WCBR |  |
|  | Raised Cover, One 1/2" hub | Universal | 1 Photocell or lampholder | Gray | WCR150 ① |  Additional knock-out provided for mounting to 3-1/2" Round Box. |
|  | Raised Cover, Three 1/2" hubs | Universal | 3 Photocells or lampholders | Gray | WCR350 ① |  Additional knock-out provided for mounting to 3-1/2" Round Box. |
|  | Raised Cover, two 1/2" hubs with lampholders | Universal | 2 Lampholders included | Gray | WCR2L ② | |

Locking swivel knuckle permits lamp positioning and aiming.

Supplied with porcelain sockets, gaskets, extra long leads, locknut and other hardware. For aiming horizontal or downward. For use with 150 W.

| | Description | Color | Catalog Number | Dimensions in Millimeters (Inches) |
|---|---------------------|------------------|----------------|---|
|  | Lampholder | Unfinished Metal | WLU1 |  |
| | Finished Lampholder | Gray | WLI ① | |




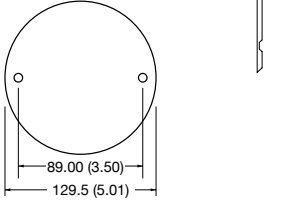
① Catalog number shown represents gray color. White (Suffix **-W**) and Bronze (Suffix **-B**) also available. Consult local sales representative for lead time.

② For horizontal to downward aiming For use with 150W max. lamp. Box not included.

Weatherproof Boxes, Covers, Lampholders and Lighting Fixtures

Ceiling Plates and Lampholders

NEC/CEC:
Listed for Ordinary Locations

| | Description | Orientation | For use with devices | Color | Catalog Number | Dimensions in Millimeters (Inches) |
|--|---------------------------------------|-------------|------------------------|-------|------------------|--|
|  | Ceiling plate (deep) with lampholders | Universal | 2 Lampholders included | White | WCRD2LW ① |  |
|  | Ceiling plate w/ beveled edge | Universal | — | White | WCRB3W |  |
|  | Ceiling plate w/ beveled edge | Universal | — | White | WCRB4W |  |

① For use with 150W max. lamp.




Weatherproof Boxes, Covers, Lampholders and Lighting Fixtures

Weatherproof Incandescent Fixtures

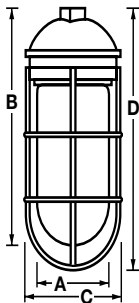
NEC/CEC:
Listed for Ordinary Locations

Factory assembled with guard, 120 volt rated.

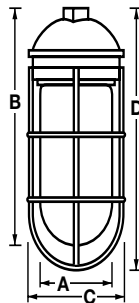
Ground screw, closure plugs and mounting lugs included. Use with 125 °C (257 °F) supply wire. Use with medium base incandescent lamps. Gray color.

| | Mounting Style | Hub Size (Inches) | No. of Hubs | Wattage | Dimensions In Millimeters (Inches) | | | | | | Catalog Number |
|---|----------------|-------------------|-------------|---------|------------------------------------|------------------|-----------------|------------------|-----------------|-----------------|----------------|
| | | | | | A | B | C | D | E | F | |
|  | Pendant | 1/2 | 1 | 100 | 85.0 (3.34) | 231.0 (9.09) | 105.5 (4.15) | 251.0 (9.88) | — | — | WFA1050G |
| | Pendant | 3/4 | 1 | 100 | 85.0 (3.34) | 231.0 (9.09) | 105.5 (4.15) | 251.0 (9.88) | — | — | WFA1075G |
| | Pendant | 1/2 | 1 | 200 | 109.8 (4.32) | 266.7 (10.50) | 135.5 (5.33) | 279.4 (11.00) | — | — | WFA2050G |
| | Pendant | 3/4 | 1 | 200 | 109.8 (4.32) | 266.7 (10.50) | 135.5 (5.33) | 279.4 (11.00) | — | — | WFA2075G |
|  | Ceiling | 1/2 | 5 | 100 | 85.0 (3.34) | 219.0 (8.62) | 105.5 (4.15) | 238.0 (9.37) | — | — | WFC1050G |
| | Ceiling | 3/4 | 5 | 100 | 85.0 (3.34) | 219.0 (8.62) | 108.0 (4.15) | 238.0 (9.37) | — | — | WFC1075G |
| | Ceiling | 1/2 | 5 | 200 | 109.8 (4.32) | 266.7 (10.50) | 135.5 (5.33) | 273.1 (10.75) | — | — | WFC2050G |
| | Ceiling | 3/4 | 5 | 200 | 109.8 (4.32) | 266.7 (10.50) | 135.5 (5.33) | 273.1 (10.75) | — | — | WFC2075G |
|  | Wall | 1/2 | 5 | 100 | 85.0 (3.34) | 184.2 (7.25) | 105.5 (4.15) | 207.0 (8.14) | 118.0 (4.64) | 106.0 (4.17) | WFW1050G |
| | Wall | 3/4 | 5 | 100 | 85.0 (3.34) | 184.2 (7.25) | 105.5 (4.15) | 207.0 (8.14) | 118.0 (4.64) | 106.0 (4.17) | WFW1075G |
| | Wall | 1/2 | 5 | 200 | 109.8 (4.32) | 222.3 (8.75) | 135.5 (5.33) | 235.0 (9.25) | 118.0 (4.64) | 114.3 (4.50) | WFW2050G |
| | Wall | 3/4 | 5 | 200 | 109.8 (4.32) | 222.3 (8.75) | 135.5 (5.33) | 235.0 (9.25) | 118.0 (4.64) | 114.3 (4.50) | WFW2075G |

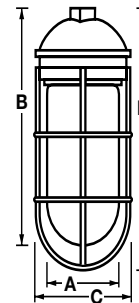
Dimensions in Millimeters (Inches)



WFA Series



WFC Series






WFW Series

Weatherproof Boxes, Covers, Lampholders and Lighting Fixtures

Accessories and Replacement Parts

NEC/CEC:
Listed for Ordinary Locations

| Accessories | | | | |
|--|---|---|----------------|----------------|
| | Electrical Rating | Description | Color | Catalog Number |
|  | 120 Vac, 5 Amp | Automated Door Operated Light Switch | Metal | WSWITCH |
|  | 120 Vac, 300 watt | Photoelectric Night Switch with Time Delay for Lamp Posts | — | WPHOTO |
|  | 120 Vac, 300 watt | Photoelectric Night Switch with Time Delay 1/2" NPT w/locknut | Gray | WPHOTO50 |
| Replacement Parts | | | | |
| | Description | Color | Catalog Number | |
| | Universal 1 gang gasket | Black | WGSK1 | |
| | Universal 2 gang gasket | Black | WGSK2 | |
| | 1 gang gasket, single and duplex covers | Black | WGSKD1 | |
| | External lampholder gasket | Black | WGSKEL | |
| | 2 Mounting lugs w/ screws | Gray | WLUGS | |
| | 4-1" closure Plugs | Gray | WPLG104 ① | |
| | 4-1/2" Closure Plugs | Gray | WPLG504 ① | |
| | 4-3/4" Closure Plugs | Gray | WPLG754 ① | |
| | Heavy duty wire guard for 100 watt fixtures, #8 AWS | — | WFG1 | |
| | Heavy duty wire guard for 200 watt fixtures, #8 AWS | — | WFG2 | |
| | Glass globe for 100 W lighting fixtures | — | WFGL1 | |
| | Glass globe for 200 W lighting fixtures | — | WFGL2 | |

① Catalog number shown represents gray color. White (Suffix -W) and Bronze (Suffix -B) also available. Consult local sales representative for lead time.

Weatherproof Boxes, Covers, Lampholders and Lighting Fixtures

NEC/CEC:

Listed for Ordinary Locations

Applications

- Use in branch circuit wiring for wet, damp or dry locations.
- May be used as a junction box or a device box for switches, receptacles, GFCIs, etc.
- Lampholders are for use in exterior and interior applications to provide safety and security for driveways, doorways and walkways.
- Lighting fixtures are for use in areas where moisture ingress is a concern such as construction sites, tunnels, bridges and subways.

Features

- Rugged continuous and seamless diecast construction prevents entry of dirt, dust and moisture.
- Polyester powder coating is applied for uniform cosmetic coating and weatherproof durability.
- Mounting can be achieved with mounting lugs (provided) or by using the integral mounting knockouts.
- Smooth, accurately tapped hubs prevent wire abrasion.
- Clear UL marking and volumetric marking cast into each box and extension ring facilitate electrical inspection.
- Continuous box and cover compression ensure complete sealing at gasket interface to prevent moisture entry.
- Lockable covers and covers with integral devices are offered.
- Closure plugs (2), mounting lugs (2) and green ground screw provided with each box.
- Mounting hardware and gasket provided with each cover.
- Locking swivel knuckle on lampholders permits positive lamp positioning and accurate directional aiming.
- Lampholders are supplied with all hardware including locknuts, porcelain sockets and internal gaskets for reliability and weather protection.
- Photocells and lampholders are supplied with long leads (4" from the end of the knuckle) to facilitate wiring.
- Lighting fixtures are factory assembled and fully gasketed to ensure fast and easy installation.
- Complete installation instructions are provided with each item.
- In-Use covers include patented inserts and comply with NEC requirements.
- Lighting fixtures are individually boxed, labeled and bar coded for ease of handling and identification.

Standard Materials

- Boxes, extensions, covers, lamp-holders, lighting fixtures, and closure plugs: diecast aluminum
- In-use covers: polycarbonate or diecast aluminum
- Lugs: stamped aluminum (one- and two-gang boxes), integrally cast (round boxes)
- Cover screws: plated steel
- Gaskets: closed cell foam (covers), fiber (lampholders), closed cell foam or fiber (lighting fixtures)
- Glass: annealed glass
- Sockets: porcelain (lampholders and lighting fixtures)

NEC/CEC Certifications and Compliances

- UL Standard: 514A, 514D, 1598 as applicable
- UL Listed: E2527, E53330
- CSA Standard: C22.2 No. 18.1, C22.2 No. 250.0 as applicable
- cUL Listed: E2527
- NEMA: FB-1, OS-1



Most of the boxes, covers and lampholders are individually shrink wrapped, labeled and bar coded for ease of handling and identification.






Sturdy corrugated boxes with easy lift-off top with shrink wrapping facilitate merchandising.

Weatherproof Boxes, Covers, Lampholders and Lighting Fixtures

One-Gang Weatherproof Outlet Boxes and Extensions

Closure plugs, ground screw and mounting lugs included.

NEC/CEC:
Listed for Ordinary Locations

| | Depth (Inches) | Wiring Cubic Inch Capacity | Hub Size (Inches) | No. Of Hubs | Catalog Number |
|---|----------------|----------------------------|-------------------|-------------|----------------|
|  | 2 | 18.3 | 1/2 | 4 | WSL150 ① |
| | 2 | 18.3 | 3/4 | 4 | WSL175 |
|  | 2 | 18.3 | 1/2 | 3 | WSM150 ① |
| | 2 | 18.3 | 3/4 | 3 | WSM175 |
| | 2 | 18.3 | 1 | 3 | WSM110 |
|  | 2 | 18.3 | 1/2 | 5 | WSP150 |
| | 2 | 18.3 | 3/4 | 5 | WSP175 |
|  | 2 | 18.3 | 1/2 | 5 | WSX150 |
| | 2 | 18.3 | 3/4 | 5 | WSX175 |
| | 2 | 18.3 | 1 | 5 | WSX110 |
|  | 2-5/8 | 25.5 | 1/2 | 3 | WDM150 |
| | 2-5/8 | 25.5 | 3/4 | 3 | WDM175 |
| | 2-5/8 | 25.5 | 1 | 3 | WDM110 |




① Catalog number shown represents gray color. White (Suffix -W) and Bronze (Suffix -B) also available. Consult local sales representative for lead time.

Weatherproof Boxes, Covers, Lampholders and Lighting Fixtures

One-Gang Weatherproof Outlet Boxes and Extensions

Closure plugs, ground screw and mounting lugs included.

NEC/CEC:
Listed for Ordinary Locations

| | Depth (Inches) | Wiring Cubic Inch Capacity | Hub Size (Inches) | No. Of Hubs | Catalog Number |
|---|----------------|----------------------------|-------------------|-------------|----------------|
|  | 2-5/8 | 25.5 | 1/2 | 5 | WDX150 |
| | 2-5/8 | 25.5 | 3/4 | 5 | WDX175 |
| | 2-5/8 | 25.5 | 1 | 5 | WDX110 |
|  | 1 | 9.5 | - | - | WE1 |
|  | 1-1/2 | 12.5 | 1/2 | 4 | WEFX50 |
| | 1-1/2 | 12.5 | 3/4 | 4 | WEFX75 |

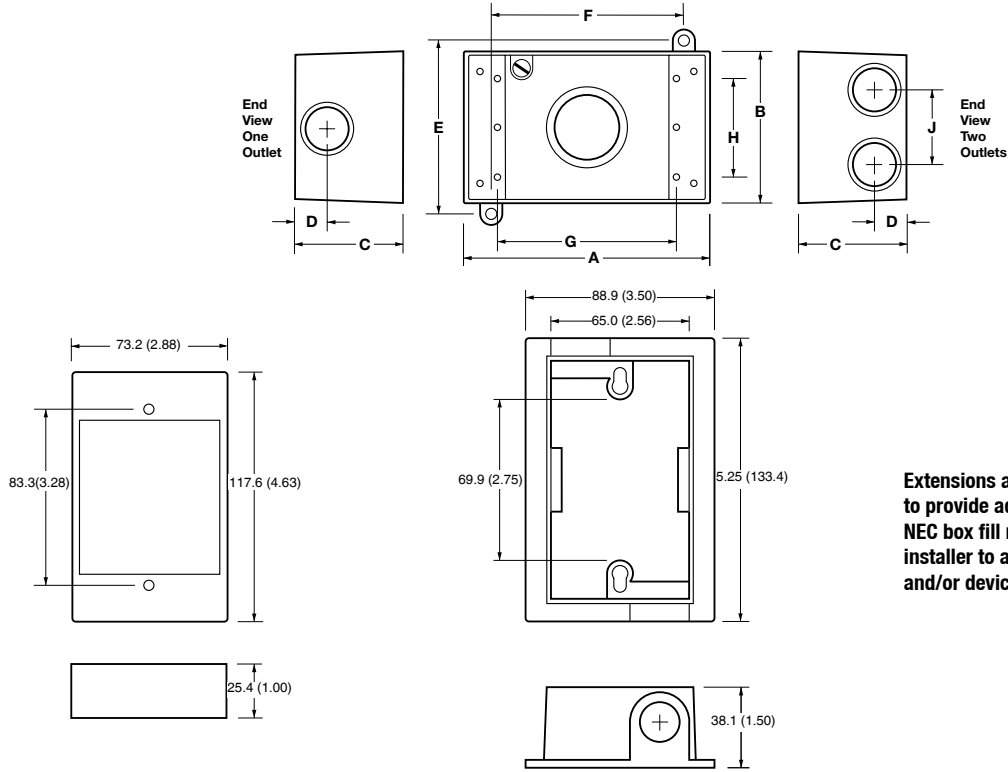
Weatherproof Boxes, Covers, Lampholders and Lighting Fixtures

One-Gang Box and Extension Dimensions

Closure plugs, ground screw and mounting lugs included.

NEC/CEC:
Listed for Ordinary Locations

Dimensions in Millimeters (Inches)



Extensions and Extension Adapters are used to provide additional capacity needed for NEC box fill requirements. Adapters allow installer to add "takeoffs" to new boxes and/or devices.

Extension E1






Flanged Extension Adapter: WEFX50, WEFX75

| A | B | C | D | E | F | G | H | J | Catalog Number |
|--------------|-------------|-------------|-------------|-------------|--------------|-------------|-------------|-------------|----------------|
| 115.8 (4.56) | 71.4 (2.81) | 50.8 (2.00) | 17.5 (0.68) | 77.7 (3.06) | 88.9 (3.50) | 82.6 (3.25) | 47.8 (1.88) | 36.5 (1.43) | WSL150 |
| 115.8 (4.56) | 71.4 (2.81) | 50.8 (2.00) | 17.5 (0.68) | 77.7 (3.06) | 88.9 (3.50) | 82.6 (3.25) | 47.8 (1.88) | 36.5 (1.43) | WSL175 |
| 115.8 (4.56) | 71.4 (2.81) | 50.8 (2.00) | 17.5 (0.68) | 77.7 (3.06) | 88.9 (3.50) | 82.6 (3.25) | 47.8 (1.88) | - | WSM150 |
| 115.8 (4.56) | 71.4 (2.81) | 50.8 (2.00) | 17.5 (0.68) | 77.7 (3.06) | 88.9 (3.50) | 82.6 (3.25) | 47.8 (1.88) | - | WSM175 |
| 115.8 (4.56) | 71.4 (2.81) | 50.8 (2.00) | 17.5 (0.68) | 77.7 (3.06) | 88.9 (3.50) | 82.6 (3.25) | 47.8 (1.88) | - | WSM110 |
| 115.8 (4.56) | 71.4 (2.81) | 50.8 (2.00) | 17.5 (0.68) | 77.7 (3.06) | 88.9 (3.50) | 82.6 (3.25) | 47.8 (1.88) | 36.5 (1.43) | WSP150 |
| 115.8 (4.56) | 71.4 (2.81) | 50.8 (2.00) | 17.5 (0.68) | 77.7 (3.06) | 88.9 (3.50) | 82.6 (3.25) | 47.8 (1.88) | 36.5 (1.43) | WSP175 |
| 115.8 (4.56) | 71.4 (2.81) | 50.8 (2.00) | 17.5 (0.68) | 77.7 (3.06) | 88.9 (3.50) | 82.6 (3.25) | 47.8 (1.88) | - | WSX150 |
| 115.8 (4.56) | 71.4 (2.81) | 50.8 (2.00) | 17.5 (0.68) | 77.7 (3.06) | 88.9 (3.50) | 82.6 (3.25) | 47.8 (1.88) | - | WSX175 |
| 114.8 (4.52) | 70.4 (2.77) | 50.8 (2.00) | 17.5 (0.68) | 86.4 (3.40) | 100.1 (3.94) | 82.6 (3.25) | 47.8 (1.88) | - | WSX110 |
| 115.8 (4.56) | 71.4 (2.81) | 66.8 (2.63) | 19.1 (0.75) | 77.7 (3.06) | 88.9 (3.50) | 82.6 (3.25) | 47.8 (1.88) | - | WDM150 |
| 115.8 (4.56) | 71.4 (2.81) | 66.8 (2.63) | 19.1 (0.75) | 77.7 (3.06) | 88.9 (3.50) | 82.6 (3.25) | 47.8 (1.88) | - | WDM175 |
| 115.8 (4.56) | 71.4 (2.81) | 66.8 (2.63) | 19.1 (0.75) | 77.7 (3.06) | 88.9 (3.50) | 82.6 (3.25) | 47.8 (1.88) | - | WDM110 |
| 115.8 (4.56) | 71.4 (2.81) | 66.8 (2.63) | 19.1 (0.75) | 77.7 (3.06) | 88.9 (3.50) | 82.6 (3.25) | 47.8 (1.88) | - | WDX150 |
| 115.8 (4.56) | 71.4 (2.81) | 66.8 (2.63) | 19.1 (0.75) | 77.7 (3.06) | 88.9 (3.50) | 82.6 (3.25) | 47.8 (1.88) | - | WDX175 |
| 115.8 (4.56) | 71.4 (2.81) | 66.8 (2.63) | 19.1 (0.75) | 77.7 (3.06) | 88.9 (3.50) | 82.6 (3.25) | 47.8 (1.88) | - | WDX110 |

Weatherproof Boxes, Covers, Lampholders and Lighting Fixtures**Two-Gang Weatherproof Outlet Boxes and Extensions**

Closure plugs, ground screw and mounting lugs included.

NEC/CEC:*Listed for Ordinary Locations*

| | Depth (Inches) | Wiring Cubic Inch Capacity | Hub Size (Inches) | No. of Hubs | Catalog Number |
|---|-------------------|-------------------------------|----------------------|----------------|-------------------|
|  | 2.2 | 30.2 | 1/2 | 7 | WSK250 |
| | 2.2 | 30.2 | 3/4 | 7 | WSK275 |
|  | 2.2 | 30.2 | 1/2 | 4 | WSL250 |
| | 2.2 | 30.2 | 3/4 | 4 | WSL275 |
|  | 2.2 | 30.2 | 1/2 | 3 | WSM250 |
| | 2.2 | 30.2 | 3/4 | 3 | WSM275 |
| | 2.2 | 30.2 | 1 | 3 | WSM210 |
|  | 2.2 | 30.2 | 1/2 | 5 | WSP250 |
| | 2.2 | 30.2 | 3/4 | 5 | WSP275 |
|  | 2.2 | 30.2 | 1/2 | 6 | WSR250 |
| | 2.2 | 30.2 | 3/4 | 6 | WSR275 |

Weatherproof Boxes, Covers, Lampholders and Lighting Fixtures

Two-Gang Weatherproof Outlet Boxes and Extensions

Closure plugs, ground screw and mounting lugs included.

NEC/CEC:
Listed for Ordinary Locations

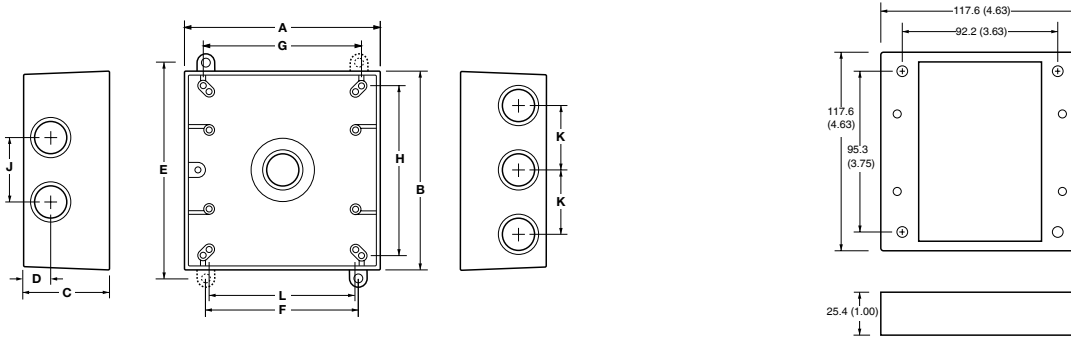
| | Depth (Inches) | Wiring Cubic Inch Capacity | HubSize (Inches) | No. Of Hubs | Catalog Number |
|---|----------------|----------------------------|------------------|-------------|----------------|
|  | 2.2 | 30.2 | 1/2 | 7 | WST250 |
| | 2.2 | 30.2 | 3/4 | 7 | WST275 |
|  | 2.2 | 30.2 | 1/2 | 5 | WSX250 |
| | 2.2 | 30.2 | 3/4 | 5 | WSX275 |
| | 2.2 | 30.2 | 1 | 5 | WSX210 |
|  | 2.78 | 36 | 1/2 | 7 | WDK250 |
| | 2.78 | 36 | 3/4 | 7 | WDK275 |
| | 2.78 | 36 | 1 | 7 | WDK210 |
|  | 2.78 | 36 | 1/2 | 5 | WDP250 |
| | 2.78 | 36 | 3/4 | 5 | WDP275 |
| | 2.78 | 36 | 1 | 5 | WDP210 |
|  | 1 | 16 | — | — | WE2 |

Weatherproof Boxes, Covers, Lampholders and Lighting Fixtures

Two-Gang Box and Extension Dimensions

NEC/CEC:
Listed for Ordinary Locations

Dimensions in Millimeters (Inches)



Extension WE2 – Dimensions in Millimeters (Inches) Extensions and Extension Adapters are used to provide additional capacity needed for NEC box fill requirements. Adapters allow installer to add “take-offs” to new boxes and/or devices.


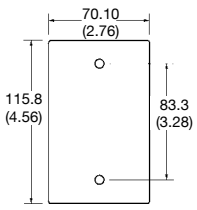

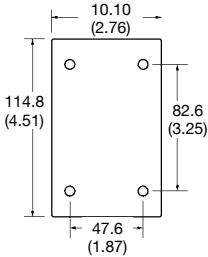

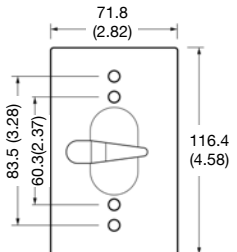

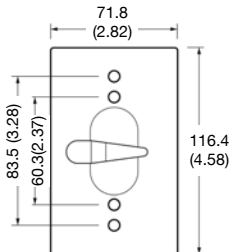


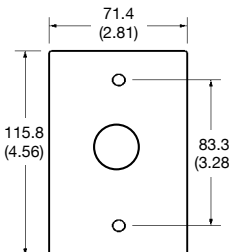
| A | B | C | D | E | F | G | H | J | K | L | Catalog Number |
|-----------------|-----------------|----------------|----------------|-----------------|----------------|----------------|----------------|----------------|----------------|----------------|----------------|
| 115.0 (4.52) | 115.0 (4.52) | 54.5 (2.14) | 16.0 (0.63) | 123.6 (4.86) | 98.2 (3.86) | 93.7 (3.69) | 96.1 (3.78) | - | - | 82.6 (3.25) | WSK250 |
| 115.0 (4.52) | 115.0 (4.52) | 54.5 (2.14) | 16.0 (0.63) | 123.6 (4.86) | 98.2 (3.86) | 93.7 (3.69) | 96.1 (3.78) | - | - | 82.6 (3.25) | WSK275 |
| 115.0 (4.52) | 115.0 (4.52) | 54.5 (2.14) | 16.0 (0.63) | 123.6 (4.86) | 98.2 (3.86) | 93.7 (3.69) | 96.1 (3.78) | 38.1 (1.50) | - | 82.6 (3.25) | WSL250 |
| 115.0 (4.52) | 115.0 (4.52) | 54.5 (2.14) | 16.0 (0.63) | 123.6 (4.86) | 98.2 (3.86) | 93.7 (3.69) | 96.1 (3.78) | 38.1 (1.50) | - | 82.6 (3.25) | WSL275 |
| 115.0 (4.52) | 115.0 (4.52) | 54.5 (2.14) | 16.0 (0.63) | 123.6 (4.86) | 98.2 (3.86) | 93.7 (3.69) | 96.1 (3.78) | - | - | 82.6 (3.25) | WSM250 |
| 115.0 (4.52) | 115.0 (4.52) | 54.5 (2.14) | 16.0 (0.63) | 123.6 (4.86) | 98.2 (3.86) | 93.7 (3.69) | 96.1 (3.78) | - | - | 82.6 (3.25) | WSM275 |
| 115.0 (4.52) | 115.0 (4.52) | 54.5 (2.14) | 16.0 (0.63) | 123.6 (4.86) | 98.2 (3.86) | 93.7 (3.69) | 96.1 (3.78) | - | - | 82.6 (3.25) | WSM210 |
| 115.0 (4.52) | 115.0 (4.52) | 54.5 (2.14) | 16.0 (0.63) | 123.6 (4.86) | 98.2 (3.86) | 93.7 (3.69) | 96.1 (3.78) | 38.1 (1.50) | - | 82.6 (3.25) | WSP250 |
| 115.0 (4.52) | 115.0 (4.52) | 54.5 (2.14) | 16.0 (0.63) | 123.6 (4.86) | 98.2 (3.86) | 93.7 (3.69) | 96.1 (3.78) | 38.1 (1.50) | - | 82.6 (3.25) | WSP275 |
| 115.0 (4.52) | 115.0 (4.52) | 54.5 (2.14) | 16.0 (0.63) | 123.6 (4.86) | 98.2 (3.86) | 93.7 (3.69) | 96.1 (3.78) | 38.1 (1.50) | - | 82.6 (3.25) | WSR250 |
| 115.0 (4.52) | 115.0 (4.52) | 54.5 (2.14) | 16.0 (0.63) | 123.6 (4.86) | 98.2 (3.86) | 93.7 (3.69) | 96.1 (3.78) | 38.1 (1.50) | - | 82.6 (3.25) | WSR275 |
| 115.0 (4.52) | 115.0 (4.52) | 54.5 (2.14) | 16.0 (0.63) | 123.6 (4.86) | 98.2 (3.86) | 93.7 (3.69) | 96.1 (3.78) | - | 38.1 (1.50) | 82.6 (3.25) | WST250 |
| 115.0 (4.52) | 115.0 (4.52) | 54.5 (2.14) | 16.0 (0.63) | 123.6 (4.86) | 98.2 (3.86) | 93.7 (3.69) | 96.1 (3.78) | - | 38.1 (1.50) | 82.6 (3.25) | WST275 |
| 115.0 (4.52) | 115.0 (4.52) | 54.5 (2.14) | 16.0 (0.63) | 123.6 (4.86) | 98.2 (3.86) | 93.7 (3.69) | 96.1 (3.78) | - | - | 82.6 (3.25) | WSX250 |
| 115.0 (4.52) | 115.0 (4.52) | 54.5 (2.14) | 16.0 (0.63) | 123.6 (4.86) | 98.2 (3.86) | 93.7 (3.69) | 96.1 (3.78) | - | - | 82.6 (3.25) | WSX275 |
| 115.0 (4.52) | 115.0 (4.52) | 54.5 (2.14) | 16.0 (0.63) | 123.6 (4.86) | 98.2 (3.86) | 93.7 (3.69) | 96.1 (3.78) | - | - | 82.6 (3.25) | WSX210 |
| 115.0 (4.52) | 115.0 (4.52) | 67.8 (2.66) | 21.7 (0.85) | 123.6 (4.86) | 98.2 (3.86) | 93.7 (3.69) | 96.1 (3.78) | 38.1 (1.50) | - | 82.6 (3.25) | WDK250 |
| 115.0 (4.52) | 115.0 (4.52) | 67.8 (2.66) | 21.7 (0.85) | 123.6 (4.86) | 98.2 (3.86) | 93.7 (3.69) | 96.1 (3.78) | 38.1 (1.50) | - | 82.6 (3.25) | WDK275 |
| 115.0 (4.52) | 115.0 (4.52) | 67.8 (2.66) | 21.7 (0.85) | 123.6 (4.86) | 98.2 (3.86) | 93.7 (3.69) | 96.1 (3.78) | 38.1 (1.50) | - | 82.6 (3.25) | WDK210 |
| 115.0 (4.52) | 115.0 (4.52) | 67.8 (2.66) | 21.7 (0.85) | 123.6 (4.86) | 98.2 (3.86) | 93.7 (3.69) | 96.1 (3.78) | 38.1 (1.50) | - | 82.6 (3.25) | WDP250 |
| 115.0 (4.52) | 115.0 (4.52) | 67.8 (2.66) | 21.7 (0.85) | 123.6 (4.86) | 98.2 (3.86) | 93.7 (3.69) | 96.1 (3.78) | 38.1 (1.50) | - | 82.6 (3.25) | WDP275 |
| 115.0 (4.52) | 115.0 (4.52) | 67.8 (2.66) | 21.7 (0.85) | 123.6 (4.86) | 98.2 (3.86) | 93.7 (3.69) | 96.1 (3.78) | 38.1 (1.50) | - | 82.6 (3.25) | WDP210 |

Weatherproof Boxes, Covers, Lampholders and Lighting Fixtures

One-Gang Weatherproof Covers

Gasket and mounting hardware included.

NEC/CEC:
Listed for Ordinary Locations





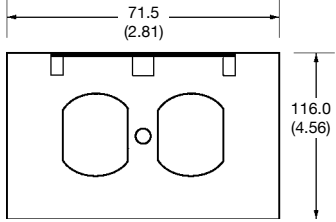


| Description | Orientation | For use with devices | Color | Catalog Number | Dimensions in Millimeters (Inches) |
|---|-------------|------------------------|-------|----------------|---|
|  Blank Cover, 2-screws (stamped aluminum) | Universal | — | Gray | WCB1 |  |
|  Blank Cover, 4-screws (stamped aluminum) | Universal | — | Gray | WCB14 |  |
|  Toggle Switch Cover | Vertical | Switch (10A - 20A) | Gray | WCT1 |  |
|  Toggle Switch Cover w/ switch | Vertical | Switch (15A, 1-pole) | Gray | WCT115 |  |
|  Toggle Switch Cover w/ switch | Vertical | Switch (15A, 3 Way) | Gray | WCT113 | |
|  Cover with Photocell (stamped aluminum) | Universal | Photocell (120A, 300W) | Gray | WCE1 |  |

Weatherproof Boxes, Covers, Lampholders and Lighting Fixtures

One-Gang Weatherproof Covers

Gasket and mounting hardware included.

NEC/CEC:
Listed for Ordinary Locations

| | Description | Orientation | For use with devices | Color | Catalog Number | Dimensions in Millimeters (Inches) |
|---|--|-------------|-------------------------|-------|----------------|---|
|  | Self closing cover | Vertical | Duplex Recept or Switch | Gray | WVD1 ① |  |
|  | Self closing cover 3/16" hole for padlock | Vertical | Duplex Recept or Switch | Gray | WVDL1 ② | |
|  | Self closing cover | Horizontal | Duplex Recept or Switch | Gray | WHD1 ① |  |
|  | Stay open cover | Horizontal | Duplex Recept or Switch | Gray | WHDO1 ③ | |
|  | Self closing cover w/ recept | Horizontal | Duplex Recept | Gray | WHD1WR | |

① Catalog number shown represents gray color. White (Suffix **-W**) and Bronze (Suffix **-B**) also available. Consult local sales representative for lead time.

② Hasp diameter 3/16". Lock not included.


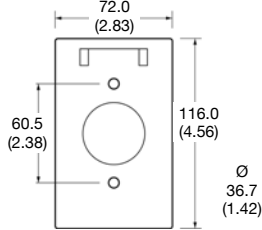

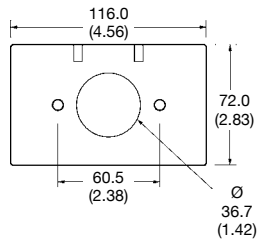

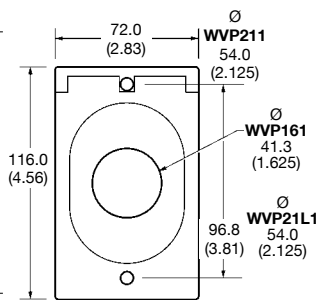
③ Not UL Listed.

Weatherproof Boxes, Covers, Lampholders and Lighting Fixtures

One-Gang Weatherproof Covers

Gasket and mounting hardware included.

NEC/CEC:
Listed for Ordinary Locations

| | Description | Orientation | For use with devices | Color | Catalog Number | Dimensions in Millimeters (Inches) |
|---|--|-------------|-------------------------|-------|------------------|---|
|  | Self Closing Cover | Vertical | Single Recept or Switch | Gray | WVS1 |  |
|  | Self Closing Cover | Horizontal | Single Recept or Switch | Gray | WHS1 |  |
| | Self Closing Power Outlet Cover (2.125" opening) | Vertical | Single Recept (20A-50A) | Gray | WVP211 | |
|  | Self Closing Power Outlet Cover (1.625" opening) | Vertical | Single Recept | Gray | WVP161 |  |
| | Self Closing Power Outlet Cover (2.125" opening) | Vertical | Single Recept (20A-50A) | Gray | WVP21L1 ① | |

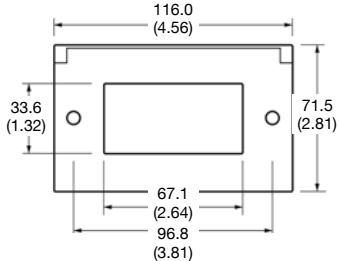


① Hasp diameter 3/16". Lock not included.

Weatherproof Boxes, Covers, Lampholders and Lighting Fixtures

One-Gang Weatherproof Covers

Gasket and mounting hardware included.

NEC/CEC:
Listed for Ordinary Locations

| | Description | Orientation | For use with devices | Color | Catalog Number | Dimensions in Millimeters (Inches) |
|--|--------------------|-------------|----------------------|-------|----------------|--|
|  | Self closing cover | Horizontal | GFCI | Gray | WHG1 ① |  |
|  | Self closing cover | Vertical | GFCI | Gray | WVG1 ① |  |


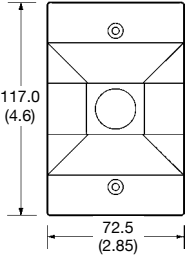



① Catalog number shown represents gray color. White (Suffix **-W**) and Bronze (Suffix **-B**) also available. Consult local sales representative for lead time.

Weatherproof Boxes, Covers, Lampholders and Lighting Fixtures

One-Gang Weatherproof Covers

Gasket and mounting hardware included.

NEC/CEC:
Listed for Ordinary Locations

| | Description | Orientation | For use with devices | Color | Catalog Number | Dimensions in Millimeters (Inches) |
|---|--|-------------|-----------------------------|-------|----------------|---|
|  | Raised Cover, one 1/2" hub | Universal | 1 Photocell or lampholder | Gray | WC1150 |  |
|  | Raised Cover, three 1/2" hubs | Universal | 3 Photocells or lampholders | Gray | WC1350 ① | For horizontal to downward aiming (For use with 150 W max lamp)  |
|  | Raised Cover, two 1/2" hubs with lampholders | Universal | 2 Lampholders included | Gray | WC12L | |



① Catalog number shown represents gray color. White (Suffix -W) and Bronze (Suffix -B) also available. Consult local sales representative for lead time.

Weatherproof Boxes, Covers, Lampholders and Lighting Fixtures

One-Gang Weatherproof In-Use Covers with Inserts


Gasket and mounting hardware included.

NEC/CEC:
Listed for Ordinary Locations

| | Description | Orientation | Color | Catalog Number |
|---|---|-------------|-------|----------------|
|  | In-Use cover, 2-7/8" deep 3/8" hole for padlock (polycarbonate) | Universal | Clear | WCIU |
|  | In-Use cover, 3-1/2" deep 3/8" hole for padlock (polycarbonate) | Universal | Clear | WCDIU1 |

WCIU1 and WCDIU1 Inserts 3 inserts produce 14 configurations

Single gang In-Use inserts can be used in both vertical and horizontal applications, by simply changing the hinge points.



① Provided with inserts, devices not included.

Weatherproof Boxes, Covers, Lampholders and Lighting Fixtures

One-Gang Weatherproof In-Use Covers with Inserts

NEC/CEC:
Listed for Ordinary Locations

Applications

- For use in damp or wet locations.

Features

- Extra-Duty rated per the requirements of the NEC.
- Provides weather protection with cover closed and cords plugged in.
- Multi-height lever adjusts to create a cover depth of 2-3/4" or 3-1/2".
- Impact rated.
- Adhesive sealing gasket factory installed to ease installation.
- Reinforced hinge withstands 40 lbs. stress test.
- Device inserts snap into place without the use of tools.
- Extra-large cord opening for heavy gauge cords.
- Sleek industrial design.
- Lockable.

Standard Materials

- Body/cover: diecast aluminum
- Lever: stamped steel

Standard Finishes

- Lever: zinc plated

NEC/CEC Certifications and Compliances

- UL Standard: 514D
- CSA Standard: C22.1
- cULus Listed: E2527

| | Description | Orientation | Catalog Number | Dimensions In Millimeters (Inches) | |
|--|---------------------|-------------|----------------|------------------------------------|--|
| | 1-Gang In Use Cover | Vertical | WCIU1DV | | |
| | 1-Gang In Use Cover | Horizontal | WCIU1DH | | |

Inserts


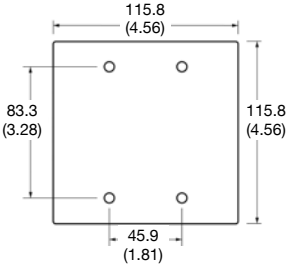

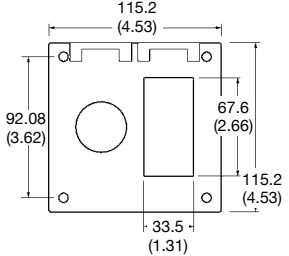

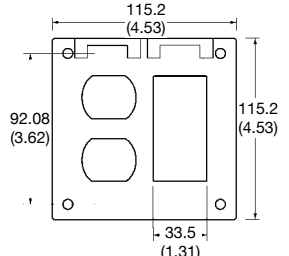

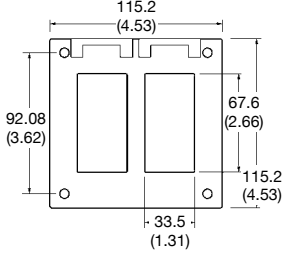
| Round | | | | | | |
|----------------|--------------|---|----------------|---------------|-------------|-------------|
| Duplex | GFCI | Switch | 2-1/8" | 1-11/16" | 1-5/8" | 1-5/8" |
| | | | | | | |
| Duplex Adapter | GFCI Adapter | 2-1/8" Adapter 1-5/8" Ring Switch Adapter | 2-1/8" Adapter | 1-11/16" Ring | 1-5/8" Ring | 1-5/8" Ring |

Weatherproof Boxes, Covers, Lampholders and Lighting Fixtures

Two-Gang Weatherproof Covers

Gasket and mounting hardware included.

NEC/CEC:
Listed for Ordinary Locations


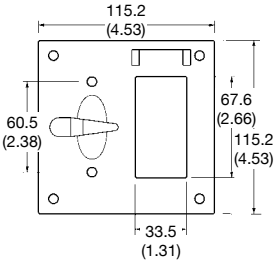

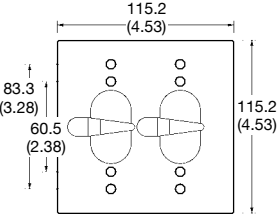
| | Description | Orientation | For use with devices | Color | Catalog Number | Dimensions in Millimeters (Inches) |
|---|--------------------------------|-------------|------------------------|-------|----------------|---|
|  | Blank Cover (stamped aluminum) | Universal | — | Gray | WCB24 |  |
|  | Self Closing Cover | Vertical | Single Recept and GFCI | Gray | WVSG2 |  |
|  | Self Closing Cover | Vertical | Duplex Recept and GFCI | Gray | WVDG2 |  |
|  | Self Closing Cover | Vertical | 2 GFCI | Gray | WVGG2 |  |

Weatherproof Boxes, Covers, Lampholders and Lighting Fixtures

Two-Gang Weatherproof Covers

Gasket and mounting hardware included.

NEC/CEC:
Listed for Ordinary Locations


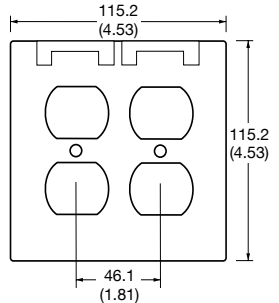




| Description | Orientation | For use with devices | Color | Catalog Number | Dimensions in Millimeters (Inches) |
|---|--|----------------------|------------------------|----------------------|---|
|  | Self Closing Cover | Vertical | Switch and GFCI | Gray WVTG2 |  |
|  | Toggle Switch Cover (stamped aluminum) | Vertical | 2 Switches (15A - 20A) | Gray WTT2 |  |

Weatherproof Boxes, Covers, Lampholders and Lighting Fixtures

Two-Gang Weatherproof Covers

Gasket and mounting hardware included.

NEC/CEC:
Listed for Ordinary Locations

| | Description | Orientation | For use with devices | Color | Catalog Number | Dimensions in Millimeters (Inches) |
|---|--------------------|-------------|---------------------------------|-------|----------------|---|
|  | Self closing cover | Vertical | 2 Duplex Recept or Switches | Gray | WVDD2 |  |
|  | Self closing cover | Vertical | Single Recept and Duplex Recept | Gray | WVSD2 ① |  |
|  | Self closing cover | Vertical | 2 Single Recept or Switches | Gray | WVSS2 ① |  |

① Catalog number shown represents gray color. White (Suffix -W) and Bronze (Suffix -B) also available. Consult local sales representative for lead time.

Weatherproof Boxes, Covers, Lampholders and Lighting Fixtures

Two-Gang Weatherproof In-Use Covers with Inserts

NEC/CEC:
Listed for Ordinary Locations

Applications

- For use in damp or wet locations.

Features

- Extra-Duty rated per the requirements of the NEC.
- Provides weather protection with cover closed and cords plugged in.
- Multi-height lever adjusts to create a cover depth of 2-3/4" or 3-1/2".
- Impact rated.
- Adhesive sealing gasket factory installed to ease installation.
- Reinforced hinge withstands 40 lbs. stress test.
- Device inserts snap into place without the use of tools.
- Extra-large cord opening for heavy gauge cords.
- Sleek industrial design.
- Lockable.

Standard Materials



- Body/cover: diecast aluminum
- Lever: stamped steel

Standard Finishes








- Lever: zinc plated

NEC/CEC Certifications and Compliances

- UL Standard: 514D
- CSA Standard: C22.1
- cULus Listed: E2527

| Description | Orientation | Catalog Number | Dimensions In Millimeters (Inches) |
|--|-------------|----------------|---|
|  <p>2-Gang In Use Cover</p> | Horizontal | WCIU2SD |  <p>117.10 (4.61) 60.71 (2.39) 173.23 (6.82) 133.10 (5.24) 80.26 (3.16)</p> |

Inserts


| Round | | | | | | |
|---|---|--|---|---|--|--|
| Duplex | GFCI | Switch | 2-1/8" | 1-11/16" | 1-5/8" | 1-5/8" |
|  |  |  |  |  |  |  |
| Duplex Adapter | GFCI Adapter | 2-1/8" Adapter 1-5/8" Ring Switch Adapter | 2-1/8" Adapter | 1-11/16" Ring | 1-5/8" Ring | 1-5/8" Ring |

Weatherproof Boxes, Covers, Lampholders and Lighting Fixtures

Two-Gang Weatherproof In-Use Covers with Inserts


Gasket and mounting hardware included.

NEC/CEC:
Listed for Ordinary Locations

| | Description | Orientation | Color | Catalog Number |
|---|--|-------------|-------|----------------|
|  | In-Use Cover, 2-1/4" Deep (polycarbonate) 3/8" hole for padlock | Vertical | Clear | WCIU2 ① |

WCIU2 Inserts– 6 inserts produce 70 configurations

Two gang In-Use convertible inserts snap together to create combinations for almost every application.






① Provided with inserts, devices not included.

Weatherproof Boxes, Covers, Lampholders and Lighting Fixtures

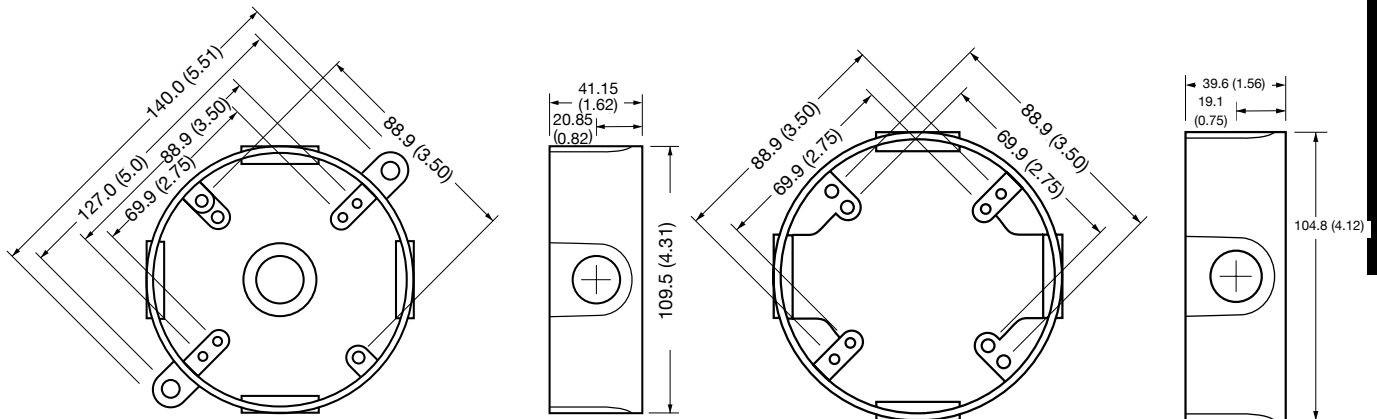
Round Weatherproof Outlet Boxes and Extensions

Closure plugs, ground screw and mounting lugs included.

NEC/CEC:
Listed for Ordinary Locations

| | Depth (Inches) | Wiring Cubic Inch Capacity | Hub Size (Inches) | No. Of Hubs | Catalog Number |
|---|----------------|----------------------------|-------------------|-------------|----------------|
|  | 1.62 | 16 | 1/2 | 5 | WRX50 ① |
| | 1.62 | 16 | 3/4 | 5 | WRX75 ① |
|  | 1.62 | 16 | 1/2 | 5 | WRX50CG |
| | 1.62 | 16 | 3/4 | 5 | WRX75CG |
|  | 1.62 | 16.5 | 1/2 | 4 | WERX50 |
| | 1.62 | 16.5 | 3/4 | 4 | WERX75 |

Dimensions in Millimeters (Inches)



WRX50
WRX75
WRX50CG
WRX75CG

Extension WERX50/WERX75

Extensions and Extension Adapters are used to provide additional capacity needed for NEC box fill requirements. Adapters allow installer to add "take-offs" to new boxes and/or devices.






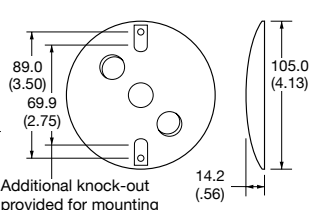

① Catalog number shown represents gray color. White (Suffix -W) and Bronze (Suffix -B) also available. Consult local sales representative for lead time.

Weatherproof Boxes, Covers, Lampholders and Lighting Fixtures

Round Weatherproof Covers



Gasket and mounting hardware included. Lampholders are adjustable. Porcelain sockets.

NEC/CEC:
Listed for Ordinary Locations

| | Description | Orientation | For use with devices | Color | Catalog Number | Dimensions in Millimeters (Inches) |
|---|--|-------------|-----------------------------|-------|-----------------|---|
|  | Blank Cover, 4" OD (stamped aluminum) | Universal | — | Gray | WCBR |  |
|  | Raised Cover, One 1/2" hub | Universal | 1 Photocell or lampholder | Gray | WCR150 ① |  Additional knock-out provided for mounting to 3-1/2" Round Box. |
|  | Raised Cover, Three 1/2" hubs | Universal | 3 Photocells or lampholders | Gray | WCR350 ① |  Additional knock-out provided for mounting to 3-1/2" Round Box. |
|  | Raised Cover, two 1/2" hubs with lampholders | Universal | 2 Lampholders included | Gray | WCR2L ② | |

Locking swivel knuckle permits lamp positioning and aiming.

Supplied with porcelain sockets, gaskets, extra long leads, locknut and other hardware. For aiming horizontal or downward. For use with 150 W.

| | Description | Color | Catalog Number | Dimensions in Millimeters (Inches) |
|---|---------------------|------------------|----------------|---|
|  | Lampholder | Unfinished Metal | WLU1 |  |
| | Finished Lampholder | Gray | WLI ① | |





① Catalog number shown represents gray color. White (Suffix **-W**) and Bronze (Suffix **-B**) also available. Consult local sales representative for lead time.

② For horizontal to downward aiming For use with 150W max. lamp. Box not included.

Weatherproof Boxes, Covers, Lampholders and Lighting Fixtures

Ceiling Plates and Lampholders

NEC/CEC:
Listed for Ordinary Locations

| | Description | Orientation | For use with devices | Color | Catalog Number | Dimensions in Millimeters (Inches) |
|--|---------------------------------------|-------------|------------------------|-------|------------------|--|
|  | Ceiling plate (deep) with lampholders | Universal | 2 Lampholders included | White | WCRD2LW ① |  |
|  | Ceiling plate w/ beveled edge | Universal | — | White | WCRB3W |  |
|  | Ceiling plate w/ beveled edge | Universal | — | White | WCRB4W |  |

① For use with 150W max. lamp.




Weatherproof Boxes, Covers, Lampholders and Lighting Fixtures

Weatherproof Incandescent Fixtures

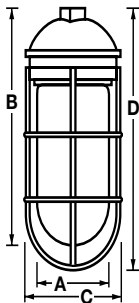
NEC/CEC:
Listed for Ordinary Locations

Factory assembled with guard, 120 volt rated.

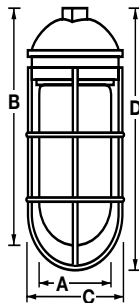
Ground screw, closure plugs and mounting lugs included. Use with 125 °C (257 °F) supply wire. Use with medium base incandescent lamps. Gray color.

| | Mounting Style | Hub Size (Inches) | No. of Hubs | Wattage | Dimensions In Millimeters (Inches) | | | | | | Catalog Number |
|---|----------------|-------------------|-------------|---------|------------------------------------|------------------|-----------------|------------------|-----------------|-----------------|-----------------|
| | | | | | A | B | C | D | E | F | |
|  | Pendant | 1/2 | 1 | 100 | 85.0 (3.34) | 231.0 (9.09) | 105.5 (4.15) | 251.0 (9.88) | — | — | WFA1050G |
| | Pendant | 3/4 | 1 | 100 | 85.0 (3.34) | 231.0 (9.09) | 105.5 (4.15) | 251.0 (9.88) | — | — | WFA1075G |
| | Pendant | 1/2 | 1 | 200 | 109.8 (4.32) | 266.7 (10.50) | 135.5 (5.33) | 279.4 (11.00) | — | — | WFA2050G |
| | Pendant | 3/4 | 1 | 200 | 109.8 (4.32) | 266.7 (10.50) | 135.5 (5.33) | 279.4 (11.00) | — | — | WFA2075G |
|  | Ceiling | 1/2 | 5 | 100 | 85.0 (3.34) | 219.0 (8.62) | 105.5 (4.15) | 238.0 (9.37) | — | — | WFC1050G |
| | Ceiling | 3/4 | 5 | 100 | 85.0 (3.34) | 219.0 (8.62) | 108.0 (4.15) | 238.0 (9.37) | — | — | WFC1075G |
| | Ceiling | 1/2 | 5 | 200 | 109.8 (4.32) | 266.7 (10.50) | 135.5 (5.33) | 273.1 (10.75) | — | — | WFC2050G |
| | Ceiling | 3/4 | 5 | 200 | 109.8 (4.32) | 266.7 (10.50) | 135.5 (5.33) | 273.1 (10.75) | — | — | WFC2075G |
|  | Wall | 1/2 | 5 | 100 | 85.0 (3.34) | 184.2 (7.25) | 105.5 (4.15) | 207.0 (8.14) | 118.0 (4.64) | 106.0 (4.17) | WFW1050G |
| | Wall | 3/4 | 5 | 100 | 85.0 (3.34) | 184.2 (7.25) | 105.5 (4.15) | 207.0 (8.14) | 118.0 (4.64) | 106.0 (4.17) | WFW1075G |
| | Wall | 1/2 | 5 | 200 | 109.8 (4.32) | 222.3 (8.75) | 135.5 (5.33) | 235.0 (9.25) | 118.0 (4.64) | 114.3 (4.50) | WFW2050G |
| | Wall | 3/4 | 5 | 200 | 109.8 (4.32) | 222.3 (8.75) | 135.5 (5.33) | 235.0 (9.25) | 118.0 (4.64) | 114.3 (4.50) | WFW2075G |

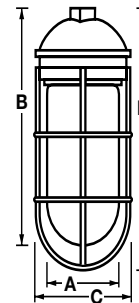
Dimensions in Millimeters (Inches)



WFA Series



WFC Series






WFW Series

Weatherproof Boxes, Covers, Lampholders and Lighting Fixtures

Accessories and Replacement Parts

NEC/CEC:
Listed for Ordinary Locations

| Accessories | | | | |
|--|---|---|-------|----------------|
| | Electrical Rating | Description | Color | Catalog Number |
|  | 120 Vac, 5 Amp | Automated Door Operated Light Switch | Metal | WSWITCH |
|  | 120 Vac, 300 watt | Photoelectric Night Switch with Time Delay for Lamp Posts | — | WPHOTO |
|  | 120 Vac, 300 watt | Photoelectric Night Switch with Time Delay 1/2" NPT w/locknut | Gray | WPHOTO50 |
| Replacement Parts | | | | |
| | Description | | Color | Catalog Number |
| | Universal 1 gang gasket | | Black | WGSK1 |
| | Universal 2 gang gasket | | Black | WGSK2 |
| | 1 gang gasket, single and duplex covers | | Black | WGSKD1 |
| | External lampholder gasket | | Black | WGSKEL |
| | 2 Mounting lugs w/ screws | | Gray | WLUGS |
| | 4-1" closure Plugs | | Gray | WPLG104 ① |
| | 4-1/2" Closure Plugs | | Gray | WPLG504 ① |
| | 4-3/4" Closure Plugs | | Gray | WPLG754 ① |
| | Heavy duty wire guard for 100 watt fixtures, #8 AWS | | — | WFG1 |
| | Heavy duty wire guard for 200 watt fixtures, #8 AWS | | — | WFG2 |
| | Glass globe for 100 W lighting fixtures | | — | WFGL1 |
| | Glass globe for 200 W lighting fixtures | | — | WFGL2 |

① Catalog number shown represents gray color. White (Suffix **-W**) and Bronze (Suffix **-B**) also available. Consult local sales representative for lead time.