

XCE/XJF Catalog #	ENCLOSURE											PANS AND HINGES						
	Inside Nom. Dimensions			Usable Depth	Overall Dimensions			Mounting Lug CL to CL		Mtg. Bolt Size	Ship Weight	Pan Catalog #			Nom. Dimensions		Steel Pan Weight	Hinge Cat #
	W	L	D		A	B	C	E	F			Steel	Alum.	Phen	W	H		
123006	12	30	6	6 1/16	16 3/4	34 1/4	9 3/8	23	16	1/2	180	XSM1230	XSA1230	XSB1230	10 3/4	28 3/4	9 3/4	XHC-2
123606	12	36	6	6 1/16	16 1/4	40 1/4	9 1/16	29	16	1/2	212	XSM1236	XSA1236	XSB1236	10 3/4	34 3/4	11 3/4	XHD-3
123608	12	36	8	8 1/16	16 1/4	40 1/4	11 1/16	29	16	1/2	232	XSM1236	XSA1236	XSB1236	10 3/4	34 3/4	11 3/4	XHD-3
124608	12	46	8	8 1/16	16 1/4	50 1/4	11 1/16	39	16	5/8	280	XSM1246	XSA1246	XSB1246	10 3/4	44 3/4	15	XHD-4
141404	14	14	4	5	18 1/4	18 1/4	7 3/8	9 3/4	17 3/4	1/2	91	XSM1414	XSA1414	XSB1414	12 7/8	12 7/8	5	XHC-2
141406	14	14	6	7	18 1/4	18 1/4	9 1/4	9 3/4	17 3/4	1/2	97	XSM1414	XSA1414	XSB1414	12 7/8	12 7/8	5	XHC-2
141408	14	14	8	9	18 1/4	18 1/4	11 1/8	9 3/4	17 3/4	1/2	103	XSM1414	XSA1414	XSB1414	12 7/8	12 7/8	5	XHC-2
142210**	14	22	10	11 1/4	18 1/4	26 1/4	13 3/8	16 1/2	17 3/4	1/2	181	XSM1422	XSA1422	XSB1422	12 7/8	20 7/8	8	XHD-2
142213**	14	22	10	13	18 1/4	26 1/4	15 1/8	16 1/2	17 3/4	1/2	235	XSM1422	XSA1422	XSB1422	12 7/8	20 7/8	8	XHD-2
142806	14	28	6	7 13/16	18 1/4	32 1/4	9 9/16	22 1/2	17 3/4	1/2	120	XSM1428	XSA1428	XSB1428	12 7/8	26 7/8	10 3/4	XHF-2
161606	16	16	6	7 3/8	20 7/8	20 7/8	9 15/16	11	19 3/4	5/8	135	XSM1616	XSA1616	XSB1616	14 3/4	14 3/4	6 3/4	XHD-2
161608	16	16	8	9 3/8	20 7/8	20 7/8	11 15/16	11	19 3/4	5/8	156	XSM1616	XSA1616	XSB1616	14 3/4	14 3/4	6 3/4	XHD-2
162406	16	24	6	7 13/16	20 7/8	28 7/8	10 3/8	18 3/8	19 3/4	5/8	190	XSM1624	XSA1624	XSB1624	14 1/2	22 1/2	10 1/4	XHF-2
162408	16	24	8	9 13/16	20 7/8	28 7/8	12 3/8	18 3/8	19 3/4	5/8	209	XSM1624	XSA1624	XSB1624	14 1/2	22 1/2	10 1/4	XHF-2
162410	16	24	10	11 13/16	20 7/8	28 7/8	14 3/8	18 3/8	19 3/4	5/8	225	XSM1624	XSA1624	XSB1624	14 1/2	22 1/2	10 1/4	XHF-2
162806	16	28	6	6 13/16	20 1/2	32 1/16	9 1/2	22 1/2	19 3/4	5/8	200	XSM1628	XSA1628	XSB1628	26 1/2	14 1/2	12	XHF-2
163406	16	34	6	6 15/16	20 1/2	38 1/2	9 1/2	27	19 3/4	5/8	260	XSM1630	XSA1630	XSB1630	14 1/2	28 1/2	12 1/2	XHF-2
164610	16	46	10	11 13/16	20 7/8	50 7/8	14 3/8	39	19 3/4	5/8	390	XSM1646	XSA1646	XSB1646	14 1/2	44 1/2	20 1/4	XHF-4
181804	18	18	4	5 13/16	22 7/8	22 7/8	8 1/2	13	21 3/4	5/8	154	XSM1818	XSA1818	XSB1818	16 3/4	16 3/4	8 3/4	XHF-2
181806	18	18	6	7 13/16	22 7/8	22 7/8	10 1/2	13	21 3/4	5/8	177	XSM1818	XSA1818	XSB1818	16 3/4	16 3/4	8 3/4	XHF-2
181808	18	18	8	9 13/16	22 7/8	22 7/8	12 1/2	13	21 3/4	5/8	200	XSM1818	XSA1818	XSB1818	16 3/4	16 3/4	8 3/4	XHF-2
182406	18	24	6	7 7/16	22 7/8	28 7/8	10 13/16	18 3/8	21 3/4	5/8	226	XSM1824	XSA1824	XSB1824	16 1/2	22 1/2	11 1/2	XHF-2
182408	18	24	8	9 7/16	22 7/8	28 7/8	12 13/16	18 3/8	21 3/4	5/8	239	XSM1824	XSA1824	XSB1824	16 1/2	22 1/2	11 1/2	XHF-2
182410	18	24	10	11 7/16	22 7/8	28 7/8	14 13/16	18 3/8	21 3/4	5/8	260	XSM1824	XSA1824	XSB1824	16 1/2	22 1/2	11 1/2	XHF-2
183008	18	30	8	9 3/8	22 7/8	34 7/8	12 13/16	23	21 3/4	5/8	293	XSM1830	XSA1830	XSB1830	16 1/2	28 1/2	14 3/4	XHF-2
183608	18	36	8	9 3/8	22 7/8	40 7/8	12 7/8	29	21 3/4	5/8	318	XSM1836	XSA1836	XSB1836	16 1/2	34 1/2	18	XHF-3
183610	18	36	10	11 3/8	22 7/8	40 7/8	14 7/8	29	21 3/4	5/8	340	XSM1836	XSA1836	XSB1836	16 1/2	34 1/2	18	XHF-3
204806***	20	48	6	7 1/8	24 7/8	52 7/8	10 7/8	41	24	5/8	430	XSM2048	XSA2048	XSB2048	46 1/2	18 1/2	27	XHF-4
242408	24	24	8	9 7/16	28 7/8	28 7/8	12 7/16	18 3/8	28	5/8	302	XSM2424	XSA2424	XSB2424	22	22	15 1/4	XHF-2
242410	24	24	10	11 7/16	28 7/8	28 7/8	14 7/16	18 3/8	28	5/8	330	XSM2424	XSA2424	XSB2424	22	22	15 1/4	XHF-2
243008	24	30	8	9 1/4	28 7/8	34 7/8	12 15/16	23	28	5/8	356	XSM2430	XSA2430	XSB2430	22	28	19 1/4	XHF-2
243608	24	36	8	9 1/4	28 7/8	40 7/8	12 7/16	29	28	5/8	408	XSM2436	XSA2436	XSB2436	34	22	23 1/2	XHF-3
243610	24	36	10	11 1/4	28 7/8	40 7/8	14 7/8	29	28	5/8	433	XSM2436	XSA2436	XSB2436	34	22	23 1/2	XHF-3
323612*	32	36	12	12	37 3/4	41 3/4	15 1/2	29	36 1/8	5/8	691	XSM3236	XSA3236	XSB3236	29	33	28 3/4	XHF-3

* This unit has limited approval dependent on number of entries

** No ATEX approval

*** ATEX approval but no Domestic UL & cUL approvals


- NOTES**
- To indicate Quad-Lead bolt option, add suffix "Q" after XCE. (Not available on XCEX models.)
 - Operators, windows and hinges are ordered separately.
 - XCEX EEx d approval optional.
 - To indicate NEMA 4/IP66 option, add suffix "N4" after size (catalog number).
 - Where reference is made to Class I and Class II hazardous locations, the equipment is suitable for both Division 1 and Division 2 locations.
 - Enclosures are pre-drilled for mounting panel and hinge kit unless otherwise specified.

XCE: Explosionproof Control Enclosures

XCEX: Flameproof Control Enclosures

XCEQ: Explosionproof Quad-Lead Control Enclosures

XJF: Explosionproof Junction Boxes



Adalet NEMA 7/9 XCE series and XJF enclosures are used in the installation of electrical/electronic components for control, measurement or monitoring applications in hazardous environments. XCE control enclosures can be modified for installation of a variety of explosionproof operator devices, viewing windows (XJF models can not accommodate holes in cover) and accessories permitting the development of customized enclosure systems.

FEATURES

- Copper-free aluminum, lightweight and corrosion resistant
- Integral, cast-on mounting lugs, slotted for ease of field installation
- Drilling and tapping for left hand hinges and mounting pan (hinges and pan optional)
- Uniform wall thickness for ease of installation of control devices, windows and conduit openings
- External flange provides maximum accessibility of components mounted inside.
- Tumbblast finish for quality appearance
- Premium high strength steel cover bolts, plated and coated for maximum corrosion resistance (stainless steel optional)
- Enclosures certified for field drill and tap of conduit entrances and XGC windows
- Internal grounding screw standard
- Covers exceeding approximately 75 lbs. are provided with two removable eye bolts for ease of handling
- XCE/XCEQ/XCEX certified drillable for operators at the factory or in the field
- IP66 gasket standard on XCEX
- XCEX includes IEC certification
- XCEX includes external earthing assembly

DESIGN OPTIONS

- Quad-lead bolt (quick thread bolt) option - designate XCEQ when ordering. Not available with XCEX.
- **NEMA 4 (WATERTIGHT)/IP66:** Features a nitrile O-Ring retained in the cover flange in a machined groove. When ordering, add N4 to the catalog number. *Option may affect certifications - consult factory.
- **NEMA 6 (SUBMERSIBLE):** Consult factory.
- Cast-on mounting buttons, bosses and pads: Per customer specifications.
- Captive cover bolts: Consult factory, may affect approvals.
- **Hinges:** Left side removable standard, other locations and non-removable covers optional.
- **Windows:** Circular window sizes ranging from 1" to 8" diameter viewing area. Rectangular window sizes ranging from 3" x 3" to 13" x 13" viewing area.
- Stainless steel cover bolts. Consult factory for NEMA 4X rating.
- Mounting Pans: Available in galvanized steel, aluminum or phenolic.
- Sidewall auxiliary device installation or machining available on XCE/XCEQ/ XCEX series enclosures – Consult Factory.
- Factory machined metric sidewall threads up to M75 approved on XCE and XCEX series for Groups C & D. Group B enclosures may only have up to M30 holes.

NOTE: Where reference is made to Class I and Class II hazardous locations, the equipment is suitable for both Division 1 and Division 2 locations.

XCE SERIES & XJF


CERTIFICATIONS

XJF SERIES

Certifications

Class I, Groups B*,C,D	}	}	UL 1203
Class II, Groups E,F,G			CSA C22.2 No. 25 & 30
TYPE 4 (w/N4 suffix)			UL 50
IP 40 without gasket			
IP 66 with gasket			

*N4 suffix may affect Group B approval, consult factory.



XCE/XCEQ SERIES

Certifications

Class I, Groups B*,C,D	}	}	UL 1203
Class II, Groups E,F,G			CSA C22.2 No. 25 & 30
Class III			
TYPE 4, (w/N4 suffix)			UL 50
TYPE 4X (w/SS cover bolts)			

*Specify Group B if required w/N4 suffix



XCEX SERIES

Certifications

Class I, Groups C,D	}	}	UL 1203
Class II, Groups E,F,G			CSA C22.2 No. 25 & 30
Class III			
Class I, Zone 1, AEx d IIB			UL 60079-0/UL 60079-1
Ex d IIB			CSA 60079-0/CSA 60079-1
0539 Ⓜ II 2GD (Optional)*			ATEX Directive 94/9/EC
EEx d IIB (Optional)*			EN 50014, EN50018
IP 40	}	}	
IP 66 (w/N4 suffix)			IEC 60529
TYPE 4, (w/N4 suffix)			UL 50
TYPE 4X (w/SS cover bolts)			

*Specify ATEX if required



NOTE: Where reference is made to Class I and Class II hazardous locations, the equipment is suitable for both Division 1 and Division 2 locations.

**DESIGN OPTION DETAILS****MOUNTING PANS Three Materials Available:**

Steel: (XSM) Galvanized 12 gauge steel plate. The catalog number includes the steel mounting pan complete with 1/4" high spacers and stainless steel mounting screws.

Aluminum: (XSA) Consult factory for availability.

Phenolic: (XSB) A special phenolic laminated material that has high mechanical and dielectric strength. It is excellent for mounting and wiring control equipment. The catalog number includes the phenolic board, 3/8" thick, complete with 1/4" high spacers and stainless steel mounting screws.

- NOTES**
1. No installation charge when customer specifies factory installation of mounting pan.
 2. Enclosures are pre-drilled for mounting panel unless otherwise specified.

HINGE SETS

Made of extruded aluminum alloy consisting of two sections, female and male (with stainless steel pin) and four stainless steel hex head bolts. Designed to allow right or left hand removable or non-removable installation.

Unless specified, left hand removable hinge installation will be furnished by factory when hinged enclosures are ordered.

- NOTES**
1. Catalog numbers represent complete hinge sets necessary for enclosure assembly.
 2. Enclosures are pre-drilled for hinge kit unless otherwise specified.

XCE SERIES & XJF

XCE/XJF Catalog #	ENCLOSURE											PANS AND HINGES						
	Inside Nom. Dimensions			Usable Depth	Overall Dimensions			Mounting Lug CL to CL		Mtg. Bolt Size	Ship Weight	Pan Catalog #			Nom. Dimensions		Steel Pan Weight	Hinge Cat #
	W	L	D		A	B	C	E	F			Steel	Alum.	Phen	W	H		
123006	12	30	6	6 1/16	16 3/4	34 1/4	9 3/8	23	16	1/2	180	XSM1230	XSA1230	XSB1230	10 3/4	28 3/4	9 3/4	XHC-2
123606	12	36	6	6 1/16	16 1/4	40 1/4	9 1/16	29	16	1/2	212	XSM1236	XSA1236	XSB1236	10 3/4	34 3/4	11 3/4	XHD-3
123608	12	36	8	8 1/16	16 1/4	40 1/4	11 1/16	29	16	1/2	232	XSM1236	XSA1236	XSB1236	10 3/4	34 3/4	11 3/4	XHD-3
124608	12	46	8	8 1/16	16 1/4	50 1/4	11 1/16	39	16	5/8	280	XSM1246	XSA1246	XSB1246	10 3/4	44 3/4	15	XHD-4
141404	14	14	4	5	18 1/4	18 1/4	7 1/8	9 3/4	17 3/4	1/2	91	XSM1414	XSA1414	XSB1414	12 7/8	12 7/8	5	XHC-2
141406	14	14	6	7	18 1/4	18 1/4	9 1/4	9 3/4	17 3/4	1/2	97	XSM1414	XSA1414	XSB1414	12 7/8	12 7/8	5	XHC-2
141408	14	14	8	9	18 1/4	18 1/4	11 1/8	9 3/4	17 3/4	1/2	103	XSM1414	XSA1414	XSB1414	12 7/8	12 7/8	5	XHC-2
142210**	14	22	10	11 1/4	18 1/4	26 1/4	13 3/8	16 1/2	17 3/4	1/2	181	XSM1422	XSA1422	XSB1422	12 7/8	20 7/8	8	XHD-2
142213**	14	22	10	13	18 1/4	26 1/4	15 1/8	16 1/2	17 3/4	1/2	235	XSM1422	XSA1422	XSB1422	12 7/8	20 7/8	8	XHD-2
142806	14	28	6	7 13/16	18 1/4	32 1/4	9 9/16	22 1/2	17 3/4	1/2	120	XSM1428	XSA1428	XSB1428	12 7/8	26 7/8	10 3/4	XHF-2
161606	16	16	6	7 3/8	20 7/8	20 7/8	9 15/16	11	19 3/4	5/8	135	XSM1616	XSA1616	XSB1616	14 3/4	14 3/4	6 3/4	XHD-2
161608	16	16	8	9 3/8	20 7/8	20 7/8	11 15/16	11	19 3/4	5/8	156	XSM1616	XSA1616	XSB1616	14 3/4	14 3/4	6 3/4	XHD-2
162406	16	24	6	7 13/16	20 7/8	28 7/8	10 3/8	18 3/8	19 3/4	5/8	190	XSM1624	XSA1624	XSB1624	14 1/2	22 1/2	10 1/4	XHF-2
162408	16	24	8	9 13/16	20 7/8	28 7/8	12 3/8	18 3/8	19 3/4	5/8	209	XSM1624	XSA1624	XSB1624	14 1/2	22 1/2	10 1/4	XHF-2
162410	16	24	10	11 13/16	20 7/8	28 7/8	14 3/8	18 3/8	19 3/4	5/8	225	XSM1624	XSA1624	XSB1624	14 1/2	22 1/2	10 1/4	XHF-2
162806	16	28	6	6 13/16	20 1/2	32 11/16	9 1/2	22 1/2	19 3/4	5/8	200	XSM1628	XSA1628	XSB1628	26 1/2	14 1/2	12	XHF-2
163406	16	34	6	6 15/16	20 1/2	38 1/2	9 1/2	27	19 3/4	5/8	260	XSM1630	XSA1630	XSB1630	14 1/2	28 1/2	12 1/2	XHF-2
164610	16	46	10	11 13/16	20 7/8	50 7/8	14 3/8	39	19 3/4	5/8	390	XSM1646	XSA1646	XSB1646	14 1/2	44 1/2	20 1/4	XHF-4
181804	18	18	4	5 13/16	22 7/8	22 7/8	8 1/2	13	21 3/4	5/8	154	XSM1818	XSA1818	XSB1818	16 3/4	16 3/4	8 3/4	XHF-2
181806	18	18	6	7 13/16	22 7/8	22 7/8	10 1/2	13	21 3/4	5/8	177	XSM1818	XSA1818	XSB1818	16 3/4	16 3/4	8 3/4	XHF-2
181808	18	18	8	9 13/16	22 7/8	22 7/8	12 1/2	13	21 3/4	5/8	200	XSM1818	XSA1818	XSB1818	16 3/4	16 3/4	8 3/4	XHF-2
182406	18	24	6	7 7/16	22 7/8	28 7/8	10 13/16	18 3/8	21 3/4	5/8	226	XSM1824	XSA1824	XSB1824	16 1/2	22 1/2	11 1/2	XHF-2
182408	18	24	8	9 7/16	22 7/8	28 7/8	12 13/16	18 3/8	21 3/4	5/8	239	XSM1824	XSA1824	XSB1824	16 1/2	22 1/2	11 1/2	XHF-2
182410	18	24	10	11 7/16	22 7/8	28 7/8	14 13/16	18 3/8	21 3/4	5/8	260	XSM1824	XSA1824	XSB1824	16 1/2	22 1/2	11 1/2	XHF-2
183008	18	30	8	9 3/8	22 7/8	34 7/8	12 13/16	23	21 3/4	5/8	293	XSM1830	XSA1830	XSB1830	16 1/2	28 1/2	14 3/4	XHF-2
183608	18	36	8	9 3/8	22 7/8	40 7/8	12 7/8	29	21 3/4	5/8	318	XSM1836	XSA1836	XSB1836	16 1/2	34 1/2	18	XHF-3
183610	18	36	10	11 3/8	22 7/8	40 7/8	14 7/8	29	21 3/4	5/8	340	XSM1836	XSA1836	XSB1836	16 1/2	34 1/2	18	XHF-3
204806***	20	48	6	7 1/8	24 7/8	52 7/8	10 7/8	41	24	5/8	430	XSM2048	XSA2048	XSB2048	46 1/2	18 1/2	27	XHF-4
242408	24	24	8	9 7/16	28 7/8	28 7/8	12 7/16	18 3/8	28	5/8	302	XSM2424	XSA2424	XSB2424	22	22	15 1/4	XHF-2
242410	24	24	10	11 7/16	28 7/8	28 7/8	14 7/16	18 3/8	28	5/8	330	XSM2424	XSA2424	XSB2424	22	22	15 1/4	XHF-2
243008	24	30	8	9 1/4	28 7/8	34 7/8	12 15/16	23	28	5/8	356	XSM2430	XSA2430	XSB2430	22	28	19 1/4	XHF-2
243608	24	36	8	9 1/4	28 7/8	40 7/8	12 7/16	29	28	5/8	408	XSM2436	XSA2436	XSB2436	34	22	23 1/2	XHF-3
243610	24	36	10	11 1/4	28 7/8	40 7/8	14 7/8	29	28	5/8	433	XSM2436	XSA2436	XSB2436	34	22	23 1/2	XHF-3
323612*	32	36	12	12	37 3/4	41 3/4	15 1/2	29	36 1/8	5/8	691	XSM3236	XSA3236	XSB3236	29	33	28 3/4	XHF-3

* This unit has limited approval dependent on number of entries
 ** No ATEX approval
 *** ATEX approval but no Domestic UL & cUL approvals

- NOTES**
- To indicate Quad-Lead bolt option, add suffix "Q" after XCE. (Not available on XCEX models.)
 - Operators, windows and hinges are ordered separately.
 - XCEX EEx d approval optional.
 - To indicate NEMA 4/IP66 option, add suffix "N4" after size (catalog number).
 - Where reference is made to Class I and Class II hazardous locations, the equipment is suitable for both Division 1 and Division 2 locations.
 - Enclosures are pre-drilled for mounting panel and hinge kit unless otherwise specified.


EXPLOSIONPROOF
XCE/XJF Enclosures

XCE: Explosionproof Control Enclosures

XCEX: Flameproof Control Enclosures

XCEQ: Explosionproof Quad-Lead Control Enclosures

XJF: Explosionproof Junction Boxes



Adalet NEMA 7/9 XCE series and XJF enclosures are used in the installation of electrical/electronic components for control, measurement or monitoring applications in hazardous environments. XCE control enclosures can be modified for installation of a variety of explosionproof operator devices, viewing windows (XJF models can not accommodate holes in cover) and accessories permitting the development of customized enclosure systems.

FEATURES

- Copper-free aluminum, lightweight and corrosion resistant
- Integral, cast-on mounting lugs, slotted for ease of field installation
- Drilling and tapping for left hand hinges and mounting pan (hinges and pan optional)
- Uniform wall thickness for ease of installation of control devices, windows and conduit openings
- External flange provides maximum accessibility of components mounted inside.
- Tumbblast finish for quality appearance
- Premium high strength steel cover bolts, plated and coated for maximum corrosion resistance (stainless steel optional)
- Enclosures certified for field drill and tap of conduit entrances and XGC windows
- Internal grounding screw standard
- Covers exceeding approximately 75 lbs. are provided with two removable eye bolts for ease of handling
- XCE/XCEQ/XCEX certified drillable for operators at the factory or in the field
- IP66 gasket standard on XCEX
- XCEX includes IEC certification
- XCEX includes external earthing assembly

DESIGN OPTIONS

- Quad-lead bolt (quick thread bolt) option - designate XCEQ when ordering. Not available with XCEX.
- **NEMA 4 (WATERTIGHT)/IP66:** Features a nitrile O-Ring retained in the cover flange in a machined groove. When ordering, add N4 to the catalog number. *Option may affect certifications - consult factory.
- **NEMA 6 (SUBMERSIBLE):** Consult factory.
- Cast-on mounting buttons, bosses and pads: Per customer specifications.
- Captive cover bolts: Consult factory, may affect approvals.
- **Hinges:** Left side removable standard, other locations and non-removable covers optional.
- **Windows:** Circular window sizes ranging from 1" to 8" diameter viewing area. Rectangular window sizes ranging from 3" x 3" to 13" x 13" viewing area.
- Stainless steel cover bolts. Consult factory for NEMA 4X rating.
- Mounting Pans: Available in galvanized steel, aluminum or phenolic.
- Sidewall auxiliary device installation or machining available on XCE/XCEQ/ XCEX series enclosures – Consult Factory.
- Factory machined metric sidewall threads up to M75 approved on XCE and XCEX series for Groups C & D. Group B enclosures may only have up to M30 holes.

NOTE: Where reference is made to Class I and Class II hazardous locations, the equipment is suitable for both Division 1 and Division 2 locations.

CERTIFICATIONS

XJF SERIES

Certifications

Class I, Groups B*,C,D	}	}	UL 1203
Class II, Groups E,F,G			CSA C22.2 No. 25 & 30
TYPE 4 (w/N4 suffix)			UL 50
IP 40 without gasket			
IP 66 with gasket			

*N4 suffix may affect Group B approval, consult factory.



LISTED 437S



XCE/XCEQ SERIES

Certifications

Class I, Groups B*,C,D	}	}	UL 1203
Class II, Groups E,F,G			CSA C22.2 No. 25 & 30
Class III			
TYPE 4, (w/N4 suffix)			UL 50
TYPE 4X (w/SS cover bolts)			

*Specify Group B if required w/N4 suffix



XCEX SERIES

Certifications

Class I, Groups C,D	}	}	UL 1203
Class II, Groups E,F,G			CSA C22.2 No. 25 & 30
Class III			
Class I, Zone 1, AEx d IIB			UL 60079-0/UL 60079-1
Ex d IIB			CSA 60079-0/CSA 60079-1
0539 Ⓢ II 2GD (Optional)*			ATEX Directive 94/9/EC
EEx d IIB (Optional)*			EN 50014, EN50018
IP 40	}	}	IEC 60529
IP 66 (w/N4 suffix)			
TYPE 4, (w/N4 suffix)			UL 50
TYPE 4X (w/SS cover bolts)			

*Specify ATEX if required



NOTE: Where reference is made to Class I and Class II hazardous locations, the equipment is suitable for both Division 1 and Division 2 locations.

**DESIGN OPTION DETAILS****MOUNTING PANS Three Materials Available:**

Steel: (XSM) Galvanized 12 gauge steel plate. The catalog number includes the steel mounting pan complete with 1/4" high spacers and stainless steel mounting screws.

Aluminum: (XSA) Consult factory for availability.

Phenolic: (XSB) A special phenolic laminated material that has high mechanical and dielectric strength. It is excellent for mounting and wiring control equipment. The catalog number includes the phenolic board, 3/8" thick, complete with 1/4" high spacers and stainless steel mounting screws.

- NOTES**
1. No installation charge when customer specifies factory installation of mounting pan.
 2. Enclosures are pre-drilled for mounting panel unless otherwise specified.

HINGE SETS

Made of extruded aluminum alloy consisting of two sections, female and male (with stainless steel pin) and four stainless steel hex head bolts. Designed to allow right or left hand removable or non-removable installation.

Unless specified, left hand removable hinge installation will be furnished by factory when hinged enclosures are ordered.

- NOTES**
1. Catalog numbers represent complete hinge sets necessary for enclosure assembly.
 2. Enclosures are pre-drilled for hinge kit unless otherwise specified.