

## DESCRIPTION

The patented Lumark Crosstour™ MAXX LED wall pack series of luminaires provides low-profile architectural style with super bright, energy-efficient LEDs. The rugged die-cast aluminum construction, back box with secure lock hinges, stainless steel hardware along with a sealed and gasketed optical compartment make Crosstour impervious to contaminants. The Crosstour MAXX wall luminaire is ideal for wall/surface, inverted mount for facade/canopy illumination, perimeter and site lighting. Typical applications include pedestrian walkways, building entrances, multi-use facilities, industrial facilities, perimeter parking areas, storage facilities, institutions, schools and loading docks.

## SPECIFICATION FEATURES

### Construction

Low-profile LED design with rugged one-piece, die-cast aluminum back box and hinged removable door. Matching housing styles incorporate both a full cutoff and refractive lens design. Full cutoff and refractive lens models are available in 58W, 81W and 102W. Patent pending secure lock hinge feature allows for safe and easy tool-less electrical connections with the supplied push-in connectors. Back box includes four 1/2" NPT threaded conduit entry points. The back box is secured by four lag bolts (supplied by others). External fin design extracts heat from the fixture surface. One-piece silicone gasket seals door and back box. Not recommended for car wash applications.

### Optical

Silicone sealed optical LED chamber incorporates a custom engineered reflector providing high-efficiency illumination. Full cutoff models integrate an impact-resistant molded refractive prism optical lens assembly meeting requirements for Dark Sky compliance. Refractive lens models incorporate a molded lens

assembly designed for maximum forward throw. Solid state LED Crosstour MAXX luminaires are thermally optimized with eight lumen packages in cool 5000K, neutral 4000K, or warm 3000K LED color temperature (CCT).

### Electrical

LED driver is mounted to the die-cast aluminum housing for optimal heat sinking. LED thermal management system incorporates both conduction and natural convection to transfer heat rapidly away from the LED source. 58W, 81W and 102W models operate in -40°C to 40°C [-40°F to 104°F]. High ambient 50°C [122°F] models available in 58W and 81W models only. Crosstour MAXX luminaires maintain greater than 89% of initial light output after 72,000 hours of operation. Four half-inch NPT threaded conduit entry points allow for thru-branch wiring. Back box is an authorized electrical wiring compartment. Integral LED electronic driver incorporates surge protection. 120-277V 50/60Hz, 480V 60Hz, or 347V 60Hz electrical operation. 480V is compatible for use with 480V Wye systems only.

### Emergency Egress

Optional integral cold weather battery emergency egress includes emergency operation test switch (available in 58W and 81W models only), an AC-ON indicator light and a premium extended rated sealed maintenance-free nickel-metal hydride battery pack. The separate emergency lighting LEDs are wired to provide redundant emergency lighting. Listed to UL Standard 924, Emergency Lighting.

### Area and Site Pole Mounting

Optional extruded aluminum 6-1/2" arm features internal bolt guides for supplied twin support rods, allowing for easy positioning of the fixture during installation to pole. Supplied with round plate adapter plate. Optional tenon adapter fits 2-3/8" or 3-1/2" O.D. Tenon.

### Finish

Crosstour MAXX is protected with a super TGIC carbon bronze or summit white polyester powder coat paint. Super TGIC powder coat paint finishes withstand extreme climate conditions while providing optimal color and gloss retention of the installed life.

### Warranty

Five-year warranty.



## XTOR CROSSTOUR MAXX LED

**APPLICATIONS:**  
WALL / SURFACE  
INVERTED  
SITE LIGHTING



### CERTIFICATION DATA

UL/cUL Wet Location Listed  
LM79 / LM80 Compliant  
ROHS Compliant  
NOM Compliant Models  
3G Vibration Tested  
UL924 Listed (CBP Models)  
IP66 Rated  
DesignLights Consortium® Qualified\*

### TECHNICAL DATA

40°C Ambient Temperature  
External Supply Wiring 90°C Minimum

### EPA

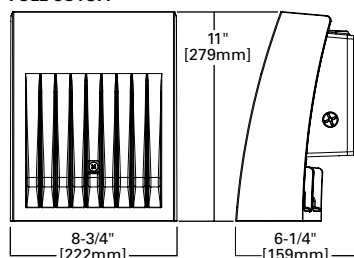
Effective Projected Area (Sq. Ft.):  
XTOR6B, XTOR8B, XTOR12B=0.54  
With Pole Mount Arm=0.98

### SHIPPING DATA:

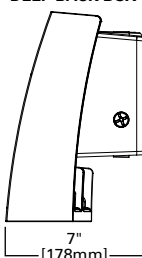
Approximate Net Weight:  
12-15 lbs. [5.4-6.8 kgs.]

## DIMENSIONS

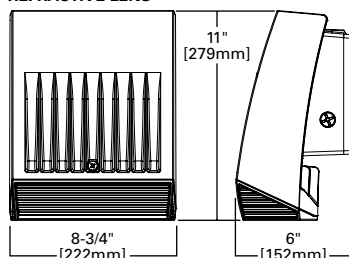
### FULL CUTOFF



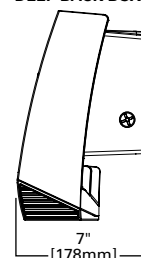
### DEEP BACK BOX



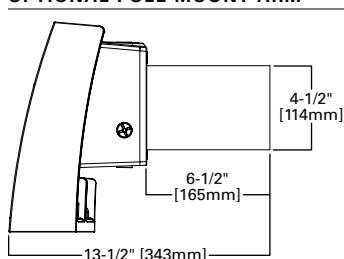
### REFRACTIVE LENS



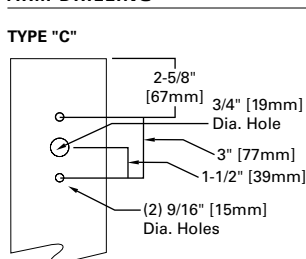
### DEEP BACK BOX



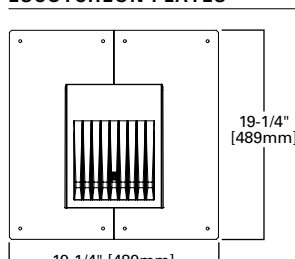
### OPTIONAL POLE MOUNT ARM



### ARM DRILLING



### ESCUTCHEON PLATES

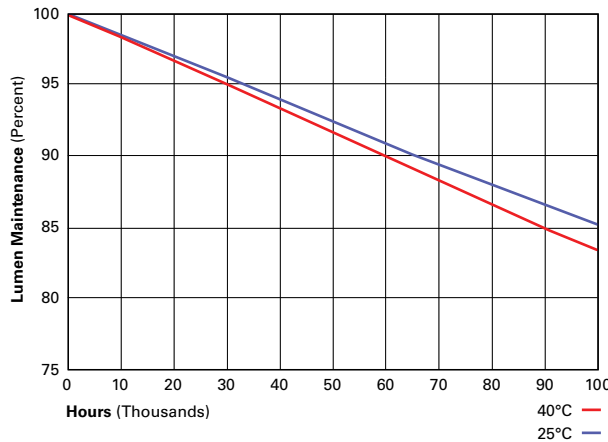


**POWER AND LUMENS BY FIXTURE MODEL**

58W Series						
LED Information	XTOR6B	XTOR6BRL	XTOR6B-W	XTOR6BRL-W	XTOR6B-Y	XTOR6BRL-Y
Delivered Lumens	6,129	6,225	6,038	6,133	5,611	5,826
B.U.G. Rating	B1-U0-G1	B2-U4-G3	B1-U0-G1	B2-U4-G3	B1-U0-G1	B2-U4-G3
CCT (Kelvin)	5000K	5000K	4000K	4000K	3000K	3000K
CRI (Color Rendering Index)	70	70	70	70	70	70
Power Consumption (Watts)	58W	58W	58W	58W	58W	58W
81W Series						
LED Information	XTOR8B	XTOR8BRL	XTOR8B-W	XTOR8BRL-W	XTOR8B-Y	XTOR8BRL-Y
Delivered Lumens	8,502	8,635	8,373	8,504	7,748	8,079
B.U.G. Rating	B2-U0-G1	B2-U4-G3	B2-U0-G1	B2-U4-G3	B2-U0-G1	B2-U4-G3
CCT (Kelvin)	5000K	5000K	4000K	4000K	3000K	3000K
CRI (Color Rendering Index)	70	70	70	70	70	70
Power Consumption (Watts)	81W	81W	81W	81W	81W	81W
102W Series						
LED Information	XTOR12B	XTOR12BRL	XTOR12B-W	XTOR12BRL-W	XTOR12B-Y	XTOR12BRL-Y
Delivered Lumens	12,728	13,458	12,539	13,258	11,861	12,595
B.U.G. Rating	B2-U0-G1	B2-U4-G3	B2-U0-G1	B2-U4-G3	B2-U0-G1	B2-U4-G3
CCT (Kelvin)	5000K	5000K	4000K	4000K	3000K	3000K
CRI (Color Rendering Index)	70	70	70	70	70	70
Power Consumption (Watts)	102W	102W	102W	102W	102W	102W
EGRESS Information	XTOR6B, XTOR8B and XTOR12B Full Cutoff CBP Egress LED			XTOR6B, XTOR8B and XTOR12B Refractive Lens CBP Egress LED		
Delivered Lumens	509			468		
B.U.G. Rating	N.A.			N.A.		
CCT (Kelvin)	4000K			4000K		
CRI (Color Rendering Index)	65			65		
Power Consumption (Watts)	1.8W			1.8W		

**LUMEN MAINTENANCE**

Ambient Temperature	TM-21 Lumen Maintenance (72,000 Hours)	Theoretical L70 (Hours)
<b>XTOR6B Model</b>		
25°C	> 90%	246,000
40°C	> 88%	217,000
50°C	> 88%	201,000
<b>XTOR8B Model</b>		
25°C	> 89%	219,000
40°C	> 87%	195,000
50°C	> 86%	181,000
<b>XTOR12B Model</b>		
25°C	> 89%	222,000
40°C	> 87%	198,000



**CURRENT DRAW**

Voltage	Model Series				
	XTOR6B	XTOR8B	XTOR12B	XTOR6B-CBP (Fixture/Battery)	XTOR8B-CBP (Fixture/Battery)
120V	0.51	0.71	0.94	0.60/0.25	0.92/0.25
208V	0.25	0.39	0.52	--	--
240V	0.25	0.35	0.45	--	--
277V	0.22	0.31	0.39	0.36/0.21	0.50/0.21
347V	0.19	0.25	0.33		--
480V	0.14	0.19	0.24		--

**ORDERING INFORMATION**

Sample Number: XTOR6B-W-WT-PC1

Series <sup>1</sup>	LED Kelvin Color	Housing Color	Options (Add as Suffix)
<b>Full Cutoff</b> XTOR6B=58W XTOR8B=81W XTOR12B=102W  <b>Refractive Lens</b> XTOR6BRL=58W XTOR8BRL=81W XTOR12BRL=102W	<b>[Blank]</b> =Bright White (Standard) 5000K <b>W</b> =Neutral, 4000K <b>Y</b> =Warm, 3000K	<b>[Blank]</b> =Carbon Bronze (Standard) <b>WT</b> =Summit White <b>BK</b> =Black <b>BZ</b> =Bronze <b>AP</b> =Grey <b>GM</b> =Graphite Metallic <b>DP</b> =Dark Platinum	<b>347V</b> =347V <sup>2,3,4,5</sup> <b>480V</b> =480V <sup>2,3,4,5,6</sup> <b>PC1</b> =Photocontrol 120V <sup>7</sup> <b>PC2</b> =Photocontrol 208-277V <sup>7,8</sup> <b>PMA</b> =Pole Mount Arm (C Drilling) with Round Adapter <sup>3,9</sup> <b>MS-L20</b> =Motion Sensor for ON/OFF Operation <sup>2,3,10,11</sup> <b>MS/DIM-L20</b> =Motion Sensor for Dimming Operation <sup>2,3,10,11,12,13,14</sup> <b>CBP</b> =Cold Weather Battery Pack <sup>2,3,15,16,17</sup> <b>HA</b> =50°C High Ambient <sup>17</sup>
<b>Accessories (Order Separately)</b>			
<b>WG-XTORMX</b> =Crosstour MAXX Wire Guard <b>PB120V</b> =Field Installed 120V Photocontrol <b>PB277V BUTTON PC</b> =Field Installed 208-277V Photocontrol <sup>8</sup> <b>VA1040-XX</b> =Single Tenon Adapter for 3-1/2" O.D. Tenon <sup>18</sup> <b>VA1041-XX</b> =2@180° Tenon Adapter for 3-1/2" O.D. Tenon <sup>18</sup> <b>VA1042-XX</b> =3@120° Tenon Adapter for 3-1/2" O.D. Tenon <sup>18</sup> <b>VA1043-XX</b> =4@90° Tenon Adapter for 3-1/2" O.D. Tenon <sup>18</sup> <b>VA1044-XX</b> =2@90° Tenon Adapter for 3-1/2" O.D. Tenon <sup>18</sup> <b>VA1045-XX</b> =3@90° Tenon Adapter for 3-1/2" O.D. Tenon <sup>18</sup> <b>VA1046-XX</b> =2@120° Tenon Adapter for 3-1/2" O.D. Tenon <sup>18</sup>		<b>VA1033-XX</b> =Single Tenon Adapter for 2-3/8" O.D. Tenon <sup>18</sup> <b>VA1034-XX</b> =2@180° Tenon Adapter for 2-3/8" O.D. Tenon <sup>18</sup> <b>VA1035-XX</b> =3@120° Tenon Adapter for 2-3/8" O.D. Tenon <sup>18</sup> <b>VA1036-XX</b> =4@90° Tenon Adapter for 2-3/8" O.D. Tenon <sup>18</sup> <b>VA1037-XX</b> =2@90° Tenon Adapter for 2-3/8" O.D. Tenon <sup>18</sup> <b>VA1038-XX</b> =3@90° Tenon Adapter for 2-3/8" O.D. Tenon <sup>18</sup> <b>VA1039-XX</b> =2@120° Tenon Adapter for 2-3/8" O.D. Tenon <sup>18</sup> <b>EWP/XTORMX</b> =Escutcheon Wall Plate, Carbon Bronze <b>EWP/XTORMX-WT</b> =Escutcheon Wall Plate, Summit White <b>FSIR-100</b> =Wireless Configuration Tool for Occupancy Sensor <sup>14</sup>	

- NOTES:**
- DesignLights Consortium® Qualified and classified for both DLC Standard and DLC Premium, refer to www.designlights.org for details.
  - Not available with HA option.
  - Deep back box is standard for 347V, 480V, CBP, PMA, MS-L20 and MS/DIM-L20.
  - Not available with CBP option.
  - Thru-branch wiring not available with HA option or with 347V.
  - Only for use with 480V Wye systems. Per NEC, not for use with ungrounded systems, impedance grounded systems or corner grounded systems (commonly known as Three Phase Three Wire Delta, Three Phase High Leg Delta and Three Phase Corner Grounded Delta systems).
  - Not available with MS-L20 and MS/DIM-L20 options.
  - Use PC2 with 347V or 480V option for photocontrol. Factory wired to 208-277V lead.
  - Customer is responsible for engineering analysis to confirm pole and fixture compatibility for all applications. Refer to our white paper WP513001EN for additional support information.
  - For use in downlight orientation only. Optimal coverage at mounting heights of 9'-20'.
  - 120V thru 277V only.
  - Factory set to 50% power reduction after 15-minutes of inactivity. Dimming driver included.
  - Includes integral photo sensor.
  - The FSIR-100 configuration tool is required to adjust parameters including high and low modes, sensitivity, time delay, cutoff, and more. Consult your lighting representative at Eaton for more information.
  - 120V or 277V operation only.
  - Operating temperatures -20°C to 25°C.
  - Not available in XTOR12B or XTOR12BRL models.
  - Replace XX with housing color.

**STOCK ORDERING INFORMATION**

58W Series	81W Series	102W Series
<b>Full Cutoff</b>		
XTOR6B=58W, 5000K, Carbon Bronze	XTOR8B=81W, 5000K, Carbon Bronze	XTOR12B=102W, 5000K, Carbon Bronze
XTOR6B-PC1=58W, 5000K, 120V PC, Carbon Bronze	XTOR8B-PC1=81W, 5000K, 120V PC, Carbon Bronze	
XTOR6B-WT= 58W, 5000K, Summit White	XTOR8B-WT=81W, 5000K, Summit White	
XTOR6B-W=58W, 4000K, Carbon Bronze	XTOR8B-PC2=81W, 5000K, 208-277V PC, Carbon Bronze	
XTOR6B-PMA= 58W, 5000K, Pole Mount Arm, Carbon Bronze	XTOR8B-PMA=81W, 5000K, Pole Mount Arm, Carbon Bronze	
XTOR6B-PC2= 58W, 5000K, 208-277V PC, Carbon Bronze	XTOR8B-347V=81W, 5000K, Carbon Bronze, 347V	
<b>Refractive Lens</b>		
XTOR6BRL=58W, 5000K, Refractive Lens, Carbon Bronze	XTOR8BRL=81W, 5000K, Refractive Lens, Carbon Bronze	XTOR12BRL=102W, 5000K, Refractive Lens, Carbon Bronze
XTOR6BRL-PC1=58W, 5000K, Refractive Lens, 120V PC, Carbon Bronze	XTOR8BRL-PC1=81W, 5000K, Refractive Lens, 120V PC, Carbon Bronze	XTOR12BRL-W=102W, 4000K, Refractive Lens, Carbon Bronze
XTOR6BRL-WT=58W, 5000K, Refractive Lens, Summit White	XTOR8BRL-WT=81W, 5000K, Refractive Lens, Summit White	XTOR12BRL-347V=102W, 5000K, Refractive Lens, Carbon Bronze, 347V
XTOR6BRL-W=58W, 4000K, Refractive Lens, Carbon Bronze	XTOR8BRL-PC2=81W, 5000K, Refractive Lens, 208-277V PC, Carbon Bronze	
XTOR6BRL-PMA=58W, 5000K, Refractive Lens, Pole Mount Arm, Carbon Bronze	XTOR8BRL-PMA=81W, 5000K, Refractive Lens, Pole Mount Arm, Carbon Bronze	
XTOR6BRL-PC2=58W, 5000K, Refractive Lens, 208-277V PC, Carbon Bronze	XTOR8BRL-W=81W, 4000K, Refractive Lens, Carbon Bronze	
XTOR6BRL-347V=58W, 5000K, Refractive Lens, Carbon Bronze, 347V	XTOR8BRL-347V = 81W, 5000K, Refractive Lens, Carbon Bronze, 347V	

## DESCRIPTION

The patented Lumark Crosstour™ MAXX LED wall pack series of luminaires provides low-profile architectural style with super bright, energy-efficient LEDs. The rugged die-cast aluminum construction, back box with secure lock hinges, stainless steel hardware along with a sealed and gasketed optical compartment make Crosstour impervious to contaminants. The Crosstour MAXX wall luminaire is ideal for wall/surface, inverted mount for facade/canopy illumination, perimeter and site lighting. Typical applications include pedestrian walkways, building entrances, multi-use facilities, industrial facilities, perimeter parking areas, storage facilities, institutions, schools and loading docks.

## SPECIFICATION FEATURES

### Construction

Low-profile LED design with rugged one-piece, die-cast aluminum back box and hinged removable door. Matching housing styles incorporate both a full cutoff and refractive lens design. Full cutoff and refractive lens models are available in 58W, 81W and 102W. Patent pending secure lock hinge feature allows for safe and easy tool-less electrical connections with the supplied push-in connectors. Back box includes four 1/2" NPT threaded conduit entry points. The back box is secured by four lag bolts (supplied by others). External fin design extracts heat from the fixture surface. One-piece silicone gasket seals door and back box. Not recommended for car wash applications.

### Optical

Silicone sealed optical LED chamber incorporates a custom engineered reflector providing high-efficiency illumination. Full cutoff models integrate an impact-resistant molded refractive prism optical lens assembly meeting requirements for Dark Sky compliance. Refractive lens models incorporate a molded lens

assembly designed for maximum forward throw. Solid state LED Crosstour MAXX luminaires are thermally optimized with eight lumen packages in cool 5000K, neutral 4000K, or warm 3000K LED color temperature (CCT).

### Electrical

LED driver is mounted to the die-cast aluminum housing for optimal heat sinking. LED thermal management system incorporates both conduction and natural convection to transfer heat rapidly away from the LED source. 58W, 81W and 102W models operate in -40°C to 40°C [-40°F to 104°F]. High ambient 50°C [122°F] models available in 58W and 81W models only. Crosstour MAXX luminaires maintain greater than 89% of initial light output after 72,000 hours of operation. Four half-inch NPT threaded conduit entry points allow for thru-branch wiring. Back box is an authorized electrical wiring compartment. Integral LED electronic driver incorporates surge protection. 120-277V 50/60Hz, 480V 60Hz, or 347V 60Hz electrical operation. 480V is compatible for use with 480V Wye systems only.

### Emergency Egress

Optional integral cold weather battery emergency egress includes emergency operation test switch (available in 58W and 81W models only), an AC-ON indicator light and a premium extended rated sealed maintenance-free nickel-metal hydride battery pack. The separate emergency lighting LEDs are wired to provide redundant emergency lighting. Listed to UL Standard 924, Emergency Lighting.

### Area and Site Pole Mounting

Optional extruded aluminum 6-1/2" arm features internal bolt guides for supplied twin support rods, allowing for easy positioning of the fixture during installation to pole. Supplied with round plate adapter plate. Optional tenon adapter fits 2-3/8" or 3-1/2" O.D. Tenon.

### Finish

Crosstour MAXX is protected with a super TGIC carbon bronze or summit white polyester powder coat paint. Super TGIC powder coat paint finishes withstand extreme climate conditions while providing optimal color and gloss retention of the installed life.

### Warranty

Five-year warranty.



## XTOR CROSSTOUR MAXX LED

**APPLICATIONS:**  
WALL / SURFACE  
INVERTED  
SITE LIGHTING



### CERTIFICATION DATA

UL/cUL Wet Location Listed  
LM79 / LM80 Compliant  
ROHS Compliant  
NOM Compliant Models  
3G Vibration Tested  
UL924 Listed (CBP Models)  
IP66 Rated  
DesignLights Consortium® Qualified\*

### TECHNICAL DATA

40°C Ambient Temperature  
External Supply Wiring 90°C Minimum

### EPA

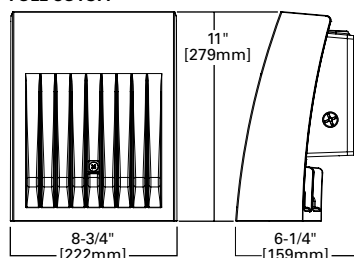
Effective Projected Area (Sq. Ft.):  
XTOR6B, XTOR8B, XTOR12B=0.54  
With Pole Mount Arm=0.98

### SHIPPING DATA:

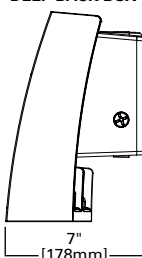
Approximate Net Weight:  
12-15 lbs. [5.4-6.8 kgs.]

## DIMENSIONS

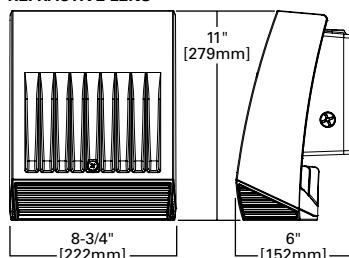
### FULL CUTOFF



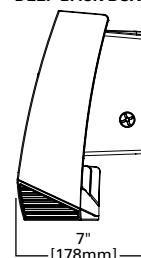
### DEEP BACK BOX



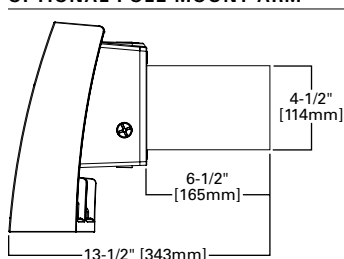
### REFRACTIVE LENS



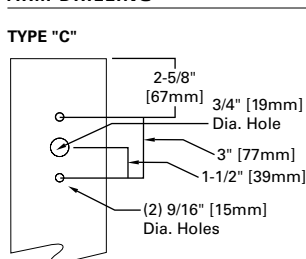
### DEEP BACK BOX



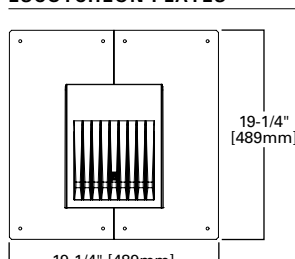
### OPTIONAL POLE MOUNT ARM



### ARM DRILLING



### ESCUTCHEON PLATES

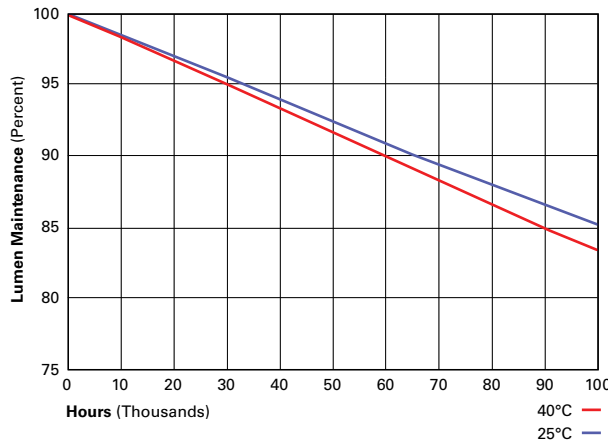


**POWER AND LUMENS BY FIXTURE MODEL**

58W Series						
LED Information	XTOR6B	XTOR6BRL	XTOR6B-W	XTOR6BRL-W	XTOR6B-Y	XTOR6BRL-Y
Delivered Lumens	6,129	6,225	6,038	6,133	5,611	5,826
B.U.G. Rating	B1-U0-G1	B2-U4-G3	B1-U0-G1	B2-U4-G3	B1-U0-G1	B2-U4-G3
CCT (Kelvin)	5000K	5000K	4000K	4000K	3000K	3000K
CRI (Color Rendering Index)	70	70	70	70	70	70
Power Consumption (Watts)	58W	58W	58W	58W	58W	58W
81W Series						
LED Information	XTOR8B	XTOR8BRL	XTOR8B-W	XTOR8BRL-W	XTOR8B-Y	XTOR8BRL-Y
Delivered Lumens	8,502	8,635	8,373	8,504	7,748	8,079
B.U.G. Rating	B2-U0-G1	B2-U4-G3	B2-U0-G1	B2-U4-G3	B2-U0-G1	B2-U4-G3
CCT (Kelvin)	5000K	5000K	4000K	4000K	3000K	3000K
CRI (Color Rendering Index)	70	70	70	70	70	70
Power Consumption (Watts)	81W	81W	81W	81W	81W	81W
102W Series						
LED Information	XTOR12B	XTOR12BRL	XTOR12B-W	XTOR12BRL-W	XTOR12B-Y	XTOR12BRL-Y
Delivered Lumens	12,728	13,458	12,539	13,258	11,861	12,595
B.U.G. Rating	B2-U0-G1	B2-U4-G3	B2-U0-G1	B2-U4-G3	B2-U0-G1	B2-U4-G3
CCT (Kelvin)	5000K	5000K	4000K	4000K	3000K	3000K
CRI (Color Rendering Index)	70	70	70	70	70	70
Power Consumption (Watts)	102W	102W	102W	102W	102W	102W
EGRESS Information	XTOR6B, XTOR8B and XTOR12B Full Cutoff CBP Egress LED			XTOR6B, XTOR8B and XTOR12B Refractive Lens CBP Egress LED		
Delivered Lumens	509			468		
B.U.G. Rating	N.A.			N.A.		
CCT (Kelvin)	4000K			4000K		
CRI (Color Rendering Index)	65			65		
Power Consumption (Watts)	1.8W			1.8W		

**LUMEN MAINTENANCE**

Ambient Temperature	TM-21 Lumen Maintenance (72,000 Hours)	Theoretical L70 (Hours)
<b>XTOR6B Model</b>		
25°C	> 90%	246,000
40°C	> 88%	217,000
50°C	> 88%	201,000
<b>XTOR8B Model</b>		
25°C	> 89%	219,000
40°C	> 87%	195,000
50°C	> 86%	181,000
<b>XTOR12B Model</b>		
25°C	> 89%	222,000
40°C	> 87%	198,000



**CURRENT DRAW**

Voltage	Model Series				
	XTOR6B	XTOR8B	XTOR12B	XTOR6B-CBP (Fixture/Battery)	XTOR8B-CBP (Fixture/Battery)
120V	0.51	0.71	0.94	0.60/0.25	0.92/0.25
208V	0.25	0.39	0.52	--	--
240V	0.25	0.35	0.45	--	--
277V	0.22	0.31	0.39	0.36/0.21	0.50/0.21
347V	0.19	0.25	0.33		--
480V	0.14	0.19	0.24		--

**ORDERING INFORMATION**

Sample Number: XTOR6B-W-WT-PC1

Series <sup>1</sup>	LED Kelvin Color	Housing Color	Options (Add as Suffix)
<b>Full Cutoff</b> XTOR6B=58W XTOR8B=81W XTOR12B=102W  <b>Refractive Lens</b> XTOR6BRL=58W XTOR8BRL=81W XTOR12BRL=102W	<b>[Blank]</b> =Bright White (Standard) 5000K <b>W</b> =Neutral, 4000K <b>Y</b> =Warm, 3000K	<b>[Blank]</b> =Carbon Bronze (Standard) <b>WT</b> =Summit White <b>BK</b> =Black <b>BZ</b> =Bronze <b>AP</b> =Grey <b>GM</b> =Graphite Metallic <b>DP</b> =Dark Platinum	<b>347V</b> =347V <sup>2,3,4,5</sup> <b>480V</b> =480V <sup>2,3,4,5,6</sup> <b>PC1</b> =Photocontrol 120V <sup>7</sup> <b>PC2</b> =Photocontrol 208-277V <sup>7,8</sup> <b>PMA</b> =Pole Mount Arm (C Drilling) with Round Adapter <sup>3,9</sup> <b>MS-L20</b> =Motion Sensor for ON/OFF Operation <sup>2,3,10,11</sup> <b>MS/DIM-L20</b> =Motion Sensor for Dimming Operation <sup>2,3,10,11,12,13,14</sup> <b>CBP</b> =Cold Weather Battery Pack <sup>2,3,15,16,17</sup> <b>HA</b> =50°C High Ambient <sup>17</sup>
<b>Accessories (Order Separately)</b>			
<b>WG-XTORMX</b> =Crosstour MAXX Wire Guard <b>PB120V</b> =Field Installed 120V Photocontrol <b>PB277V BUTTON PC</b> =Field Installed 208-277V Photocontrol <sup>8</sup> <b>VA1040-XX</b> =Single Tenon Adapter for 3-1/2" O.D. Tenon <sup>18</sup> <b>VA1041-XX</b> =2@180° Tenon Adapter for 3-1/2" O.D. Tenon <sup>18</sup> <b>VA1042-XX</b> =3@120° Tenon Adapter for 3-1/2" O.D. Tenon <sup>18</sup> <b>VA1043-XX</b> =4@90° Tenon Adapter for 3-1/2" O.D. Tenon <sup>18</sup> <b>VA1044-XX</b> =2@90° Tenon Adapter for 3-1/2" O.D. Tenon <sup>18</sup> <b>VA1045-XX</b> =3@90° Tenon Adapter for 3-1/2" O.D. Tenon <sup>18</sup> <b>VA1046-XX</b> =2@120° Tenon Adapter for 3-1/2" O.D. Tenon <sup>18</sup>		<b>VA1033-XX</b> =Single Tenon Adapter for 2-3/8" O.D. Tenon <sup>18</sup> <b>VA1034-XX</b> =2@180° Tenon Adapter for 2-3/8" O.D. Tenon <sup>18</sup> <b>VA1035-XX</b> =3@120° Tenon Adapter for 2-3/8" O.D. Tenon <sup>18</sup> <b>VA1036-XX</b> =4@90° Tenon Adapter for 2-3/8" O.D. Tenon <sup>18</sup> <b>VA1037-XX</b> =2@90° Tenon Adapter for 2-3/8" O.D. Tenon <sup>18</sup> <b>VA1038-XX</b> =3@90° Tenon Adapter for 2-3/8" O.D. Tenon <sup>18</sup> <b>VA1039-XX</b> =2@120° Tenon Adapter for 2-3/8" O.D. Tenon <sup>18</sup> <b>EWP/XTORMX</b> =Escutcheon Wall Plate, Carbon Bronze <b>EWP/XTORMX-WT</b> =Escutcheon Wall Plate, Summit White <b>FSIR-100</b> =Wireless Configuration Tool for Occupancy Sensor <sup>14</sup>	

- NOTES:**
- DesignLights Consortium® Qualified and classified for both DLC Standard and DLC Premium, refer to www.designlights.org for details.
  - Not available with HA option.
  - Deep back box is standard for 347V, 480V, CBP, PMA, MS-L20 and MS/DIM-L20.
  - Not available with CBP option.
  - Thru-branch wiring not available with HA option or with 347V.
  - Only for use with 480V Wye systems. Per NEC, not for use with ungrounded systems, impedance grounded systems or corner grounded systems (commonly known as Three Phase Three Wire Delta, Three Phase High Leg Delta and Three Phase Corner Grounded Delta systems).
  - Not available with MS-L20 and MS/DIM-L20 options.
  - Use PC2 with 347V or 480V option for photocontrol. Factory wired to 208-277V lead.
  - Customer is responsible for engineering analysis to confirm pole and fixture compatibility for all applications. Refer to our white paper WP513001EN for additional support information.
  - For use in downlight orientation only. Optimal coverage at mounting heights of 9'-20'.
  - 120V thru 277V only.
  - Factory set to 50% power reduction after 15-minutes of inactivity. Dimming driver included.
  - Includes integral photo sensor.
  - The FSIR-100 configuration tool is required to adjust parameters including high and low modes, sensitivity, time delay, cutoff, and more. Consult your lighting representative at Eaton for more information.
  - 120V or 277V operation only.
  - Operating temperatures -20°C to 25°C.
  - Not available in XTOR12B or XTOR12BRL models.
  - Replace XX with housing color.

**STOCK ORDERING INFORMATION**

58W Series	81W Series	102W Series
<b>Full Cutoff</b>		
XTOR6B=58W, 5000K, Carbon Bronze	XTOR8B=81W, 5000K, Carbon Bronze	XTOR12B=102W, 5000K, Carbon Bronze
XTOR6B-PC1=58W, 5000K, 120V PC, Carbon Bronze	XTOR8B-PC1=81W, 5000K, 120V PC, Carbon Bronze	
XTOR6B-WT= 58W, 5000K, Summit White	XTOR8B-WT=81W, 5000K, Summit White	
XTOR6B-W=58W, 4000K, Carbon Bronze	XTOR8B-PC2=81W, 5000K, 208-277V PC, Carbon Bronze	
XTOR6B-PMA= 58W, 5000K, Pole Mount Arm, Carbon Bronze	XTOR8B-PMA=81W, 5000K, Pole Mount Arm, Carbon Bronze	
XTOR6B-PC2= 58W, 5000K, 208-277V PC, Carbon Bronze	XTOR8B-347V=81W, 5000K, Carbon Bronze, 347V	
<b>Refractive Lens</b>		
XTOR6BRL=58W, 5000K, Refractive Lens, Carbon Bronze	XTOR8BRL=81W, 5000K, Refractive Lens, Carbon Bronze	XTOR12BRL=102W, 5000K, Refractive Lens, Carbon Bronze
XTOR6BRL-PC1=58W, 5000K, Refractive Lens, 120V PC, Carbon Bronze	XTOR8BRL-PC1=81W, 5000K, Refractive Lens, 120V PC, Carbon Bronze	XTOR12BRL-W=102W, 4000K, Refractive Lens, Carbon Bronze
XTOR6BRL-WT=58W, 5000K, Refractive Lens, Summit White	XTOR8BRL-WT=81W, 5000K, Refractive Lens, Summit White	XTOR12BRL-347V=102W, 5000K, Refractive Lens, Carbon Bronze, 347V
XTOR6BRL-W=58W, 4000K, Refractive Lens, Carbon Bronze	XTOR8BRL-PC2=81W, 5000K, Refractive Lens, 208-277V PC, Carbon Bronze	
XTOR6BRL-PMA=58W, 5000K, Refractive Lens, Pole Mount Arm, Carbon Bronze	XTOR8BRL-PMA=81W, 5000K, Refractive Lens, Pole Mount Arm, Carbon Bronze	
XTOR6BRL-PC2=58W, 5000K, Refractive Lens, 208-277V PC, Carbon Bronze	XTOR8BRL-W=81W, 4000K, Refractive Lens, Carbon Bronze	
XTOR6BRL-347V=58W, 5000K, Refractive Lens, Carbon Bronze, 347V	XTOR8BRL-347V = 81W, 5000K, Refractive Lens, Carbon Bronze, 347V	