



**RC Suppressor** <sup>①②</sup>

XTMCXRS\_

XTRM Relay with  
Installed Suppressor**RC Suppressor for XTRM** <sup>③</sup>

Voltage	For Use with...	Circuit Symbol	Pkg. Qty. <sup>④</sup>	Catalog Number
24–48	XTRM6A_ XTRM9A_	A1 	10	<b>XTMCXRSW</b>
48–130	XTRM6A_ XTRM9A_	A2 	10	<b>XTMCXRSA</b>
110–250	XTRM6A_ XTRM9A_		10	<b>XTMCXRSB</b>

**Free-Wheel Diode Suppressor**

In addition to the built-in suppressor circuit for DC actuated contactors. Prevents negative breaking voltage when contactors are used in combination with a safety PLC.

XTCEXVSLBB

**Free-Wheel Diode Suppressor for XTRE**


Voltage	For Use with...	Pkg. Qty. <sup>④</sup>	Catalog Number
130–240	XTRE10B	10	<b>XTCEXVSLBB</b>

**Connector** <sup>⑤</sup>**Connector**

For Use with...	Pkg. Qty. <sup>④</sup>	Catalog Number
XTRE(C)10B	50	<b>XTCEXCNC</b>
XTRM10A	50	<b>XTMCXCNC</b>

**Mechanical Interlock** <sup>⑥</sup>**Mechanical Interlock**

For Use with...	Pkg. Qty. <sup>④</sup>	Catalog Number
XTRE10B_	5	<b>XTCEXMLB</b>
XTRM10A_	5	<b>XTMCXML</b>



**Notes**

- ① Note dropout delay.
- ② For AC operated contactors, 50/60 Hz. DC operated contactors have an integrated suppressor.
- ③ For AC operated contactors, 50/60 Hz. Note dropout delay.
- ④ Orders must be placed in multiples of package quantity listed.
- ⑤ For mechanically arranging contactors in combinations. Distance between contactors is 0 mm.
- ⑥ For two contactors with AC or DC operated magnet system that are horizontally or vertically mounted. For Frame B, mechanical lifespan is  $2.5 \times 10^6$  operations and the distance between contactors is 0 mm.

**RC Suppressor** <sup>①②</sup>

XTMCXRS\_

XTRM Relay with  
Installed Suppressor**RC Suppressor for XTRM** <sup>③</sup>

Voltage	For Use with...	Circuit Symbol	Pkg. Qty. <sup>④</sup>	Catalog Number
24–48	XTRM6A_ XTRM9A_	A1 	10	<b>XTMCXRSW</b>
48–130	XTRM6A_ XTRM9A_	A2 	10	<b>XTMCXRSA</b>
110–250	XTRM6A_ XTRM9A_		10	<b>XTMCXRSB</b>

**Free-Wheel Diode Suppressor**

In addition to the built-in suppressor circuit for DC actuated contactors. Prevents negative breaking voltage when contactors are used in combination with a safety PLC.

XTCEXVSLBB

**Free-Wheel Diode Suppressor for XTRE**

Voltage	For Use with...	Pkg. Qty. <sup>④</sup>	Catalog Number
130–240	XTRE10B	10	<b>XTCEXVSLBB</b>

**Connector** <sup>⑤</sup>**Connector**

For Use with...	Pkg. Qty. <sup>④</sup>	Catalog Number	
XTCEXCNC	XTRE(C)10B	50	<b>XTCEXCNC</b>
XTMCXCNC	XTRM10A	50	<b>XTMCXCNC</b>

**Mechanical Interlock** <sup>⑥</sup>**Mechanical Interlock**

For Use with...	Pkg. Qty. <sup>④</sup>	Catalog Number	
XTCEXMLB	XTRE10B_	5	<b>XTCEXMLB</b>
XTMCXML	XTRM10A_	5	<b>XTMCXML</b>

**Notes**

- ① Note dropout delay.
- ② For AC operated contactors, 50/60 Hz. DC operated contactors have an integrated suppressor.
- ③ For AC operated contactors, 50/60 Hz. Note dropout delay.
- ④ Orders must be placed in multiples of package quantity listed.
- ⑤ For mechanically arranging contactors in combinations. Distance between contactors is 0 mm.
- ⑥ For two contactors with AC or DC operated magnet system that are horizontally or vertically mounted. For Frame B, mechanical lifespan is  $2.5 \times 10^6$  operations and the distance between contactors is 0 mm.